

Damage to elevators capacities

Ukraine, 24 February – 25 July, 2022



Agriculture monitoring

Methodology

- **National scope:** secondary data review of State Statistics Service of Ukraine and regional (oblast) statistics, Ministry of Agrarian Policy and Food of Ukraine
- **Satellite imagery analysis:** using remote sensing analysis to calculate the percent of conflict-affected agricultural land, cases of damage to elevator capacities
- **Output:** newsletters of damage to elevator capacities

Problems of the elevator's capacity:

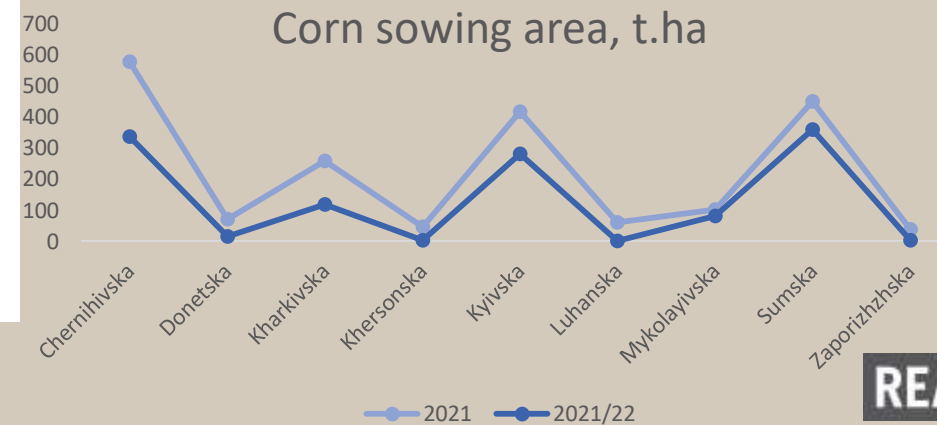
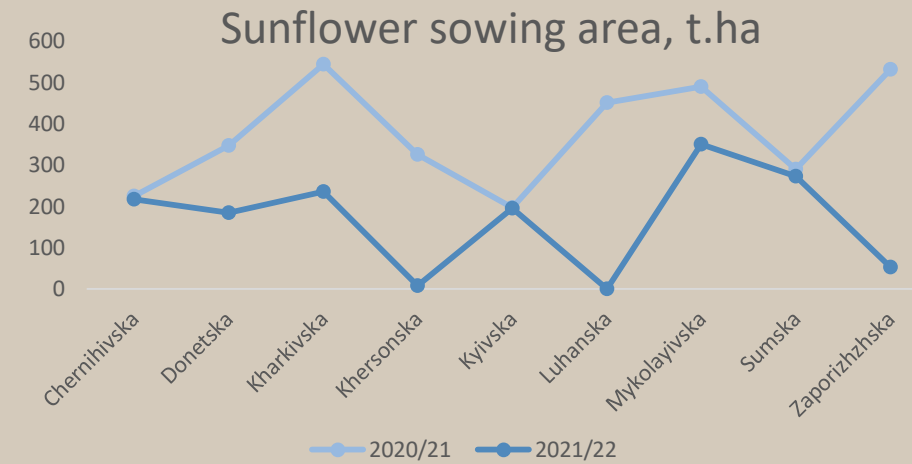
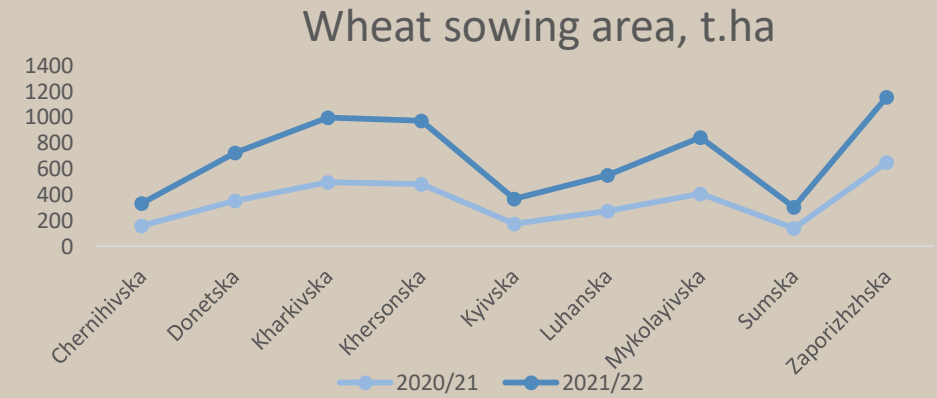
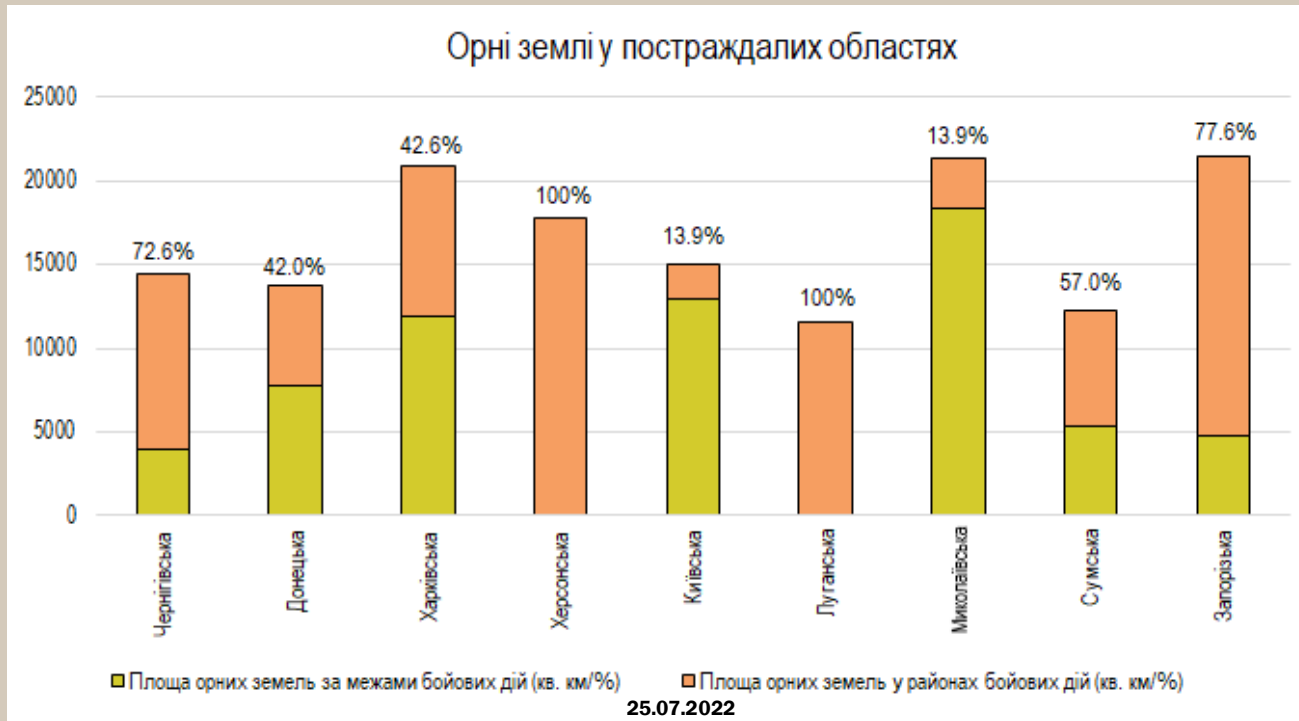
Filled elevators, which at that time usually stood empty in anticipation of a new crop

Farmers need space for 10 to 15 million tons of grain

Without access to ports, grain exports have fallen to 2 million tons per month

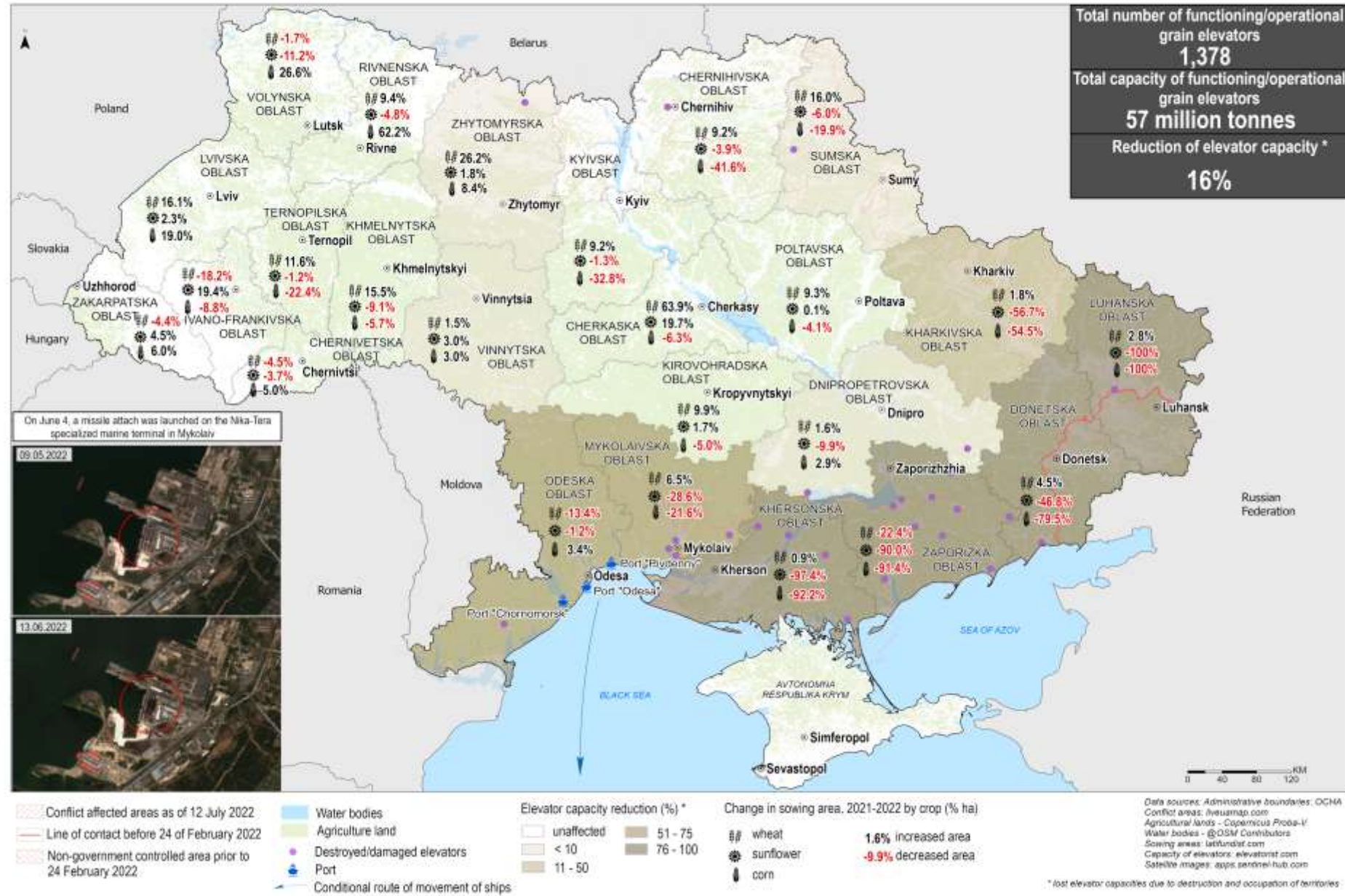
Elevators, grain terminals and agricultural warehouses, have been destroyed, severely damaged or occupied

Cropland area in affected oblasts



Ukraine has 1,378 grain elevators across the country

Farmers need space for 24% of the crop expected for the year 2022/2023





Since 24 February, at least 25 grain saving objects have been destroyed

Five largest destroyed elevators in Ukraine since 24 February, 2022

Elevator	Capacity (tonnes)	Oblast
Mlybor	102,000	Chernihivska
Kostyantyniv	100,000	Mykolaivska
Vyazum	100,000	Sumska
Ovrutsky	98,000	Zhytomyrska
Nibulon	76,000	Dnipropetrovska



Other key findings

- All storage capacity for Luhanska, Donetsk, and Khersonska oblasts (about 3.8 million tonnes) has been lost due to occupation
- Since April-July were completely destroyed 4 largest grain terminal in Mariupol and Mykolaiv
- The farmers will be threatened with a financial crisis, been unable to sell the harvest which will lead to a reduction of winter crops of the next season by up to 60%
- By 8 June, the damages to storage facilities were estimated at 272.4 million dollars
- Repair of metal silos can go up to \$250/tonne
- Unblocking the operation of the river ports on the Danube made it possible to export two-thirds of Ukrainian grain to Romania.

Next Steps



A horizontal red line with three white circular markers. A vertical red line extends from the top left corner to the first marker. Below each marker is a text block.

Cataloging the main damage to food industry enterprises and calculating impact

Monitoring actual harvest reduction for key crops

Monitoring areas of fires in agricultural fields and cases of blowing up equipment on them

THANKS FOR YOUR ATTENTION!



Chernivtsi, Kyiv Ukraine & Rzeszow ,
Poland



Sarah STUDDS
sarah.studds@impact-
initiatives.org



+48 881 648 312

Daria STOROZHENKO
daria.storozhenko@impact-
initiatives.org

Tetyana KUCHMA
tetyana.kuchma@impact-
initiatives.org

Svitlana DANYLOVA
svitlana.danylova@impact-
initiatives.org



FACT SHEETS

Follow all IMPACT activities in the Ukraine Crisis [here](#)

Agricultural monitoring products

- [Wheat and barley](#)
- [Sunflower seeds](#)
- [Corn](#)
- [Sugar beets](#)
- [Vegetables](#)
- [Damage to elevator capacities](#)