



**UKRAINE
FOOD SECURITY & LIVELIHOODS CLUSTER
FSLC Coordination Meeting
September 29, 2022**



Photo credit: ADRA

AGENDA

- FSLC operational updates (reporting period 6 – 19 September)
- Partners Update
- Presentation on the Rapid Gender and Conflict Analysis conducted by Welthungerhilfe and partners in Poltava Oblast
- Calculation FSLC the people in need (PiN) for 2023; FSLC draft PiN per Oblast and at Raion level
- HPC timeline
- AoB



FSLC operational updates (reporting period 6– 19 September)

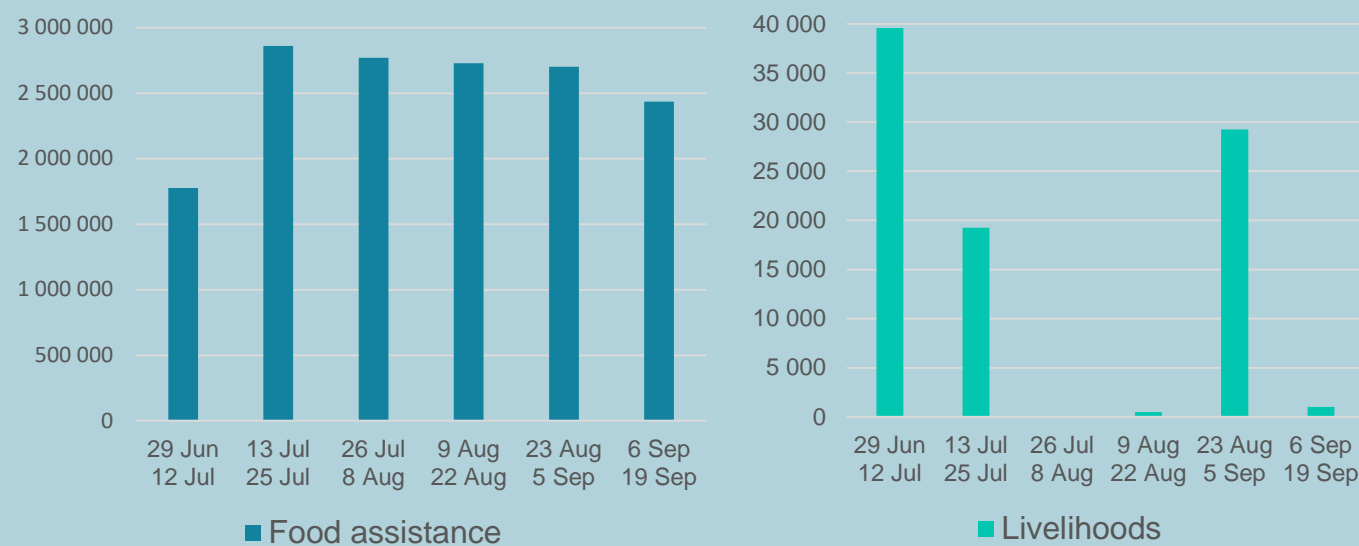
UKRAINE
FOOD SECURITY & LIVELIHOODS CLUSTER
Strengthening Humanitarian Response



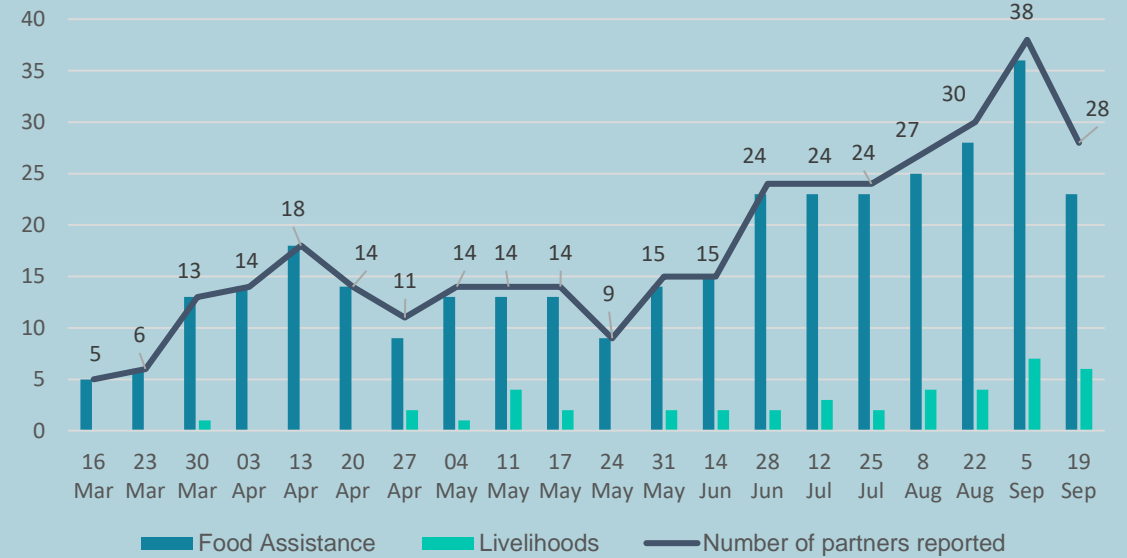
FSLC operational updates (Sep 6 – Sep 19)

- 28 partners reportedly **reached about 2.4 million** people with food and livelihood assistance across the country during reporting period of 6 – 19 September.

Beneficiary reached by reporting periods

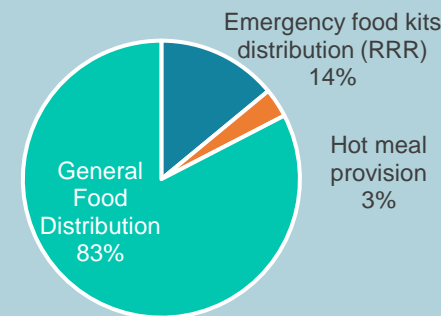


Partners reporting

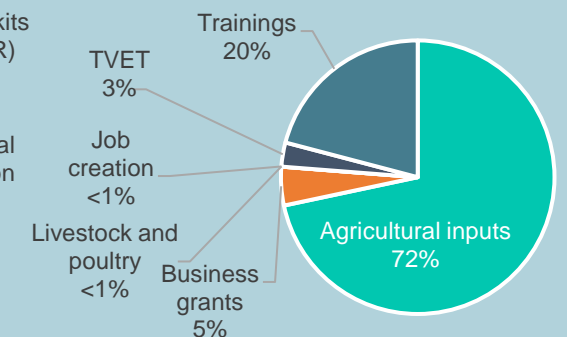


	29 Jun 12 Jul	13 Jul 25 Jul	26 Jul 8 Aug	9 Aug 22 Aug	23 Aug 5 Sep	6 Sep 19 Sep	Total
Food assistance	1.8M	2.9M	2.8M	2.7M	2.7M	2.4M	15.3M
Livelihoods	40K	19K		25	29K	526	89K
FSL Cluster	1.8M	2.9M	2.8M	2.7M	2.7M	2.4M	15.4M

Food Assistance



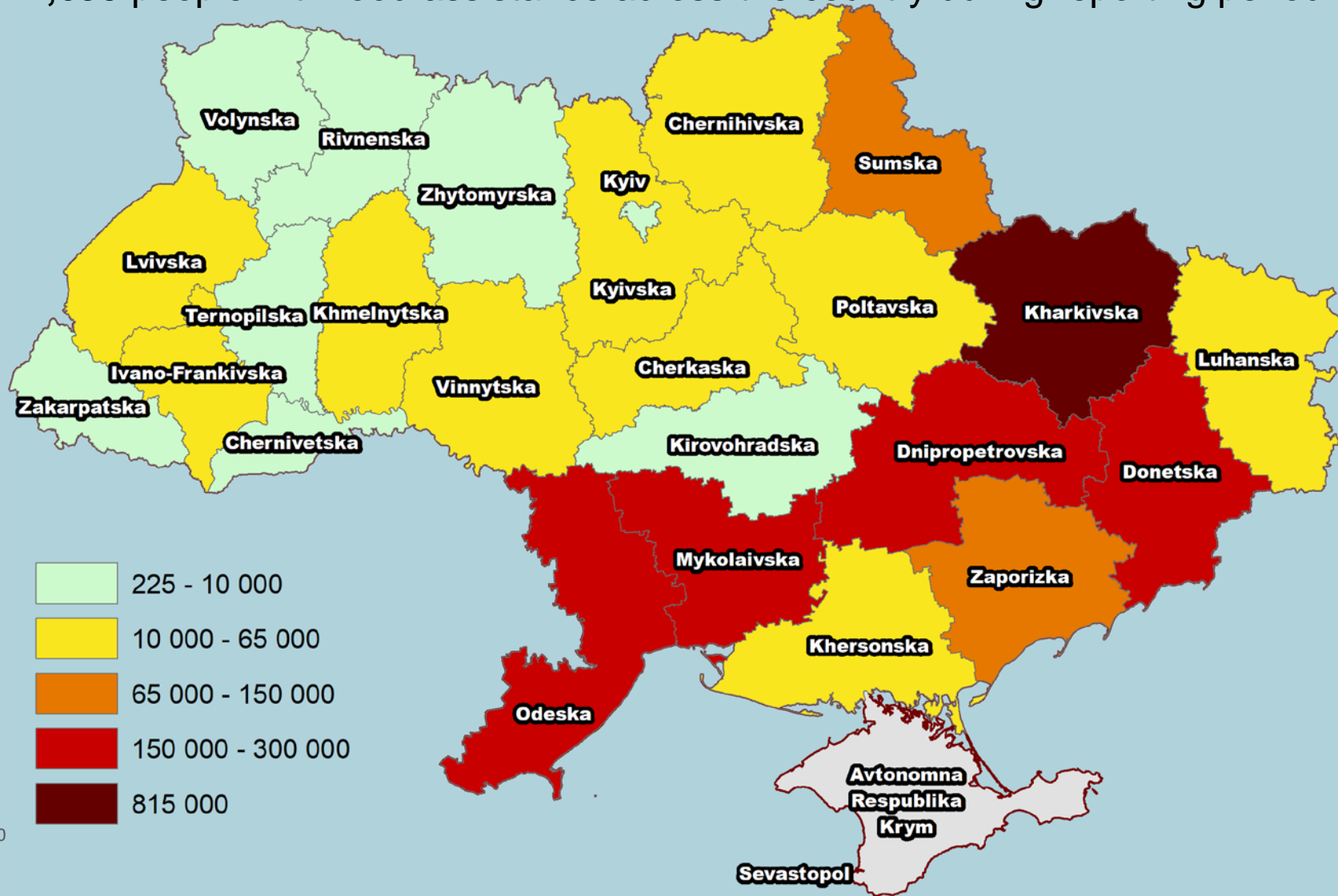
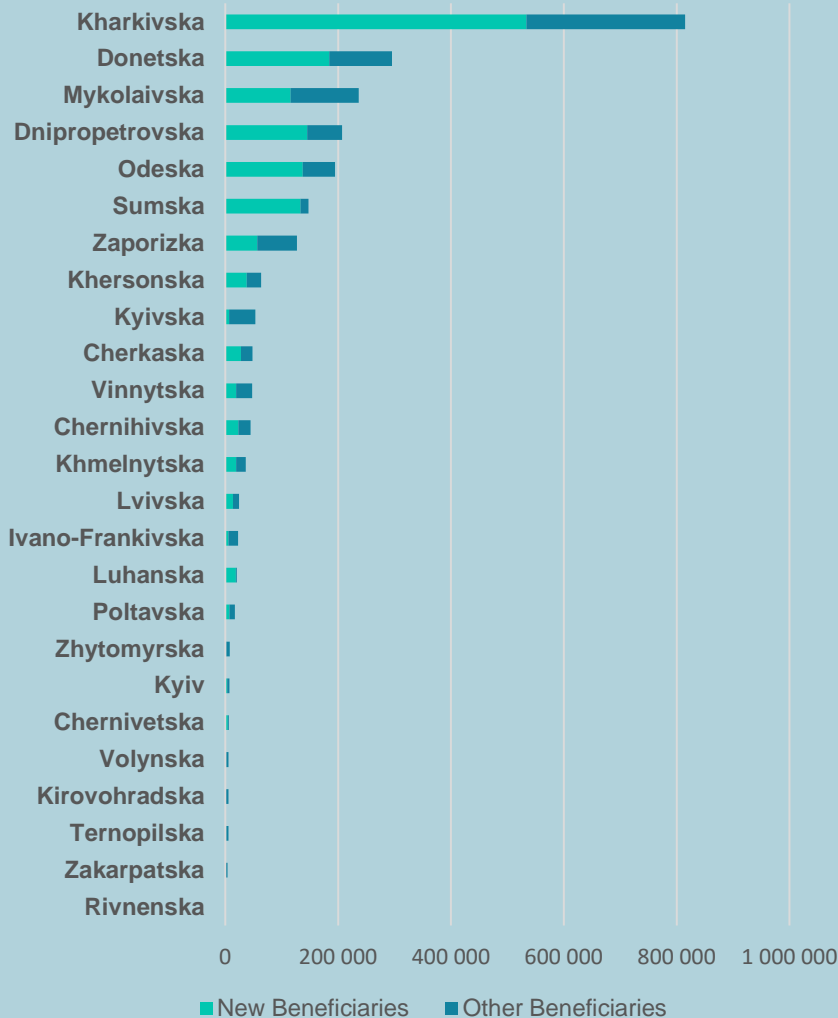
Livelihoods Assistance



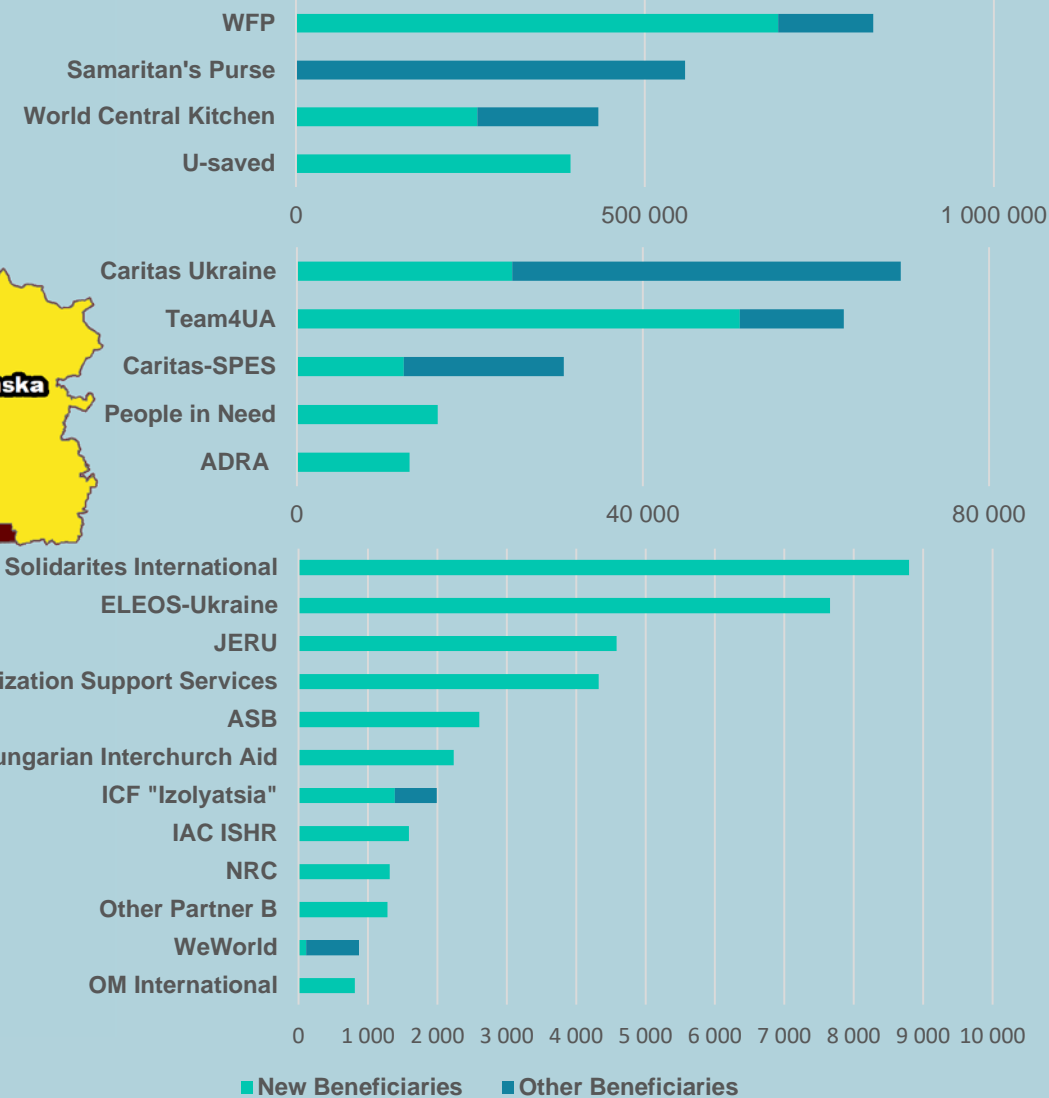
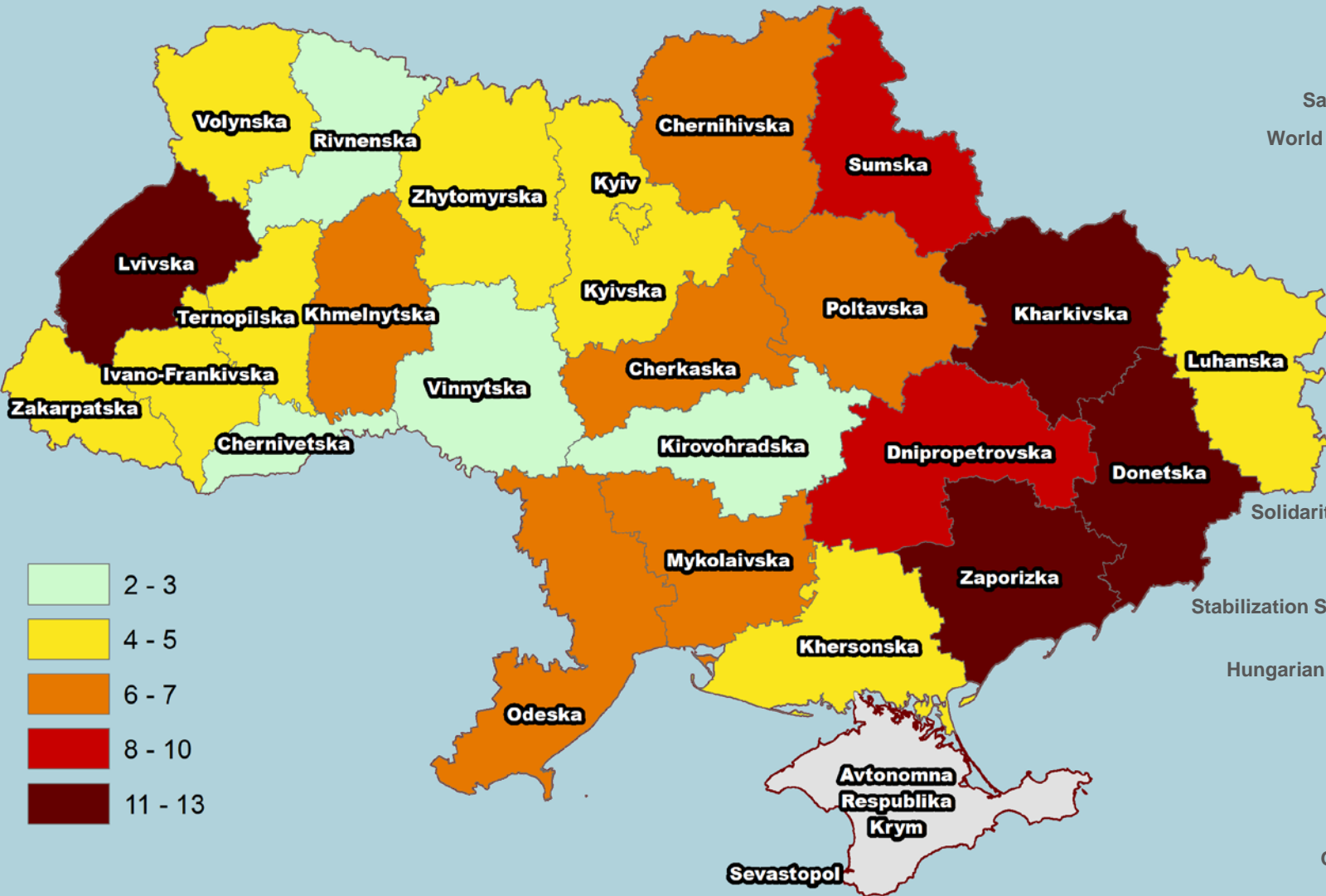
Food Assistance: people reached



- 23 partners reportedly reached **2,442,695** people with food assistance across the country during reporting period of 6 – 19 September.



Food Assistance: partners presence

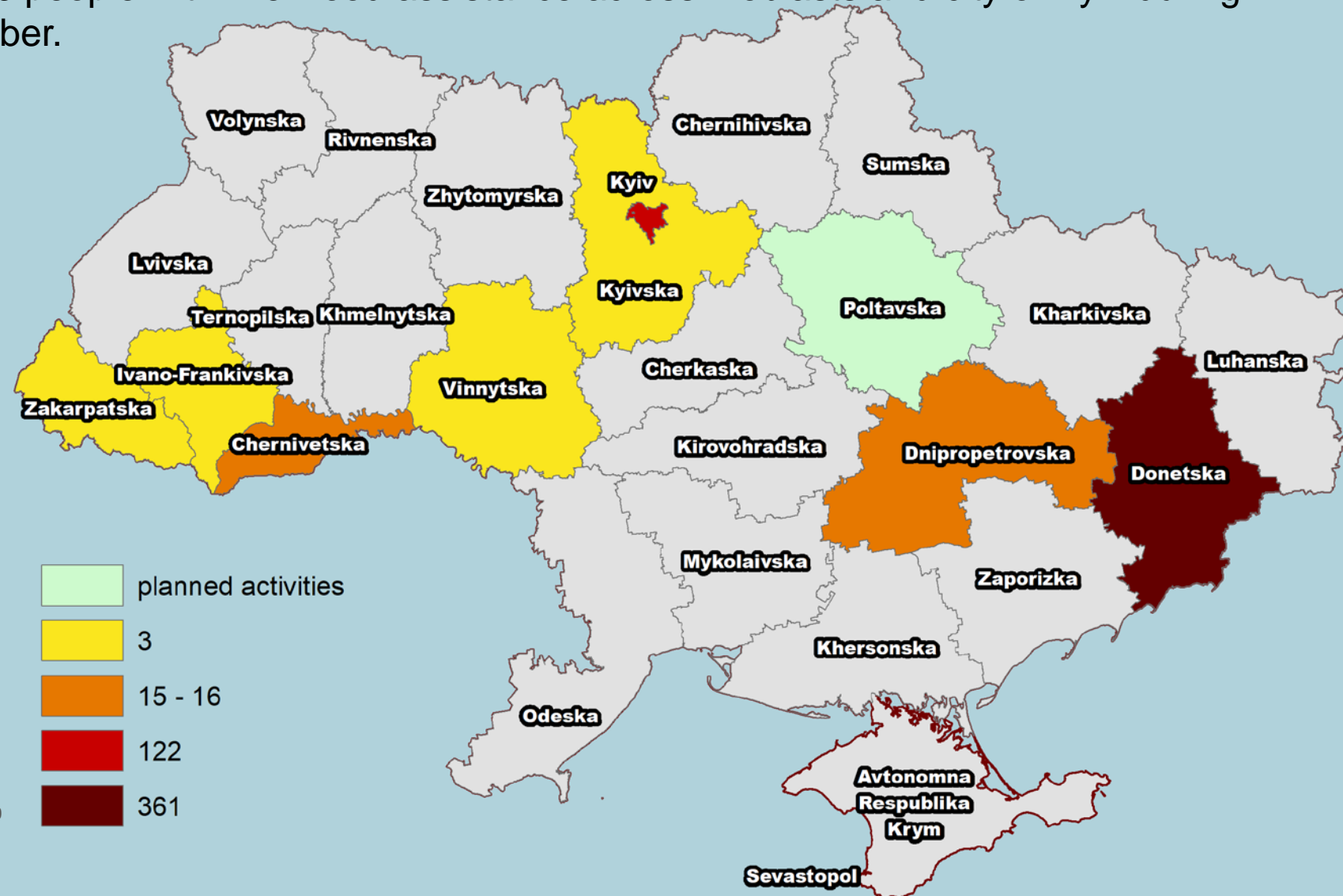
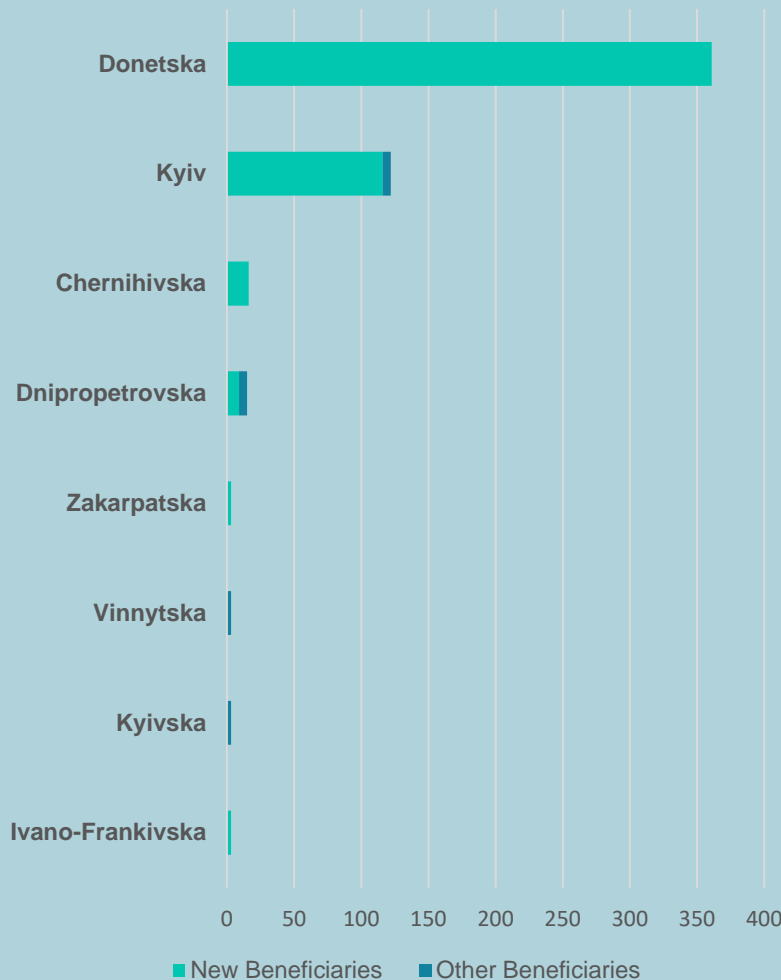


• Reported only planned activities: Good Neighbors Japan, Help - Hilfe zur Selbsthilfe e.V.

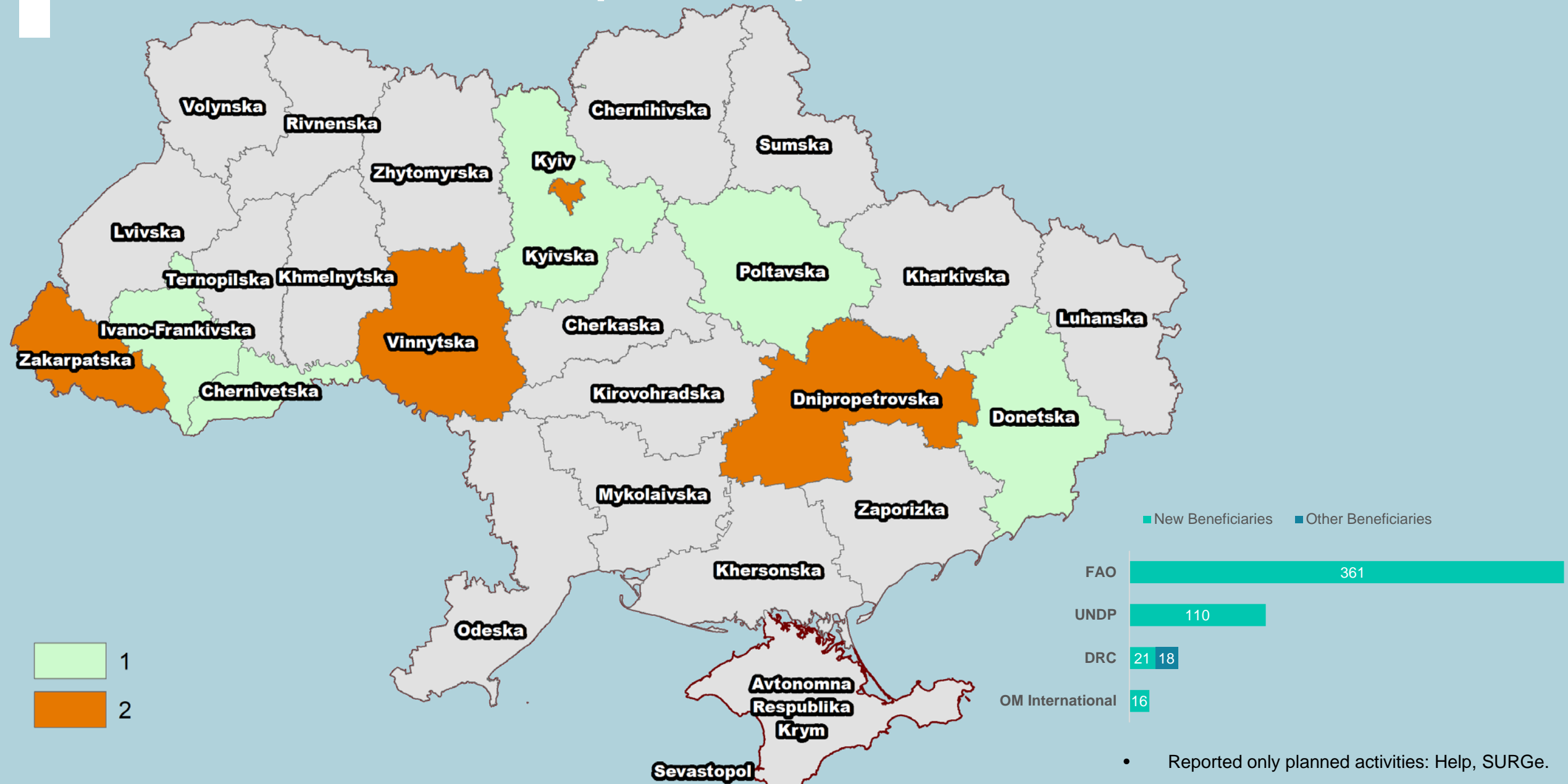
Livelihoods Assistance: people reached



- 6 partners reportedly **reached 526** people with livelihood assistance across 7 oblasts and city of Kyiv during reporting period of 6 – 19 September.



Livelihoods Assistance: partners presence



Operational updates

- Food Assistance finally shifted to the frontline of the conflict.
- Food assistance increased for Sumska oblast, but rapidly reduced value in all other non-frontline regions.
- WCK reduced their activities based on recent reporting, which will cause the gap in their operation locations.
- People from liberated areas (such as Izum) already started relocation for winter. Similar relocations are mandatory for people in Donetsk oblast, and recommended for people in Zaporizska oblast. Locations for the relocation is Cherkaska and Kirovohradska oblast, where the gap for partner's presence.



IM updates

- Pipeline data: 30 September, on each Friday
- 5W: 03 October, each second Monday COB. Following 5W deadline: 17 October
- Next FSLC coordination meeting: 13 October
- Assessments: to submit a new planned, on-going or completed assessment to the Assessments Tracking system, please fill out the [submission form](#)
- Updated FSLC page on [Humanitarian Response](#)
- Updated FSLC [Interactive Dashboard](#)





Partners update – on key achievements, or challenges

UKRAINE
FOOD SECURITY & LIVELIHOODS CLUSTER
Strengthening Humanitarian Response

Photo credit: DRC

Presentation on the Rapid Gender and Conflict Analysis conducted by Welthungerhilfe and partners in Poltava Oblast

UKRAINE
FOOD SECURITY & LIVELIHOODS CLUSTER
Strengthening Humanitarian Response



FSLC People in Need (PiN) 2023

FSLC PiN and SEVERITY RANKING LOGIC 2023

CLUSTER STRATEGIC OBJECTIVE	PiN LOGIC	INDICATOR
<p>Remote CARI</p> <p>Consolidated Approach for Reporting Indicators of Food Security (CARI)</p> <p><i>The CARI is a harmonized WFP method used to analyze primary data from a single households food security survey, and to classify individual households according to their level of food security</i></p>	<ul style="list-style-type: none"> • 100% in severely food insecure population (rCARI 4) • 100% moderately food insecure population (rCARI 3) <p>FSC 2023 PiN and severity calculation methodology</p>	<p>Food Security Index</p>

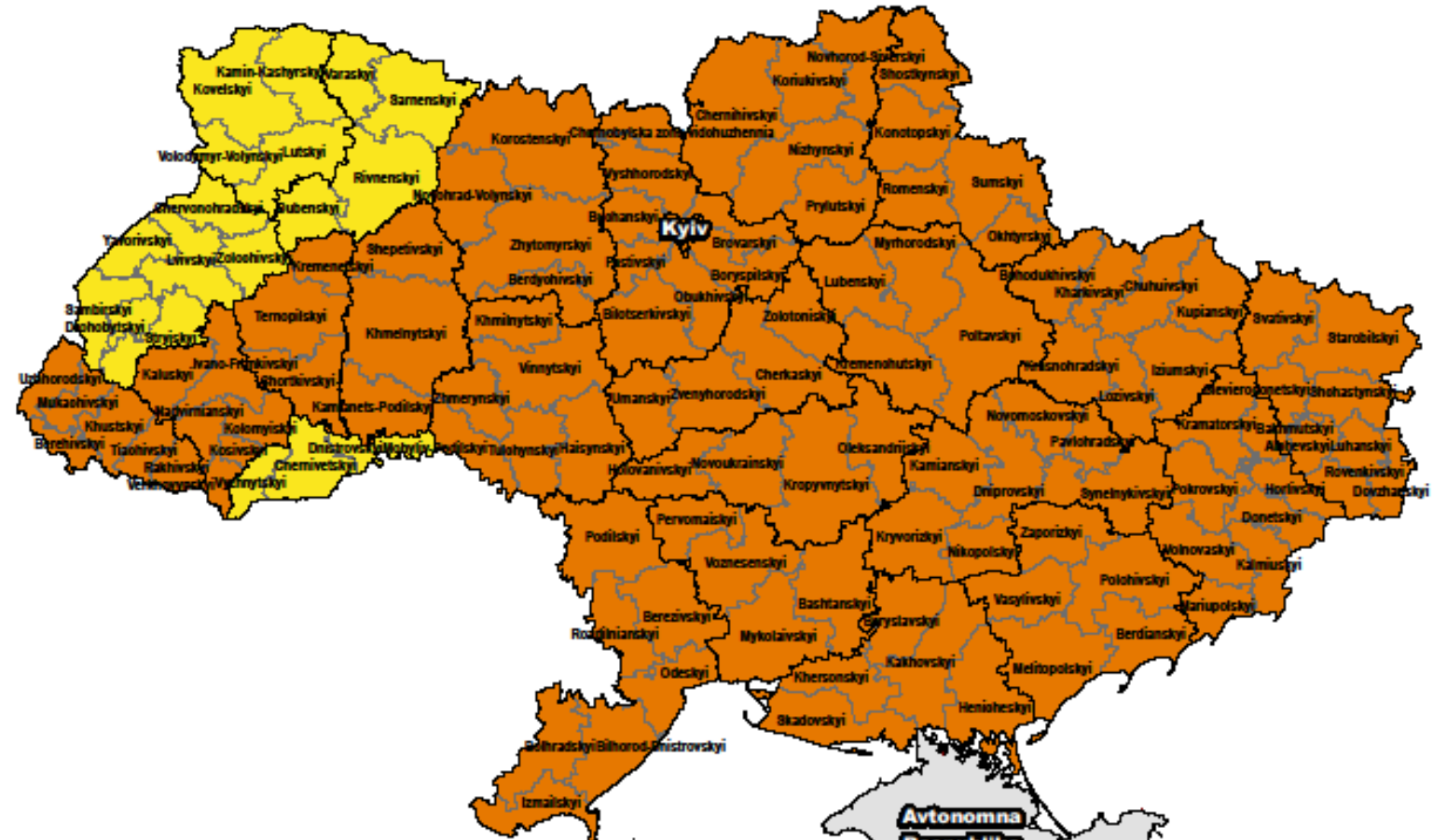
Severity Ranking	Example																																					
<p>Remote CARI</p> <p>The food security situation of the most food insecure 25% of the population is used to classify each area.</p> <p>rCARI approach has 4 severity levels, and 5th is corresponds to famine.</p> <p>Severity Ranking of each region has been defined as the rCARI severity level with more than 25% of population (combined with previous levels from highest to lowest)</p>	<table border="1"> <thead> <tr> <th rowspan="2">Raion</th> <th rowspan="2">Oblast</th> <th colspan="5">r-CARI, % for each category</th> <th rowspan="2">Severity Ranking</th> </tr> <tr> <th>1</th> <th>2</th> <th>3</th> <th>4</th> <th>5</th> </tr> </thead> <tbody> <tr> <td>Khmilnytskyi</td> <td>Vinnytska</td> <td>12,81</td> <td>58,3</td> <td>26,03</td> <td>2,89</td> <td></td> <td>3</td> </tr> <tr> <td>Volodymyr-Volynskyi</td> <td>Volynska</td> <td>13,85</td> <td>62,8</td> <td>22,08</td> <td>1,3</td> <td></td> <td>2</td> </tr> <tr> <td>Svativskyi</td> <td>Luhanska</td> <td>0</td> <td>43,8</td> <td>40,63</td> <td>15,6</td> <td></td> <td>3</td> </tr> </tbody> </table>	Raion	Oblast	r-CARI, % for each category					Severity Ranking	1	2	3	4	5	Khmilnytskyi	Vinnytska	12,81	58,3	26,03	2,89		3	Volodymyr-Volynskyi	Volynska	13,85	62,8	22,08	1,3		2	Svativskyi	Luhanska	0	43,8	40,63	15,6		3
Raion	Oblast			r-CARI, % for each category						Severity Ranking																												
		1	2	3	4	5																																
Khmilnytskyi	Vinnytska	12,81	58,3	26,03	2,89		3																															
Volodymyr-Volynskyi	Volynska	13,85	62,8	22,08	1,3		2																															
Svativskyi	Luhanska	0	43,8	40,63	15,6		3																															

Consolidated Approach for Reporting Indicators of Food Security

	Food Secure	Marginally Food Secure	Moderately Food Insecure	Severely Food Insecure
CARI	Able to meet food needs without engaging in reduced and livelihood coping strategies for food security	Has minimally inadequate food consumption, relies on reduced coping and applies stress coping strategies to secure food needs	Has food consumption gaps and unable to meet required food needs without applying crisis coping strategies	Has extreme food consumption gaps, OR has extreme loss of livelihood assets will lead to food consumption gaps, or worse

4-point scale category	Score
Food Secure	1
Marginally Food Secure	2
Moderately Food Insecure	3
Severely Food Insecure	4


Indicator Combo	Food Security Indicators				
	Current Status		Coping Capacity		
	Food Consumption Score	Reduced coping strategies index	Economic capacity to meet essential needs	Food expenditure share	Livelihood coping strategies – food security
Indicator description	Measures current food consumption.	Measures short-term coping measures to meet basic food needs.	Measures economic vulnerability.	Measures economic vulnerability.	Measures the medium and long-term capacity for future productivity
	Households are allocated into groups based on the variety and frequency of foods consumed.	Households receive a score based on the frequency of applying reduced coping strategies.	Households' expenditure value compared to minimum expenditure basket.	Households categorised based on the share of total expenditures directed to food.	Households categorised based on severity of applied livelihood coping strategies due to lack of food.



Food Security & Livelihoods Cluster
Severity Ranking (based on r-CARI)

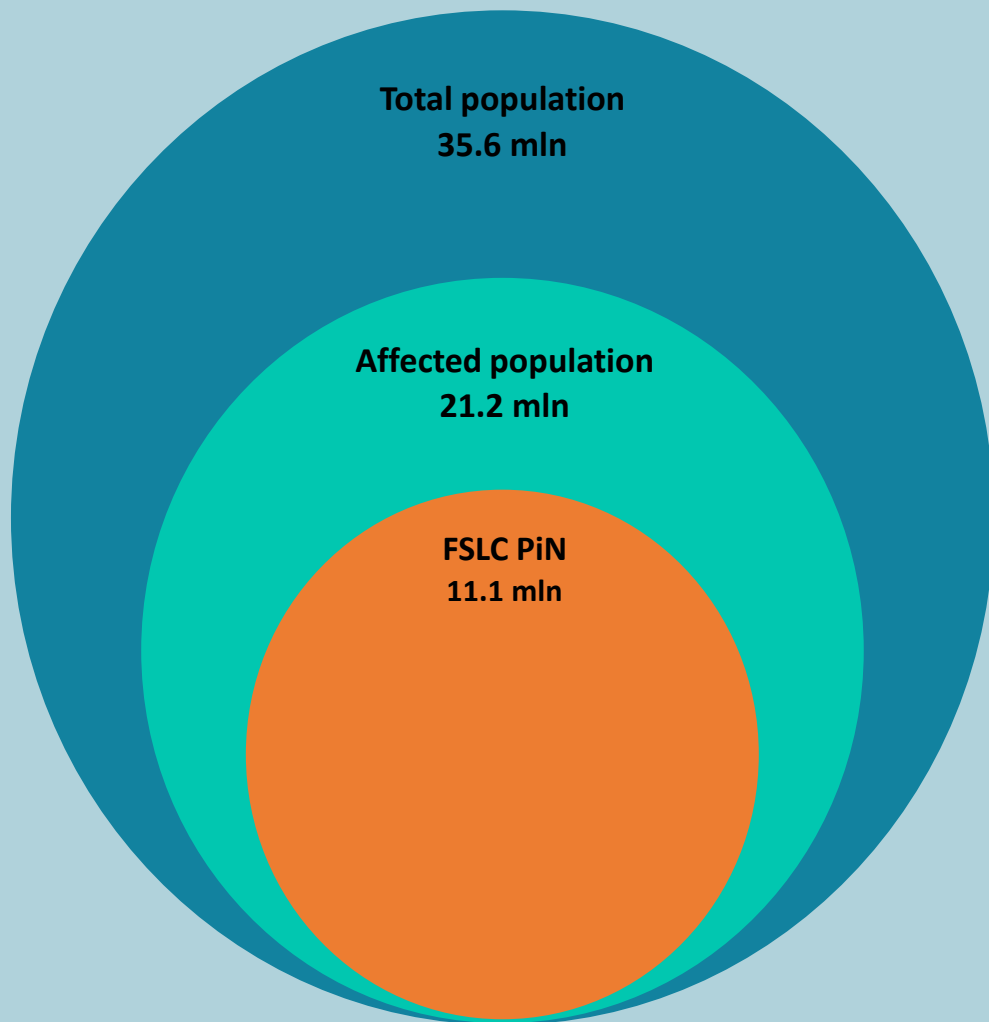
- 1 (r-CARI 4+3+2+1 >=25%)
- 2 (r-CARI 4+3+2 >=25%)
- 3 (r-CARI 4+3 >=25%)
- 4 (r-CARI 4 >=25%)

**Autonoma
Respublika
Krym**
Sevastopol



FSLC PiN LOGIC 2023

Interactive dashboard <https://fscluster.org/ukraine/document/fsl-cluster-people-need-and-severity>



2023 HNO		%	
FSLC PiN	11 109 965	out of Total population	31,2%
		out of Affected population	52,1%

PiN	2023 HNO	% of PiN	PiN	2023 HNO	% of PiN
Male	5 147 024	46,3%	Displaced	4 237 122	38,1%
Female	5 962 941	53,7%	Returnees	2 876 571	25,9%
Children (0-17)	1 891 097	17,0%	Non-Displaced	3 996 272	36,0%
Adults (18-59)	6 419 709	57,8%			
Elderly (60+)	2 799 158	25,2%			

Humanitarian Program Cycle timeline



UKRAINE
FOOD SECURITY & LIVELIHOODS CLUSTER
Strengthening Humanitarian Response

HNO & HRP timeline



UKRAINE
FOOD SECURITY CLUSTER
Strengthening Humanitarian Response

Dates	Activities/Process
Q4 2022	
3 October	Clusters to submit their HNO sectoral narrative inputs
4 – 19 October	HNO drafting
8 – 19 October	Cluster consultation with partners and counterparts (national and field) on response strategy, prioritized response activities and targets.
1 November	Draft inputs for Global Humanitarian Overview (GHO), including people in need, target and estimated funding requirement to be shared with HCT (The Humanitarian Country Team)
7 November	Clusters to submit HRP narrative
14 November	HNO publication
7 - 25 November	HRP drafting
1 December	GHO Launch by ERC (The Emergency Relief Coordinator) and IASC (The Inter-Agency Standing Committee) Principals
2 – 9 December	HRP draft for HCT comments
15 December	HRP draft consultation with authorities at national level
Q1 2023	
Mid-January	HRP Launch in Ukraine

РОДУКТИ
ПРЧУВАННЯ
FOOD

Any Other Business

DRC

DRC



THANK YOU

UKRAINE
FOOD SECURITY & LIVELIHOODS CLUSTER
Strengthening Humanitarian Response

Photo credit: PiN

CONTACT

- charles.hopkins@fao.org
- kamile.klapatauskaite@wfp.org
- info.ukraine@fscluster.org

