



# UKRAINE FOOD SECURITY & LIVELIHOODS CLUSTER

FSLC Coordination Meeting – 4 August 2022



- Partners update
- FSLC operational overview
- Presentation on **FSLC dashboard and how to navigate it.**
- **iMMAP and FSLC Capacity Building Initiative**
- Presentation on “**Damage to elevator capacities**” – REACH
- Presentation on “**Winterization 2022/2023: climatic conditions analysis**” – REACH
- Discussion on preparation of winterization response.
- AOB

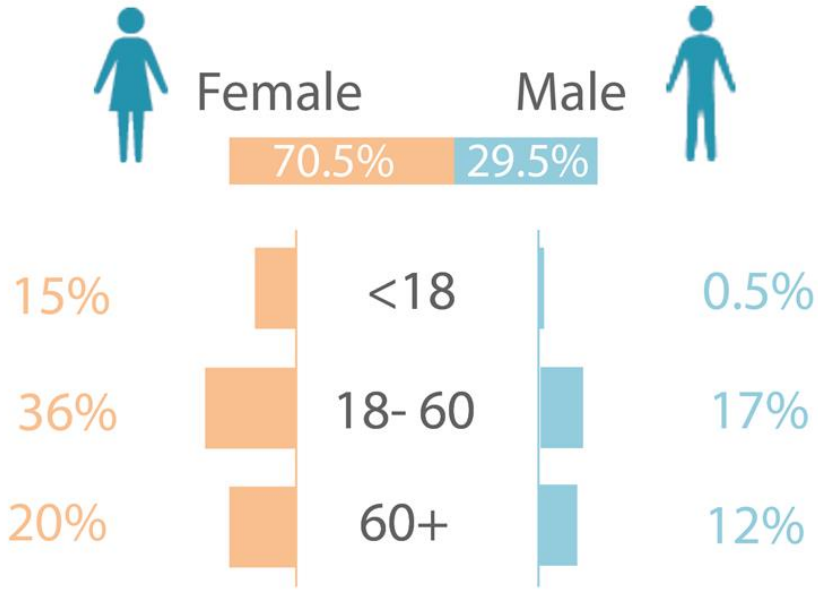
# Partner updates

# FSLC Operational Overview

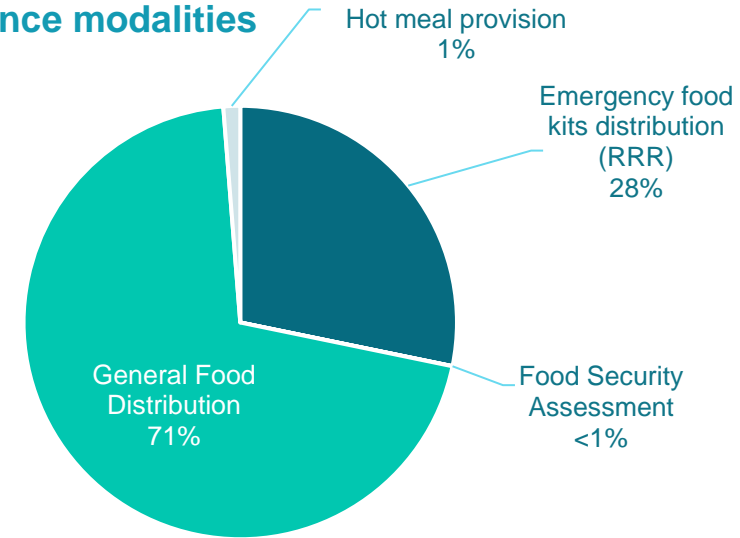
# FSLC Assistance

- 24 partners reportedly **reached about 1.6 million** people with food and livelihood assistance across in 23 oblasts and city of Kyiv (Rivnenska Oblast was not reported) during reporting period of 12 – 25 July

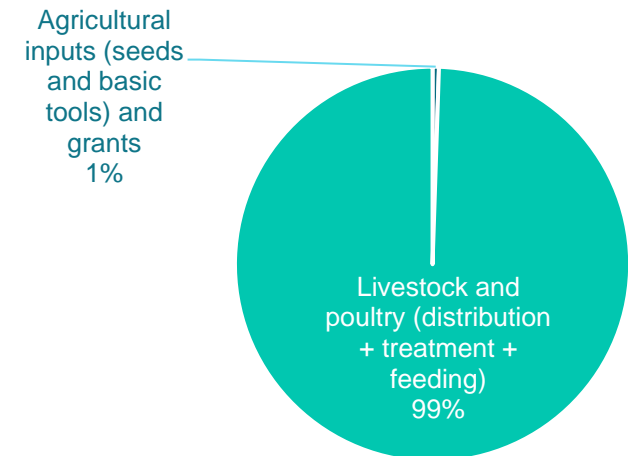
Cluster objective	People reached
Food Assistance	1,564,482
Livelihoods	19,253



**Food assistance modalities**



**Livelihood assistance modalities**



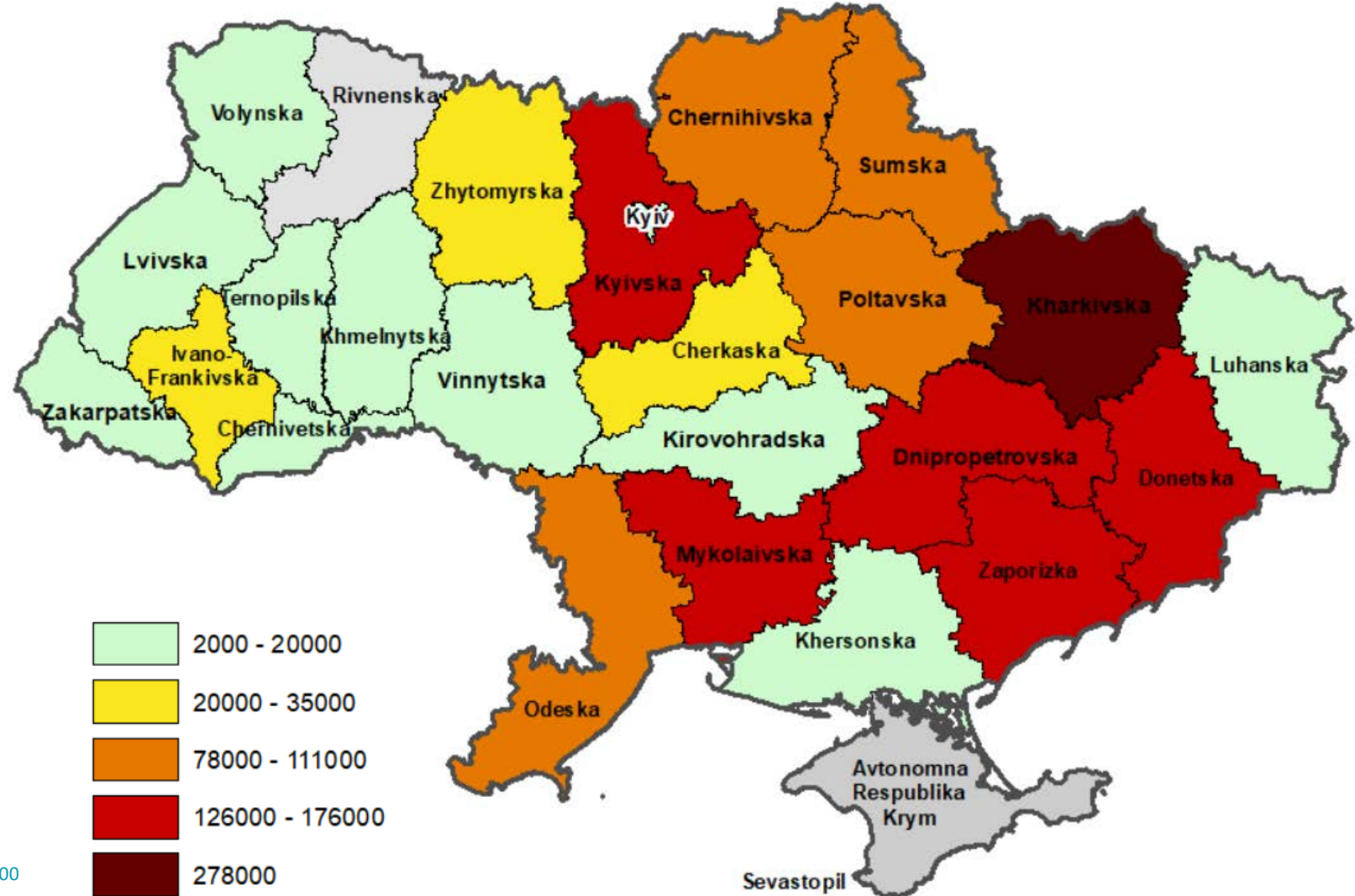
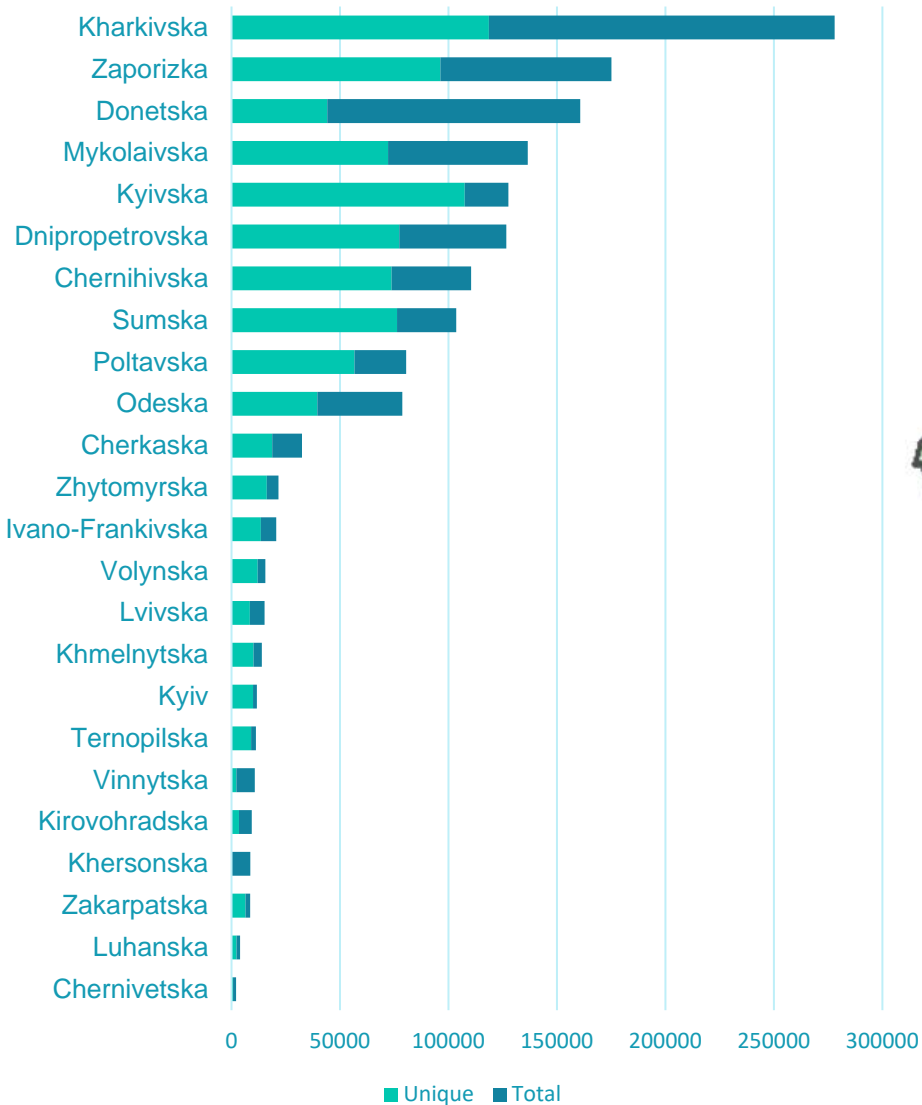
- Next reporting round: 26 July – 8 August.

**DUE COB, MONDAY 8 AUGUST**

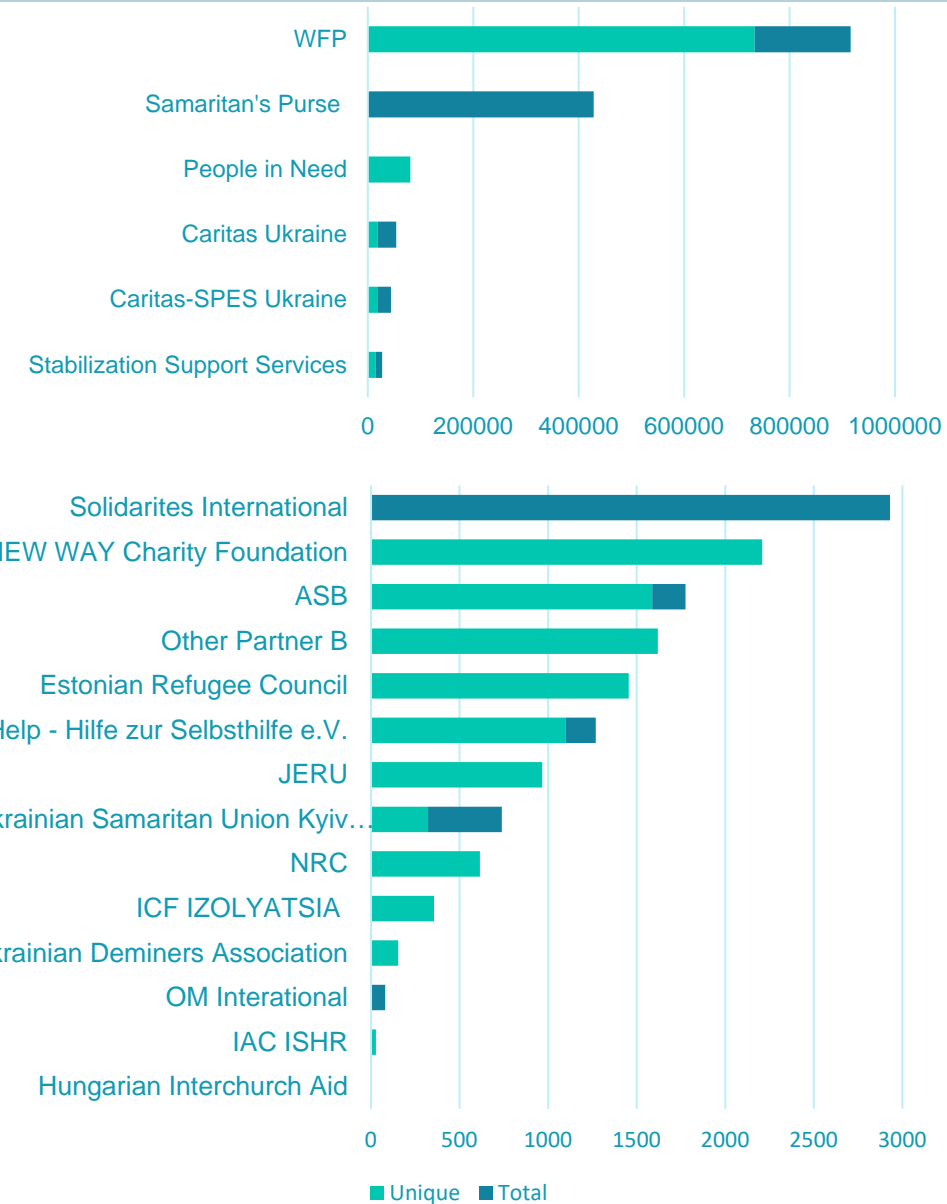
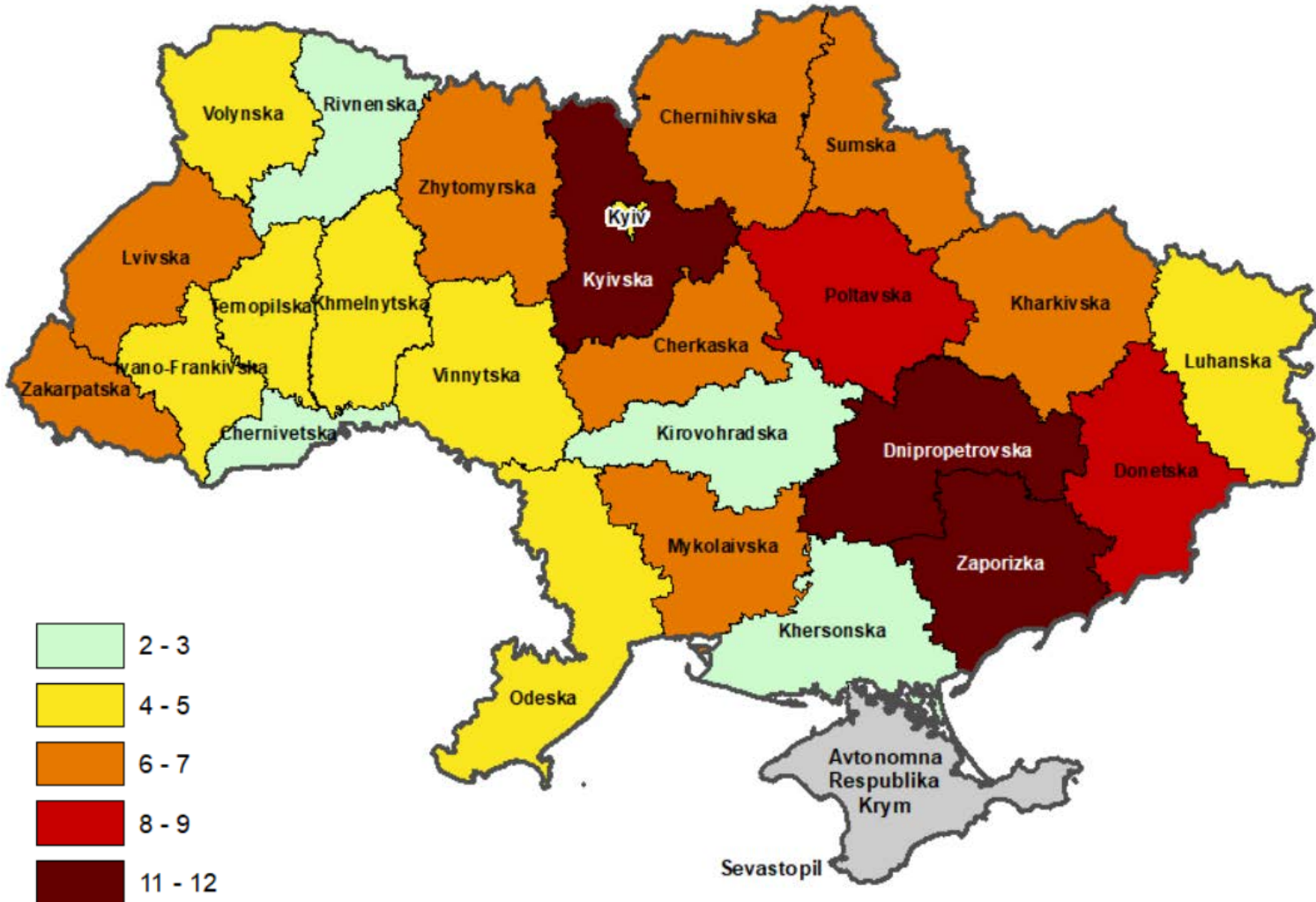


# Food Assistance: people reached

- 23 partners reportedly reached 1.56 million people with food assistance across 23 oblasts and Kyiv city



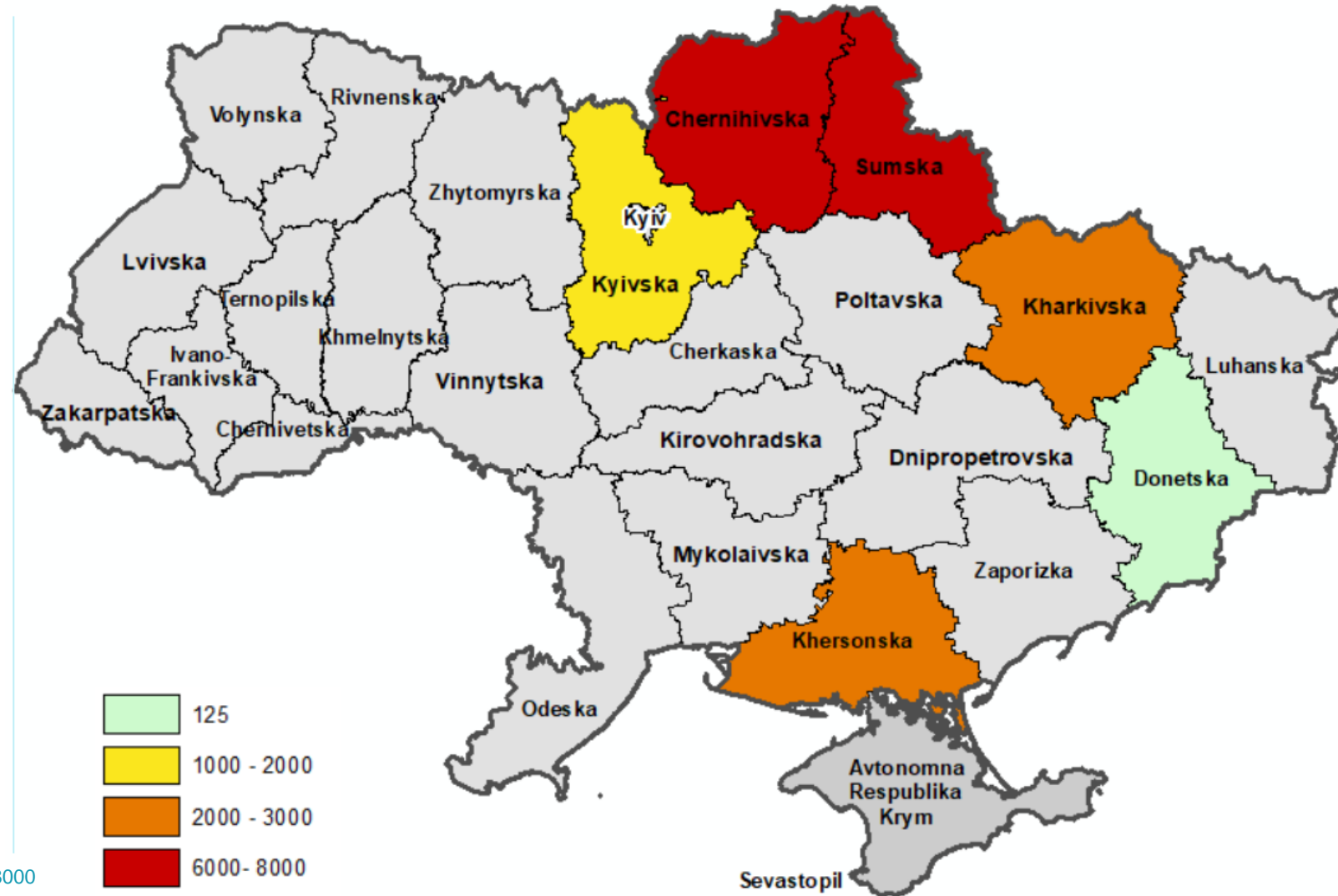
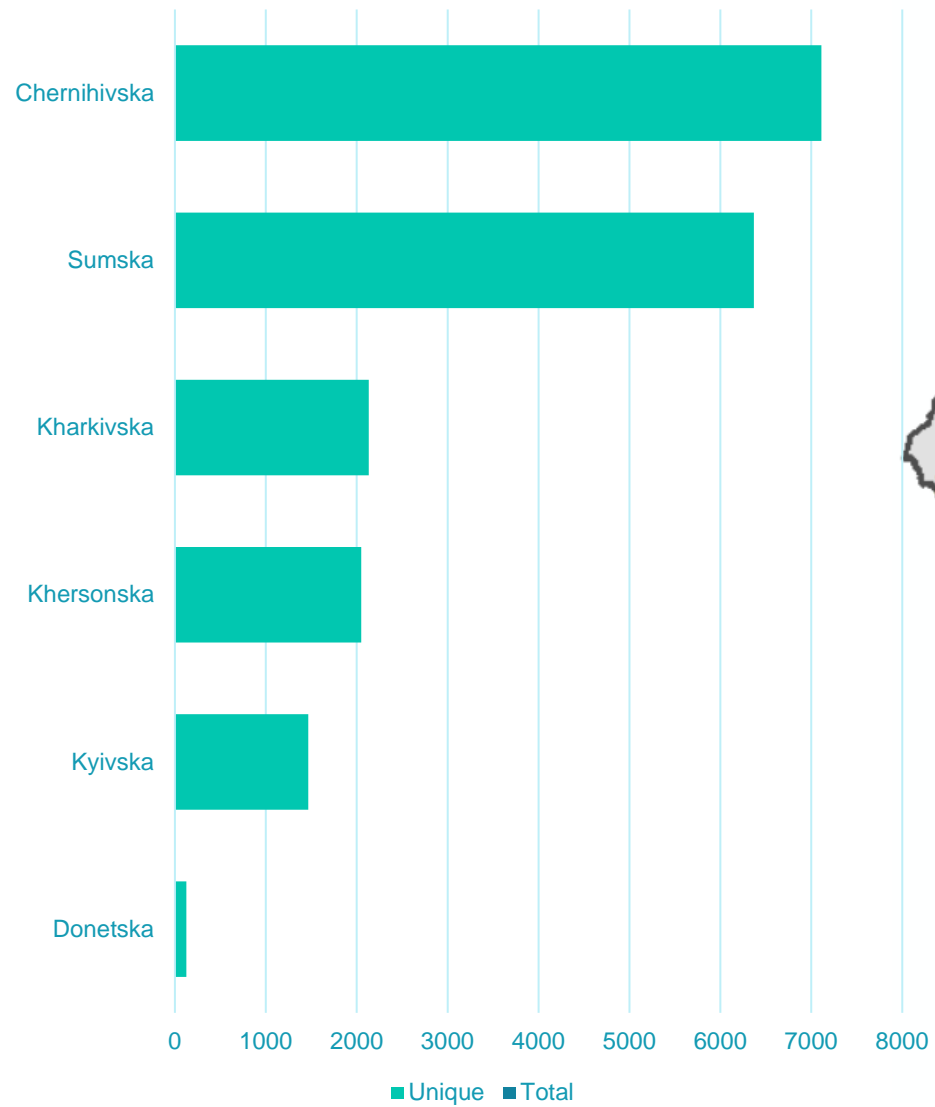
# Food Assistance: partners presence



# Livelihood Assistance: people reached



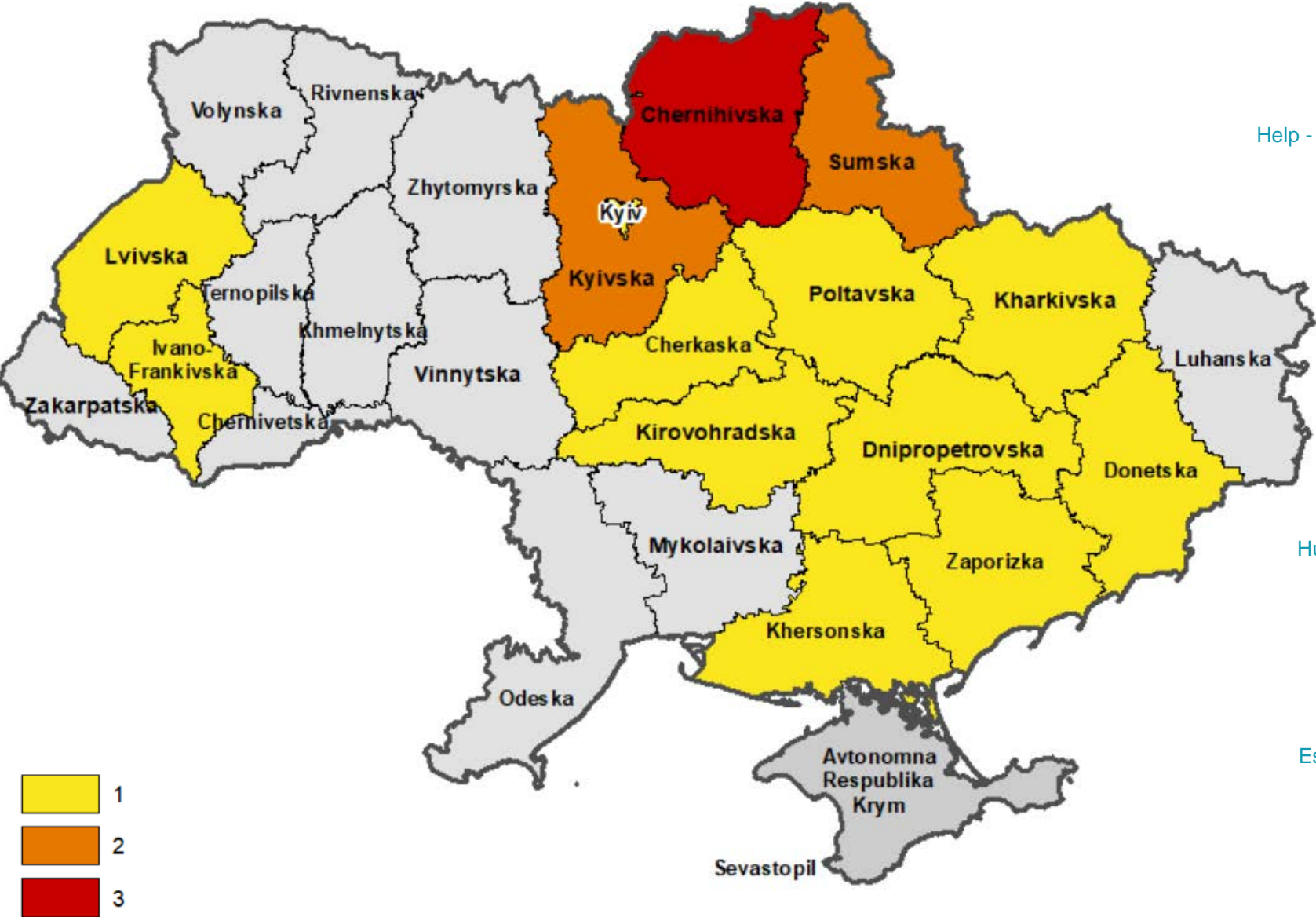
- 2 partners reportedly reached **19,253** people with livelihood assistance across 6 oblasts.





# Livelihood Assistance: partners presence

Chart Title




Help - Hilfe zur Selbsthilfe e.V.

OM Interational

Hungarian Interchurch Aid

Estonian Refugee Council



Unique Total

# FSLC dashboards & how to navigate it

<https://fscluster.org/ukraine/document/fsl-cluster-interactive-dashboard>

## Data Challenges

- Timeliness
- Completeness
- Accuracy

# Interactive dashboard

### Ukraine Partners Presence Map

From 29-Jun-22 to 25-Jul-22

Select by Reporting organization, Activity Status, Geographic area (Oblast), Modality of assistance and reporting time period to see Who works Where

Dashboard is made of 4 pages. Click on the arrows at the bottom of the screen to view the other sections

Tips: For selection of multiple activities/organization hold ctrl and select additional  
Hover with the mouse over the Oblast for a snapshot of reporting organization acronym

Reporting Organization: 31

Reporting Organization type

Reporting Organizations

Legend: Darker Blue = More 'Reporting Organizations' Present

http://fsccluster.org/ukraine  
Contact: info.ukraine@fsccluster.org

The boundaries and names shown and the designations used on this map do not imply official endorsement or acceptance by the UN  
Detail list of partner's by type: <https://fsccluster.org/ukraine/document/list-partners-acronyms-names-and-types>

### Ukraine Response Overview

From 29-Jun-22 to 25-Jul-22

Reporting Period: All | Reporting Organization: All | Modality of assistance: All | Activity: All | Activity status: All | Oblast/Region: All

Reporting Organization: 31 | Beneficiaries Reached: 2.0M

Tips: For selection of multiple activities/organization hold ctrl and select additional  
Hover with the mouse over the Oblast for a snapshot of activities

Activity Description

Activity Description	% of Activity
General Food Distribution	41.6%
Emergency food kits distribution (RRR)	2.36%
Hot meal provision	7.56%
Agricultural inputs (seeds and basic tools) and grants	6.98%
Food Security Assessment	5.45%
Livestock and poultry (distribution + treatment + feeding)	2.33%
Income generation activities (at community level, agricultural and non-	2.04%

Response Modalities

Reached by organization type

Note: Figures include overlapping modalities of assistance

Legend: Darker Blue = More 'People reached'

### Ukraine Response Overview by Partner

From 29-Jun-22 to 25-Jul-22

Reporting Period: All | Reporting Organization: All | Modality of assistance: All | Activity: All | Activity status: Multiple selections | Oblast/Region: All

Reporting Organization: 31 | Beneficiaries Reached: 2.0M

Tips: For selection of multiple activities/organization hold ctrl and select additional  
Hover with the mouse over the Oblast for a snapshot of activities

Total beneficiaries Reached by Partner

Reached by Gender

Reached by Gender and Age Group

Legend: Darker Blue = More 'People reached'

Note: Figures include overlapping modalities of assistance

### Ukraine Response Overview by Activity

From 29-Jun-22 to 25-Jul-22

Reporting Period: All | Reporting Organization: All | Modality of assistance: All | Activity: All | Activity status: All | Oblast/Region: All

31 Reporting Organization | 195 Implementing Partner | 2.0M Beneficiaries Reached

Indicator Description

Indicator Description	Modality of Assistance	Reached Beneficiaries	Total Beneficiaries
General Food Distribution	In-kind	1,202,349	2,073,665
Emergency food kits distribution (RRR)	In-kind	681,143	1,223,088
Hot meal provision	In-kind	27,641	53,139
Agricultural inputs (seeds and basic tools) and grants	In-kind	38,571	39,571
Livestock and poultry (distribution + treatment + feeding)	In-kind	19,153	19,153
Trainings (agricultural and non-agricultural) + extension services + capacity-building events	Training		249
Food Security Assessment	In-kind	225	225
Income generation activities (at community level, agricultural and non-agricultural)	Services	101	101
Technical Vocational Education Training (TVET)	Training		80
<b>People Reached</b>		<b>1,969,183</b>	<b>3,409,271</b>



LINK

# iMMAP and FSLC Capacity Building Initiative



# iMMAP and FSLC Capacity Building Initiative



UKRAINE  
FOOD SECURITY & LIVELIHOODS CLUSTER  
Strengthening Humanitarian Response

## Online Survey form

Purpose: The purpose of the survey is to better understand the training needs and the current knowledge of partners, as well as a sample training agenda (divided over two days).

Therefore, we might slightly change the training agenda based on the survey responses.

We will appreciate your participation by answering the question through this link.

[FSL Partners HPC Training \(humanitarianresponse.info\)](https://humanitarianresponse.info).

The Ukrainian version is set as default, while at the top right corner the user can choose to switch to English.

[Тренінг для партнерів Кластеру продовольчої безпеки та засобів до існування щодо Циклу гуманітарної програми \(humanitarianresponse.info\)](https://humanitarianresponse.info).

Once the training date is confirmed, iMMAP will open the registration on iMMAP Training Platform ([iMMAP Ukraine Online Training](https://humanitarianresponse.info))

# DEADLINE FOR THE SURVEY IS 12 AUGUST 2022

# Damage to elevator capacities - REACH

# Winterization 2022/2023: climatic conditions analysis - REACH

# Overview of winterization/Flash Appeal



# Overview of winterization/Flash Appeal



UKRAINE  
FOOD SECURITY & LIVELIHOODS CLUSTER  
*Strengthening Humanitarian Response*

Activity	Planned Targeted Individuals
Distribution of in-kind food assistance	3,643,000
Provision of market-based relief vouchers	404,000
Livelihoods (including winterization)	1,136,950
Grand total	5,183,950



UKRAINE  
FOOD SECURITY  
& LIVELIHOODS CLUSTER

# Flash Appeal: March – December 2022

Item	Data	Methodology
<p><b>People in need</b></p>	<p>9,335,000</p>	<p>WFP remote CARI (representative population survey), composed of food consumption score, reduced coping strategy index, livelihood-based coping strategy index, main income source and change in income (details on methodology displayed in table on the right.)</p> <p>The PIN is based on current population estimates + IDP population in the oblast (Oxford University - figures provided by IMAC)</p>
<p><b>People targeted</b></p>	<p>5,183,950</p>	<p>Target is based on severely and moderately food insecurity population, partners capacity and plans.</p> <p><b>Food security and livelihoods target:</b></p> <ul style="list-style-type: none"> <li>-In-Kind: 3,835,000 people</li> <li>-Provision of market-based relief : 404,000 people</li> <li>-Livelihoods: 1,136,950</li> </ul>
<p><b>Financial requirements (\$USD)</b></p>	<p>\$905,444,000</p>	<p>Financial requirements based on:</p> <ul style="list-style-type: none"> <li>- cost per beneficiary (incl. agencies' operational costs) as reported by food assistance partners: USD 632,444,000</li> <li>- Livelihoods (farm inputs, livestock support, grants, jobs): USD 273,000,000</li> </ul>

# OPEN DISCUSSION ON WINTERIZATION PREPARATION

Any Other Business





Thank you!

General Email: [info.ukraine@fscluster.org](mailto:info.ukraine@fscluster.org)

Co-coordinators: [charles.hopkins@fao.org](mailto:charles.hopkins@fao.org) & [francesca.ciardi@wfp.org](mailto:francesca.ciardi@wfp.org)

*Photo courtesy: USAID Ukraine*