

Information Management Refresher Session

Wednesday 1 June 2022



UKRAINE
FOOD SECURITY
& LIVELIHOODS CLUSTER

Agenda



**FOOD SECURITY &
FSLC OVERVIEW**



5W / REPORTING



**BENEFICIARY
COUNTING**

Beneficiary Counting

Ukraine Response Context



UKRAINE
FOOD SECURITY & LIVELIHOODS CLUSTER
Strengthening Humanitarian Response

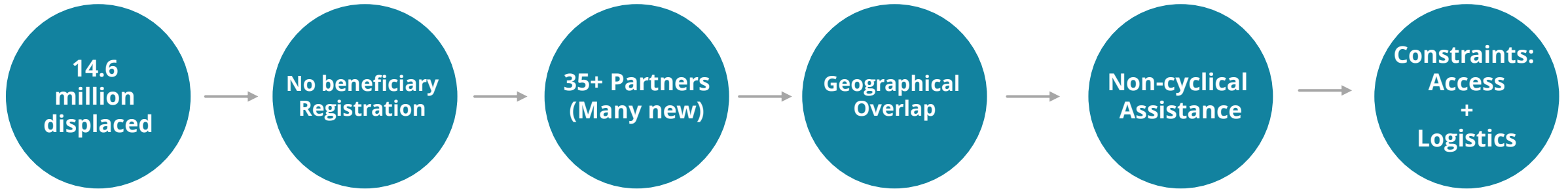
Emergency Scale Up: 'No Regrets' Approach

- Approximately 40+ Partners Reporting to the Cluster
- 35 separate Food Pipelines
- To date over **6 million people** with Food Assistance and scaling up livelihoods are underway.

The response is entering a new phase

- Food security assessments (FAO and WFP) have been undertaken, and the FSLC is establishing food security needs by oblast which will support greater focus and direction.
- Need to understand more comprehensively who we are assisting, where they are located, and with what level of assistance – in order to make BETTER operational decisions.

Challenges



Uncertainty/ lack of cohesion in counting beneficiaries

Discussion



UKRAINE
FOOD SECURITY & LIVELIHOODS CLUSTER
Strengthening Humanitarian Response

Click the link in the chat to join the Jamboard:

https://jamboard.google.com/d/1eQ0FmDL3fwlatpqlNxSwj9kiVCWP4_r_qc4V7bSakf0/edit?usp=sharing

What do we mean by “reached”?



- **People Reached** = ‘the count during (**ongoing**) and after (**completed**) delivery of assistance” (IFRC 2018)
- Beneficiary counting is aggregating all those people who have been reached. Through our partners, FSLC Ukraine is currently focused on counting **individual, direct, Beneficiaries.**
- **The number of people reached is a summary/ accumulation figure.**
However, it does not indicate the quality of the assistance provided, efficiency, effectiveness, or impact– it indicates the scale of the response, and it includes vital information on the locations where people are being assisted.

Therefore, counting beneficiaries as accurately as possible is vital to ensuring an insightful and informative picture for external and internal coordination purposes.

Unique or not?



What is a “Unique Beneficiary”? The same person is only counted once, one time, in one place.

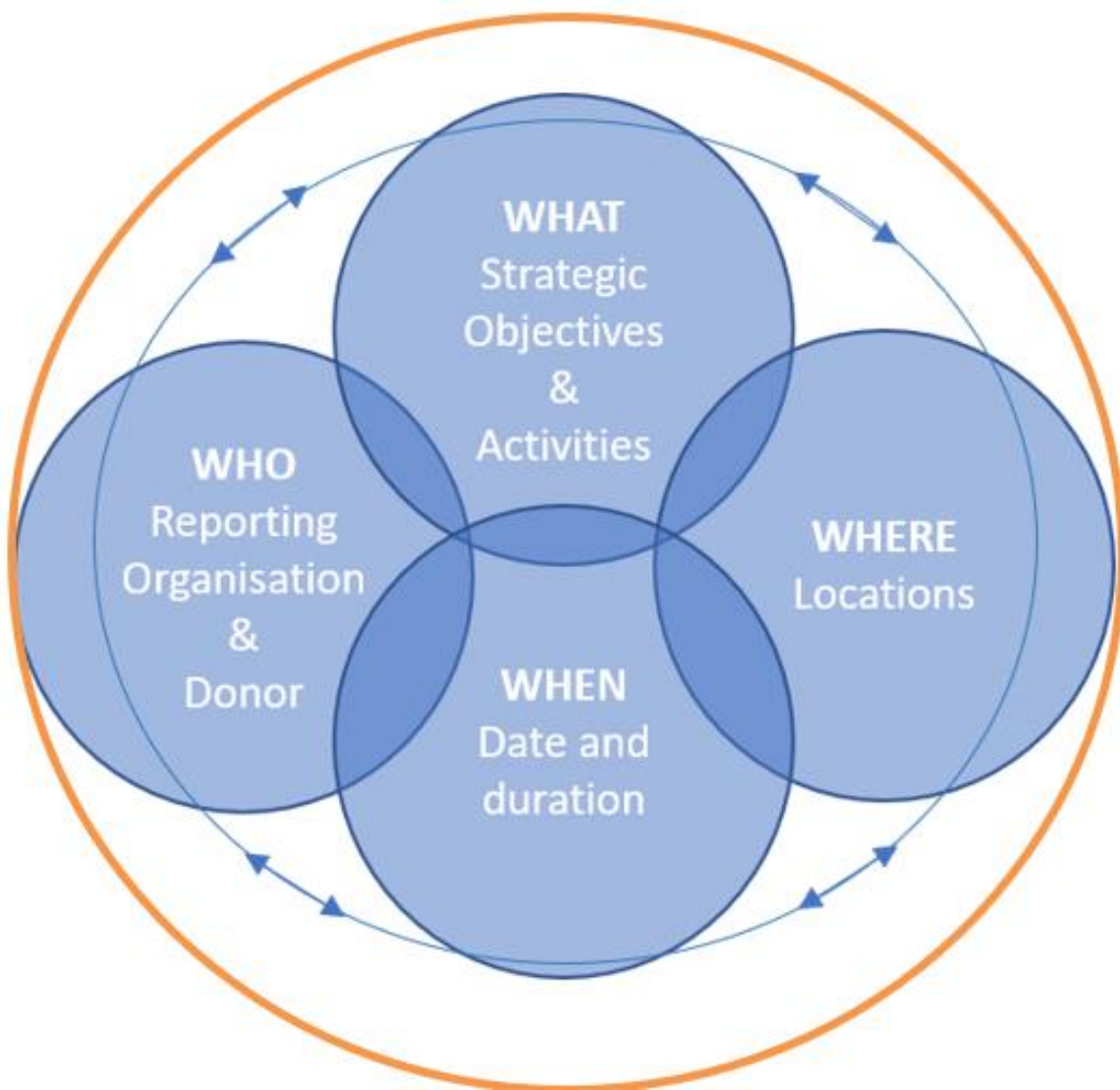
What is Double-Counting? the process whereby the same beneficiary is counted multiple times by one organization (ie. multiple modalities).

Inevitable degree of Uncertainty:

- **People moving between Oblasts** – as people have been displaced and moved between locations, we are not able to identify if they have received assistance in a previous location.
- **Between Organisations** – it is possible that an individual(s) receive(s) assistance from multiple organizations; coordination and attempts to direct partners to different locations can avoid this.

*** This can ultimately be addressed through registration of those we assist ***

Current Approach



HOW Many?

Example: NGO A: Hot Meals / Location: Kharkivska

	Total (Recurrent)	Total (New)
Round 1	45	45
Round 2	23k	23k
Round 3	32k	28k
Round 4	49k	16k
Round 5	42k	0k
Round 6	60k	268
Round 7	67k	24k
Round 8	70k	5k
Round 9	66k	775
Cumulative (since 24 th Feb)	411k	99k

New Beneficiaries =



Those individuals who have not been previously reached.

Week 1:


First-time individuals,
first-time location
reached by organization



= **30 New Beneficiaries**

Week 2:


First-time individuals,
second-time location reached



= **35 Total (Cumulative),
5 New Beneficiaries**

Week 3:

First-time individuals, same location
reached, now three different modalities
offered (RRR, GFD, hot meal)



= **50 total (cumulative),
15 New Beneficiaries**

Considerations for reporting

To Address Double-counting:

- **Between Activities** – Are there likely to be the same Beneficiary receiving multiple assistances? Do you target the same locations with both Hot meals and General Food Distribution (GFD), and in this case is the same person likely receiving both modalities? If yes, perhaps we just take the one main activity? Or the max by Activity?
- **Cumulative 'New' Validation** – FSLC can review and calculate cumulative 'New' reached per organization (since the beginning of the response) and validate with the respective organization(s).

Thoughts? Open Discussion

Proposed Changes

Activity Info and Monthly Reporting:

- Will help partners report on one frequency and ensure that the total NEW beneficiaries per organization are correct.
- Will allow the FSLC team to quickly report the *cumulative* achievements since the beginning of the response and monthly achievements (the latter would also facilitate the analysis of the response trends).

U	V	W	X
Cumulative New beneficiaries reached since 24/02/2022* according to the indicator unit	# beneficiaries end of Feb + March* total of people who received assistance during this period	# beneficiaries April* total of people who received assistance during this period	# beneficiaries May* total of people who received assistance during this period

The proposed update to 5Ws: monthly screenshot columns



Break 10 mins



5W Tool Structure

5W tool is essential to ensure effective coordination and minimize gaps in response

- | | | |
|-----------------|---|---|
| WHO | ▶ | <ul style="list-style-type: none">▪ Reporting organization▪ Donor▪ Implementing partner (if relevant) |
| WHERE | ▶ | <ul style="list-style-type: none">▪ Select oblast, raion, hromada, settlement |
| WHAT | ▶ | <ul style="list-style-type: none">▪ Select Cluster Objective, activity and indicator.
Note: New column!▪ Select modality, delivery mechanism, value |
| WHEN | ▶ | <ul style="list-style-type: none">▪ Indicate activity status▪ Select activity start date and end date (if already known) |
| For WHOM | ▶ | <ul style="list-style-type: none">▪ Indicate the number of beneficiaries and units (individuals, households, community, etc.)▪ Disaggregation by displacement status, disability, sex, age |

Key tips for the 5W template



1 row = 1 activity in 1 location



Use drop-down menus, do not make your own titles or remove formatting



Review the instructions and the activity matrix tabs



If cash/voucher assistance, indicate delivery mechanism and value
(USD 75 > CWG, USD 75 < FSLC)



Total # of individuals = # of boys + # of girls + # of men + # of women

If you still have questions, please reach out to us! Info.Ukraine@FSCluster.org

5W Template Walk-Through - Valentyn

Interactive Dashboard walk-through

– Kamran Baig

Ukraine | FSLC | Partners' Presence - Food Assistance Dashboard

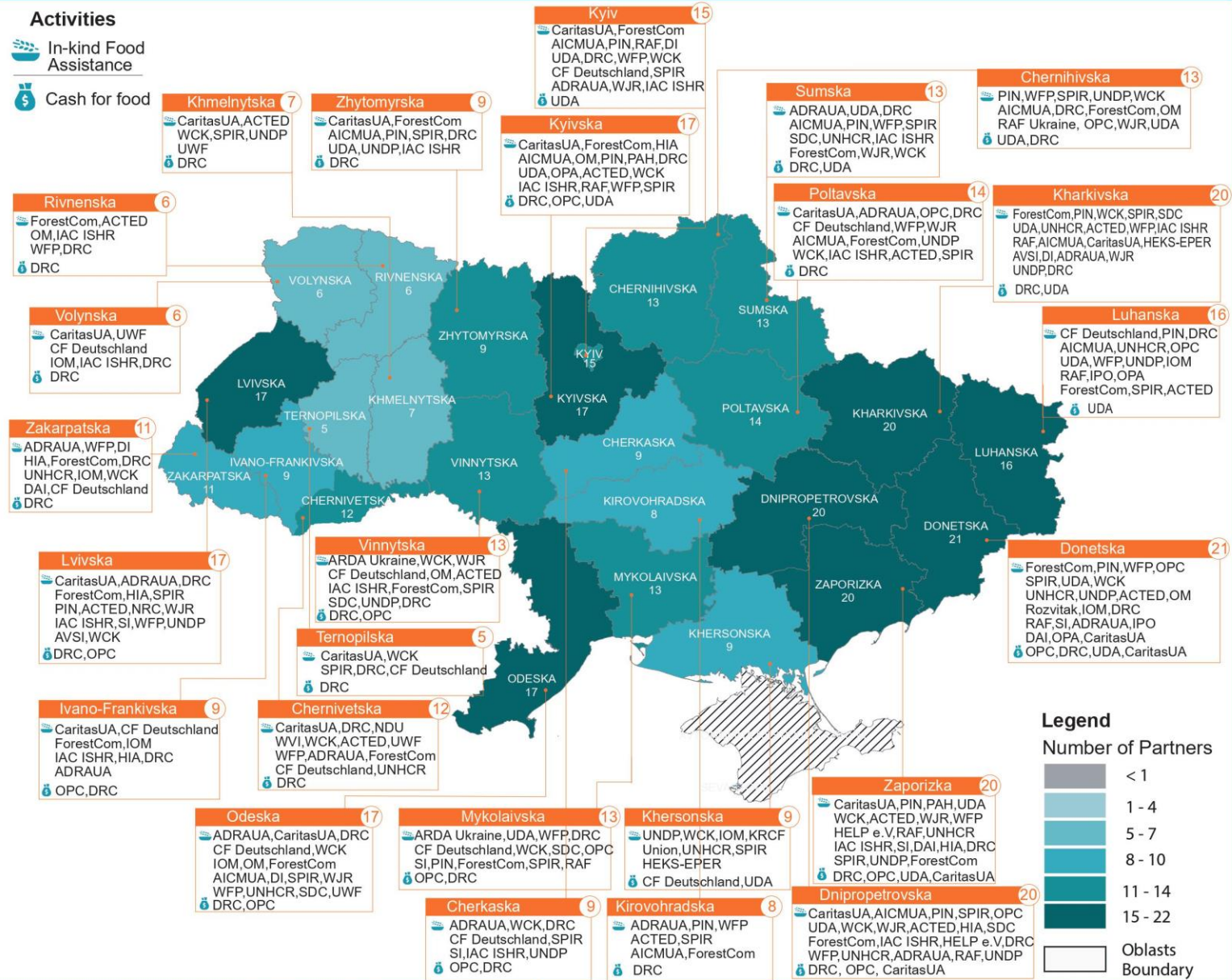
As of 25 May 2022



Activities

In-kind Food Assistance

Cash for food



Total Number of Reporting Organisations **38**

Reporting Organization

Agency for Technical Cooperation and Development (ACTED)
Adventist Development and Relief Agency Ukraine (ADRAUA)
AVSI Foundation (AVSI)
Caritas Ukraine (CaritasUA)
ChildFund Deutschland (CF Deutschland)
Cooperative for Assistance and Relief Everywhere (CARE)
Danish Refugee Council (DRC)
Depaul International (DI)
Dorcas Aid International (DAI)
Fondation Humanitaire International AICM Ukraine (AICMUA)
Forest Initiatives and Communities (ForestCom) *
HEKS/EPER Swiss Church Aid (HEKS-EPER)
Help - Hilfe zur Selbsthilfe e.V.(HELP e.V)
Hungarian Interchuch Aid (HIA)
Information and Analytical Center of the International Society for Human Rights (IAC ISHR) *
International Organisation of Migration (IOM)
International Public Organization "Emmanuel" (IPO) *
Kherson Regional Charitable Foundation "Union" (KRCF Union)
Narodna Dopomoha Ukraine (NDU) *
Norwegian Refugee Council (NRC)
OM International (OM)
Other Partners A (OPA)
Other Partners C (OPC)
People in Need (PIN)
Polish Humanitarian Action (PAH)
Proliska
Rinat Akhmetov Foundation (RAF) *
Rozvitok *
Samaritan's Purse International Relief (SPIR)
Solidarites International (SI)
Swiss Agency for Development and Cooperation (SDC)
Ukrainian Deminers Association (UDA) *
Ukrainian Women's Fund UWF) *
United Nations Development Programme (UNDP)
United Nations High Commissioner for Refugees (UNHCR)
World Central Kitchen(WCK)
World Food Program (WFP)
World Jewish Relief (WJR)
World Vision(WVI)

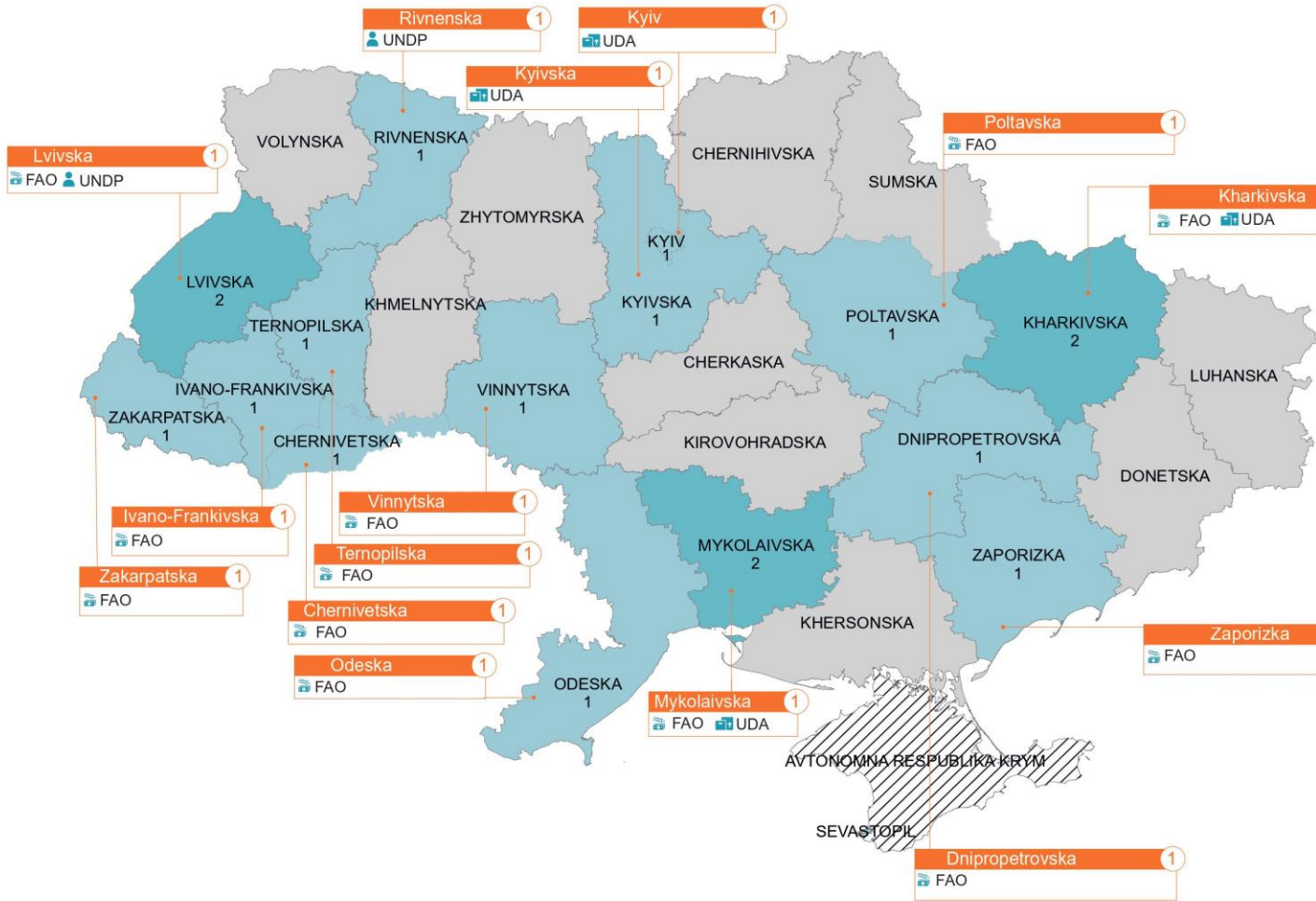
*National NGO reporting organisations are indicated with **

<http://fslcluster.org/ukraine>

Contact: charles.hopkins@fao.org;
sara.moussavi@wfp.org;
louis.parker@wfp.org;
muhammad.baig@fao.org;
valentyn.panchenko@fao.org;

The boundaries and names shown and the designations used on this map do not imply official endorsement or acceptance by the UN.
Production date: 28/05/2022 Data sources: FSLC Partners (5W)

The FSLC Partner's Presence dashboard is based on partners who have reported activities through the 5W reporting mechanism between 24 February – 25 May 2022.



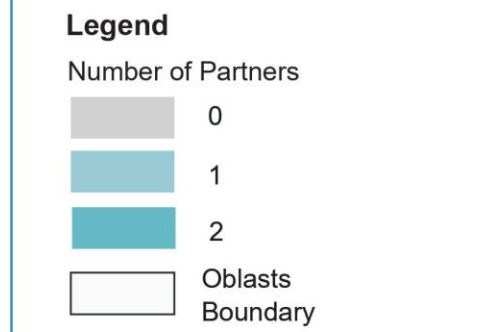
Total Number of Reporting Organisations **03**

Reporting Organization & Implementing Partners

- Food and Agriculture Organization (FAO)
- Odessa Regional Agricultural Consultancy Service (ORACS)
- All-Ukrainian Association, Lviv Agrarian Chamber
- Office of Perspective Development (OPR)
- Kharkiv Oblast Advisory Centre (KOAC)
- Laska Charitable Foundation (LCF)
- Dnipropetrovsk Regional Public Organization (DRPO)
- Ukrainian Deminers Association (UDA)
- Demining Solutions (DS), AirLight, Blagochestya
- UNDP

Activities

- Agriculture inputs (seeds)
- Rehabilitation of community livelihood assets
- Job creation grants/access to employment





Please reach out for more info: info.Ukraine@fscluster.org
FEEDBACK FORM: <https://forms.office.com/r/u240iLjiTB>