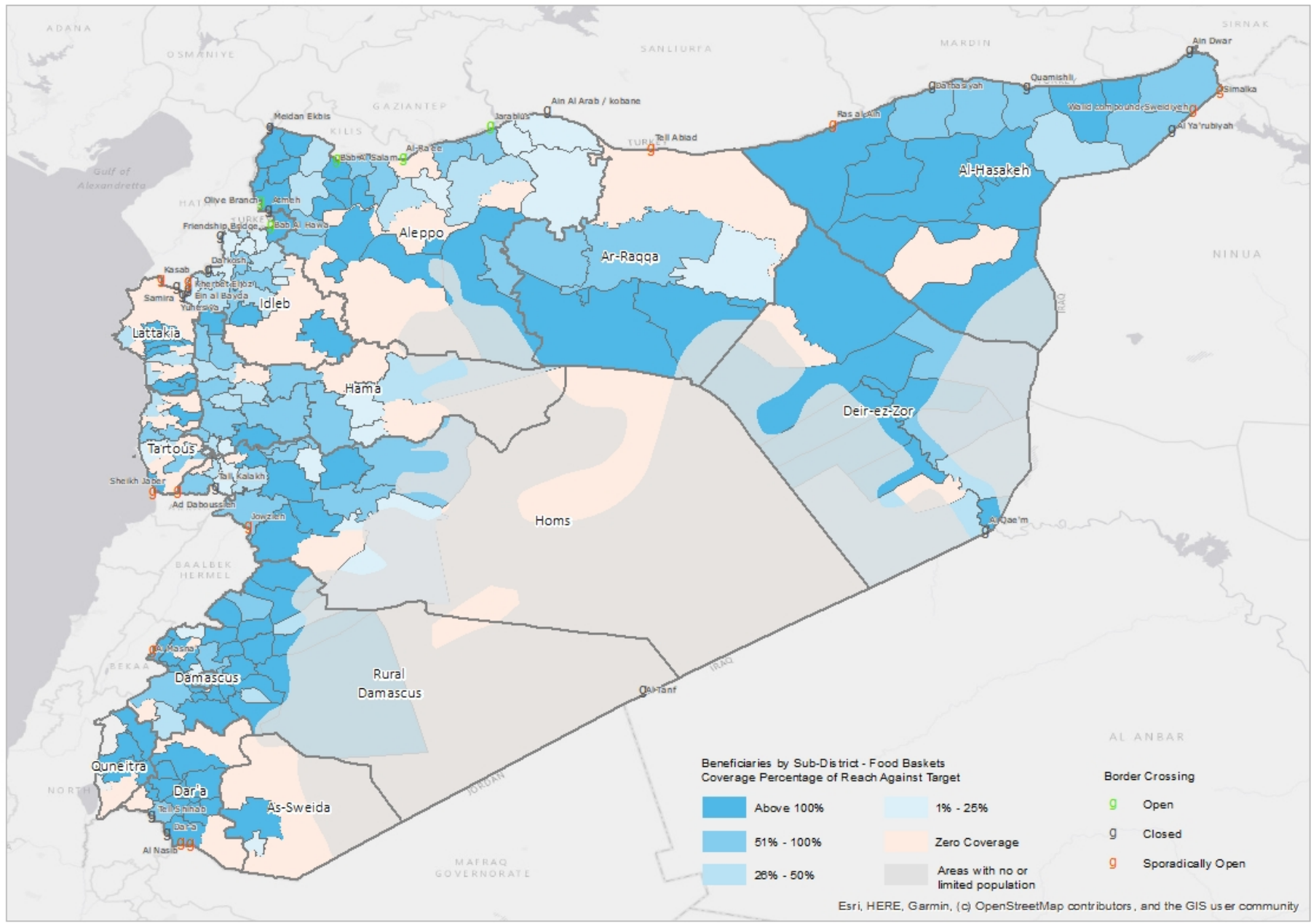


Syria: Sector Objective 1 – Food Assistance Dashboard

SO 1: To Scale-up and sustain minimum food consumption needs through life-saving and life-sustaining food assistance.

October 2021



PEOPLE IN NEED 2021

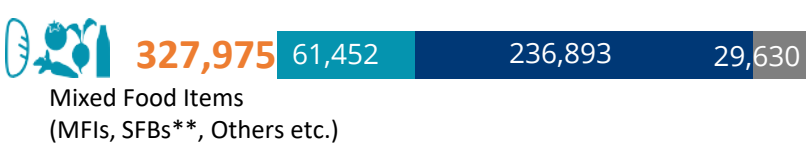
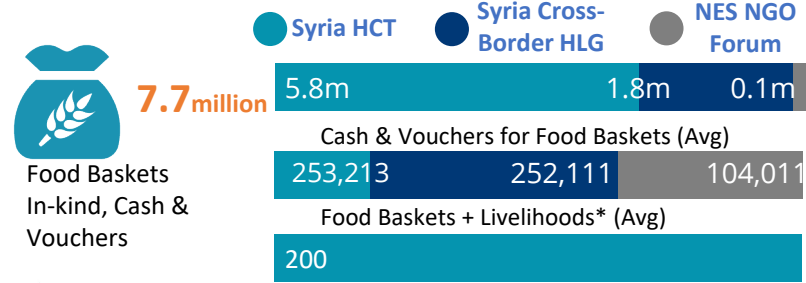
14.2 Million HNO 2020 9.8 M
HNO 2019 9.0 M
HNO 2018 10.5 M

OVERALL SO1 TARGET 2021

8.75 Million Food Baskets (In-kind, Cash, Voucher) **7.75 m**
Emergency Response **1.0 m**

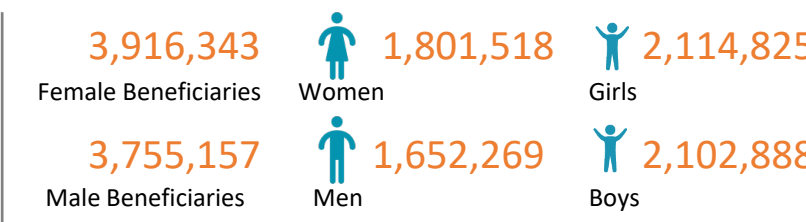
FOOD AND LIVELIHOODS

NUMBER OF BENEFICIARIES REACHED

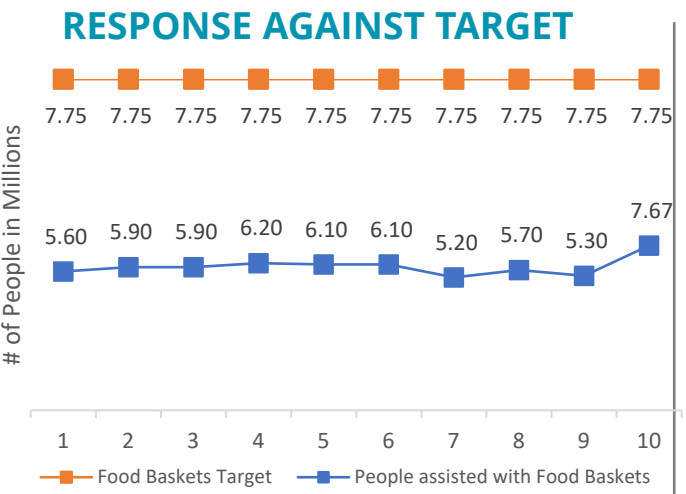
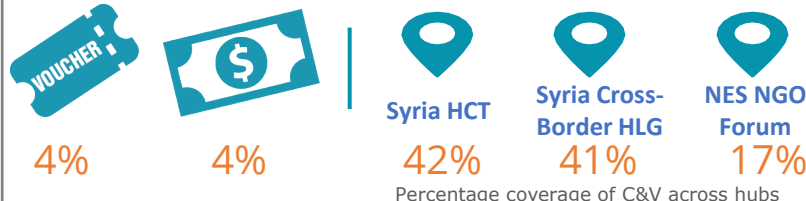


* This covers WFP's Livelihoods Integration Strategy
** Supplementary Food Baskets

BENEFICIARY BREAKDOWN



CASH AND VOUCHER FOOD BASKET SUPPORT PERCENTAGE OF TOTAL RESPONSE AND BY HUB



PARTNERS

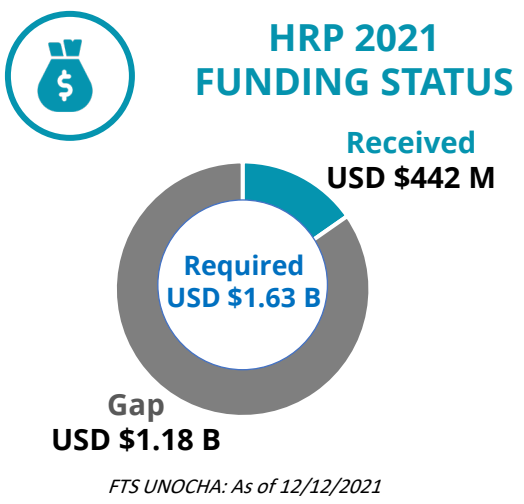
27 (Inc.: WFP, UNRWA)

INGO	National NGO2	UN Agencies
15	9	3

The above are reporting partners.
HRP partners: 17

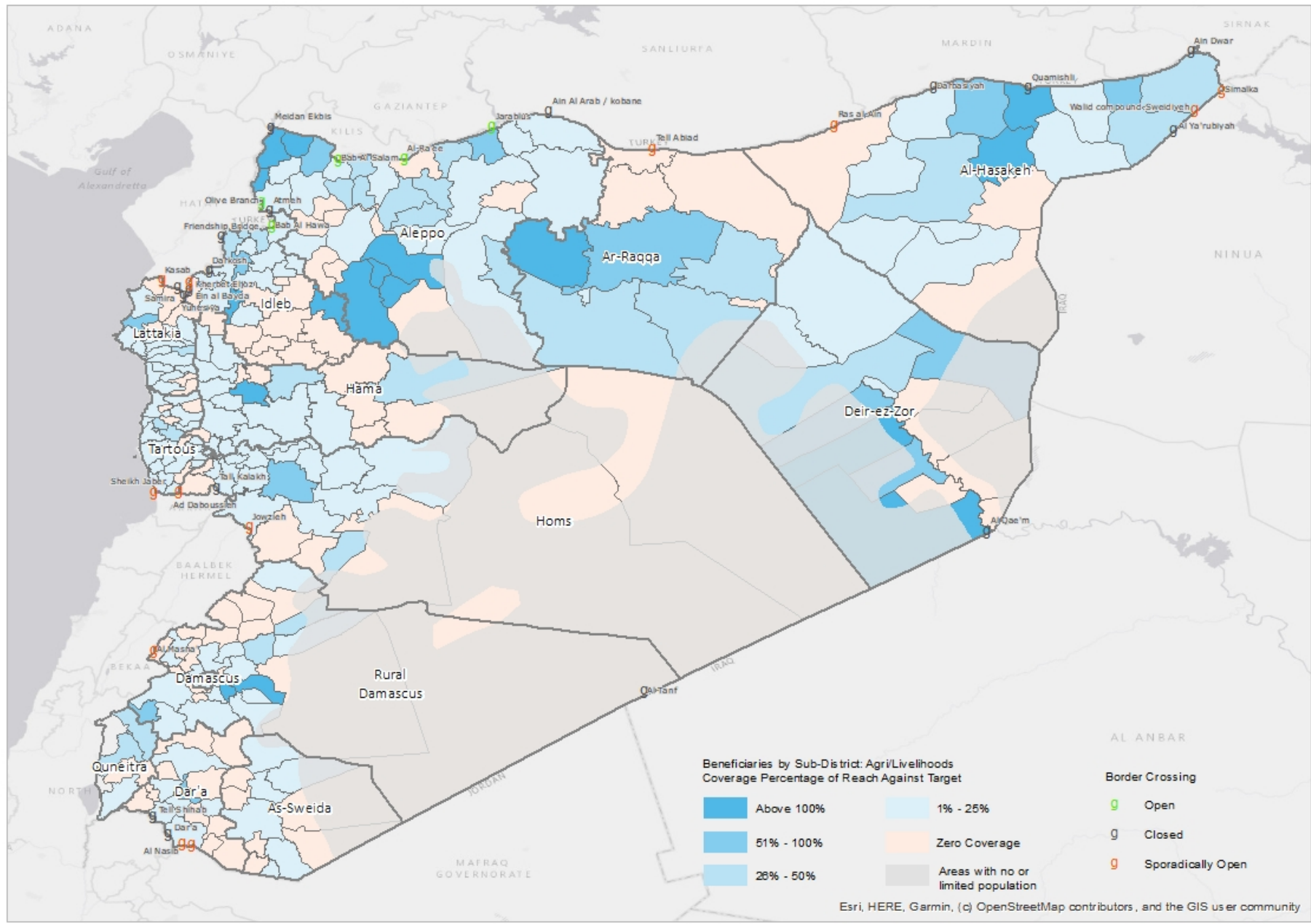
HRP Partners Food Baskets Beneficiaries: 6,235,331

Non-HRP Partners Food Baskets Beneficiaries: 1,436,169



Syria: Sector Objective 2 & 3 – Livelihoods Ass. Dashboard | Jan – Oct 2021

SO 2: Support self-reliance of affected households by protecting and building productive assets and restoring or creating income generating opportunities to save and sustain lives.
 SO 3: To improve communities' resilience and capacity to sustain households' livelihoods by improving linkages with value chain through the light rehabilitation of productive and economic infrastructure.



PEOPLE IN NEED 2021
 14.2 Million
 HNO 2020 9.8 M
 HNO 2019 9.0 M
 HNO 2018 10.5 M

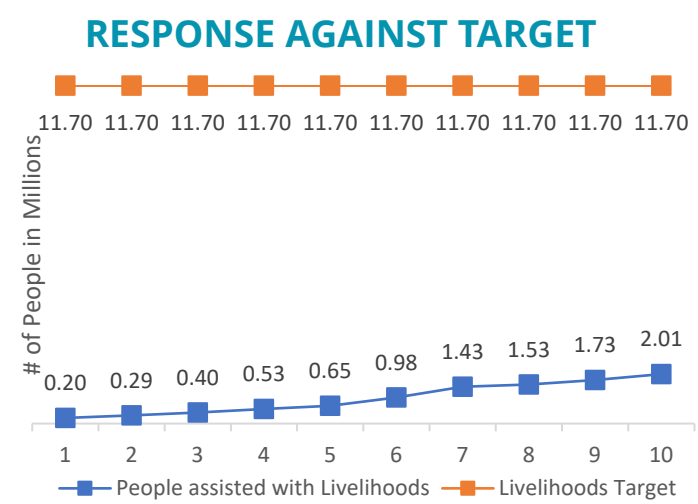
OVERALL SO 2 & 3 TARGET 2021
 11.7 Million
 Sector Obj. 2 Target 8.70 m
 Sector Obj. 3 Target 3.04 m

FOOD AND LIVELIHOODS

NUMBER OF HOUSEHOLDS REACHED

347,597 Cumulative HHs Reached
2,085,583 Beneficiaries Reached

Category	Syria HCT	Syria Cross-Border HLG	NES NGO Forum
Agriculture inputs	57,957 HHs (32,879)	13,725	11,353
Small-scale Food Production	13,677 HHs (7,306)	500	13,677
Livestock Asset Restoration	39,983 HHs (18,786)	9,722	11,475
Animal treatment and vaccination	32,187 HHs	31,269	918
Income Generating Activities	27,819 HHs (3,144)	15,839	8,836
Infrastructure Rehabilitation	125,169 HHs (85,689)	9,978	29,502
Provision of Services	50,804 HHs (6,999)	358	43,447



PARTNERS

60 (Inc.: FAO, WFP)

National NGO	33
INGO	22
UN Agencies	5

*The above are reporting partners.
HRP partners: 39*

HRP Partners 220,692 HHs
 Agriculture-based Livelihoods Beneficiaries

Non-HRP Partners 126,905 HHs
 Agriculture-based Livelihoods Beneficiaries

HRP 2021 FUNDING STATUS

Received USD \$442 M

Required USD \$1.63 B

Gap USD \$1.18 B

FTS UNOCHA: As of 12/12/2021

BENEFICIARY BREAKDOWN

Female Beneficiaries	1,068,908	Women	491,698	Girls	577,210
Male Beneficiaries	1,016,675	Men	447,337	Boys	569,338

CASH AND VOUCHER AGRICULTURE-LIVELIHOOD SUPPORT PERCENTAGE OF TOTAL RESPONSE AND BY HUB

Voucher	5%
Cash	8%
Syria HCT	15%
Syria Cross-Border HLG	43%
NES NGO Forum	41%

Percentage coverage of C&V across hubs