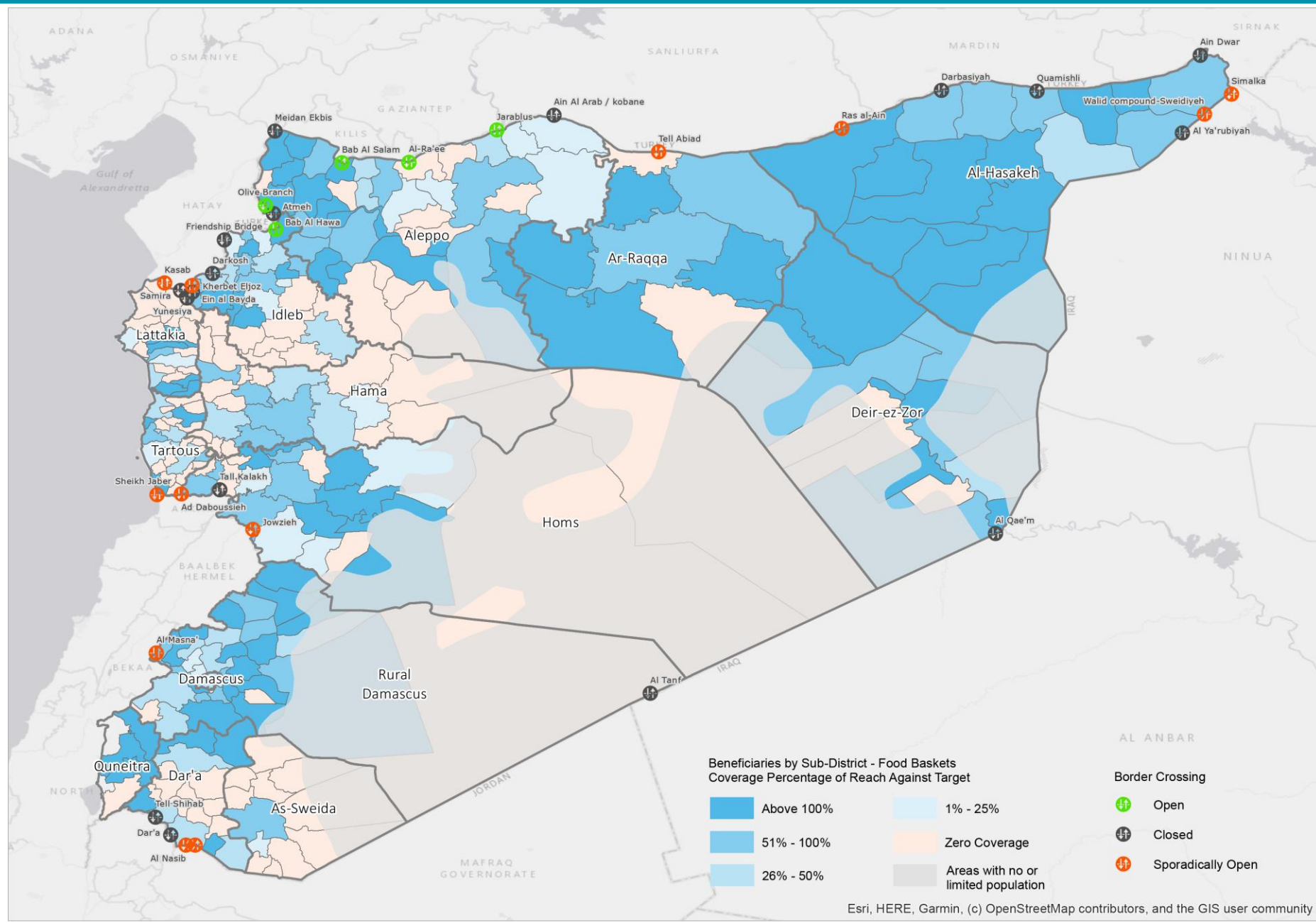


# Syria: Sector Objective 1 – Food Assistance Dashboard

SO 1: To Scale-up and sustain minimum food consumption needs through life-saving and life-sustaining food assistance.

August 2021



**PEOPLE IN NEED 2021**

**14.2 Million** HNO 2020 9.8 M  
HNO 2019 9.0 M  
HNO 2018 10.5 M

**OVERALL SO1 TARGET 2021**

**8.75 Million** Food Baskets (In-kind, Cash, Voucher) 7.75 m  
Emergency Response 1.0 m

## FOOD AND LIVELIHOODS NUMBER OF BENEFICIARIES REACHED

	Syria HCT	Syria Cross-Border HLG	NES NGO Forum
<b>5.7 million</b> Food Baskets In-kind, Cash & Vouchers	3.8m	1.7m	0.2m
Cash & Vouchers for Food Baskets (Avg)	24,484	183,562	139,608
Food Baskets + Livelihoods* (Avg)	11,028		

**2.0 million** Bread and Flour support

	Syria HCT	Syria Cross-Border HLG	NES NGO Forum
	1,704,726		280,190

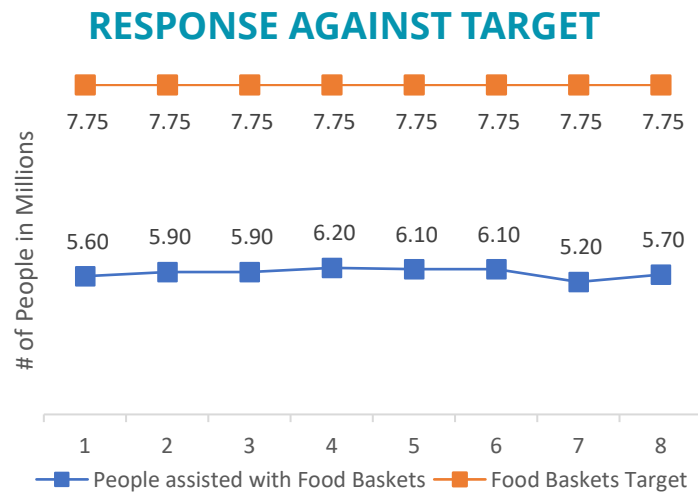
**105,553** Emergency Response, RTERs, Cooked Meals

	Syria HCT	Syria Cross-Border HLG	NES NGO Forum
Cash and Vouchers for RTERs	105,247		306

**176,330** Mixed Food Items (MFIs, SFBs\*\*, Others etc.)

	Syria HCT	Syria Cross-Border HLG	NES NGO Forum
	68,276	80,422	27,632

\* This covers WFP's Livelihoods Integration Strategy  
\*\* Supplementary Food Baskets



### PARTNERS

**30** (Inc.: WFP, UNRWA)

Partner Type	Count
National NGO	17
INGO	12
UN Agencies	1

The above are reporting partners.  
HRP partners: 22

**HRP Partners Food Baskets Beneficiaries: 5,563,976**

**Non-HRP Partners Food Baskets Beneficiaries: 149,611**

### HRP 2021 FUNDING STATUS

**Received USD \$241 M**

**Required USD \$1.63 B**

**Gap USD \$1.40 B**

FTS UNOCHA: As of 05/10/2021

### BENEFICIARY BREAKDOWN

2,913,929 Female Beneficiaries	1,340,408 Women	1,573,522 Girls
2,799,658 Male Beneficiaries	1,231,849 Men	1,567,808 Boys

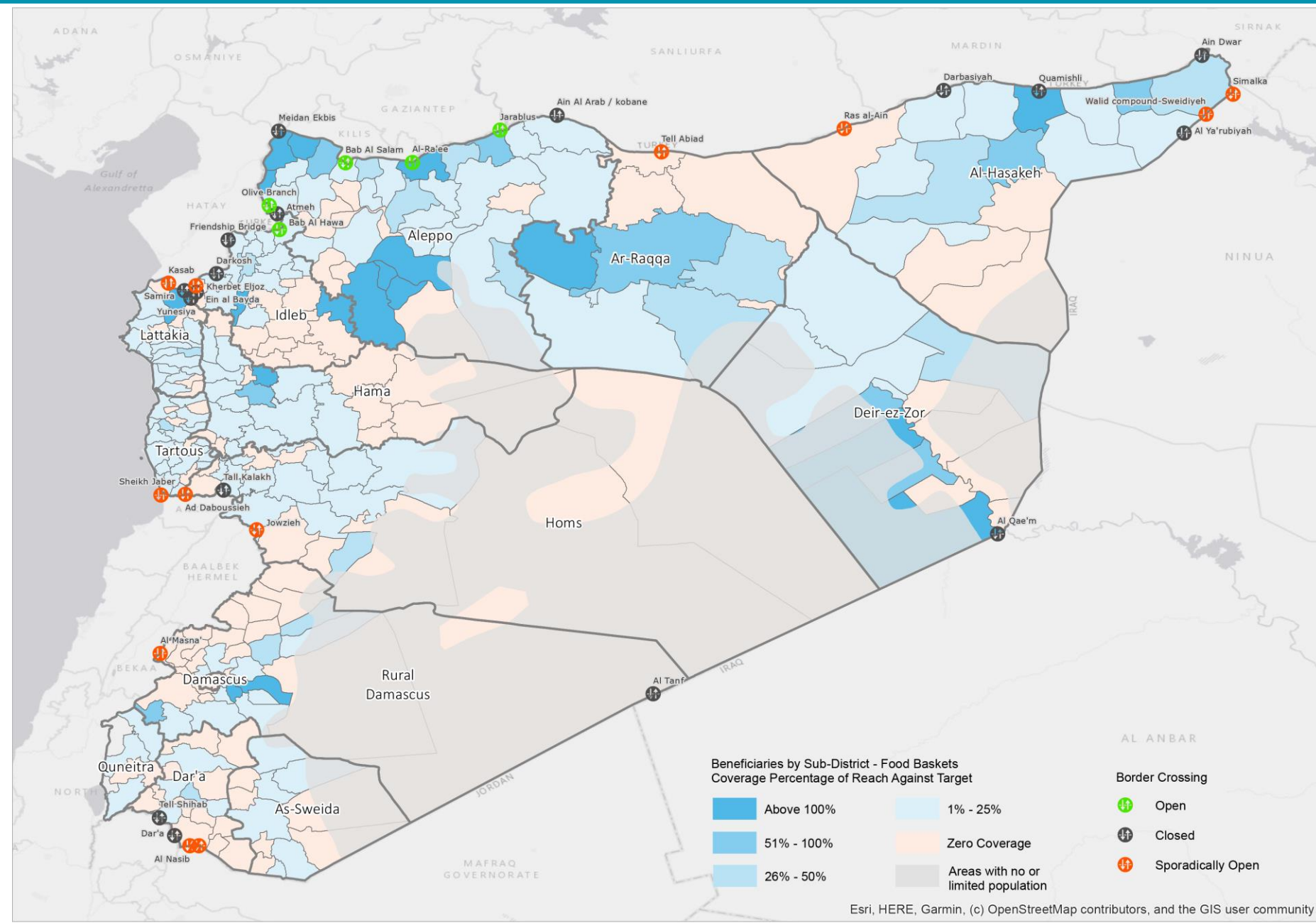
### CASH AND VOUCHER FOOD BASKET SUPPORT PERCENTAGE OF TOTAL RESPONSE AND BY HUB

Hub	Percentage
Syria HCT	5%
Syria Cross-Border HLG	1%
NES NGO Forum	7%
Syria HCT	53%
Syria Cross-Border HLG	40%
NES NGO Forum	7%

Percentage coverage of C&V across hubs

# Syria: Sector Objective 2 & 3 – Livelihoods Ass. Dashboard | Jan – Aug 2021

SO 2: Support self-reliance of affected households by protecting and building productive assets and restoring or creating income generating opportunities to save and sustain lives.  
 SO 3: To improve communities' resilience and capacity to sustain households' livelihoods by improving linkages with value chain through the light rehabilitation of productive and economic infrastructure.



**PEOPLE IN NEED 2021**  
**14.2** Million  
 HNO 2020 9.8 M  
 HNO 2019 9.0 M  
 HNO 2018 10.5 M

**OVERALL SO 2 & 3 TARGET 2021**  
**11.7** Million  
 Sector Obj. 2 Target 8.70 m  
 Sector Obj. 3 Target 3.04 m

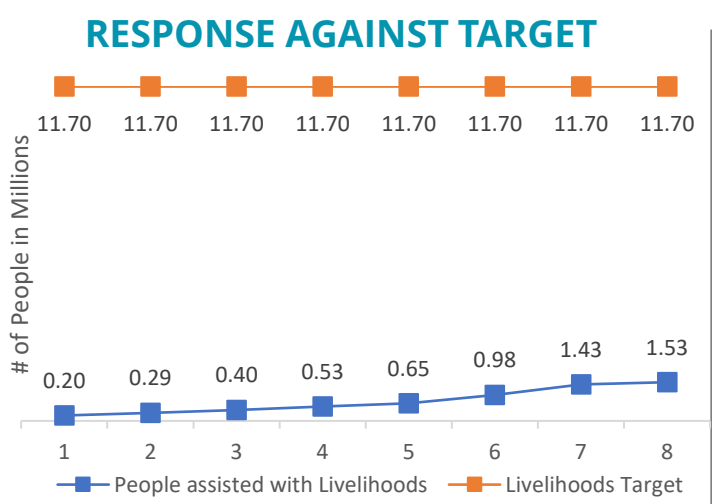
**FOOD AND LIVELIHOODS**

**NUMBER OF HOUSEHOLDS REACHED**

**254,906** Cumulative HHs Reached  
**1,529,434** Beneficiaries Reached

● Syria HCT ● Syria Cross-Border HLG ● NES NGO Forum

<b>40,164 HHs</b> Agriculture inputs	17,453	13,595	9,117
<b>10,535 HHs</b> Small-scale Food Production	6,109	500	3,926
<b>33,370 HHs</b> Livestock Asset Restoration	17,817	8,852	6,702
<b>20,355 HHs</b> Animal treatment and vaccination	20,355		
<b>23,742 HHs</b> Income Generating Activities	1,618	14,310	7,815
<b>83,726 HHs</b> Infrastructure Rehabilitation	44,246	9,978	29,502
<b>43,014 HHs</b> Provision of Services	44	254	42,716



**PARTNERS**  
**50** (Inc.: FAO, WFP)

22 National NGO 25 INGO 3 UN Agencies

The above are reporting partners.  
**HRP partners: 31**

**HRP Partners**  
 Agriculture-based Livelihoods Beneficiaries **157,245** HHs

**Non-HRP Partners**  
 Agriculture-based Livelihoods Beneficiaries **97,661** HHs

**HRP 2021 FUNDING STATUS**

Received **USD \$241 M**

Required **USD \$1.63 B**

Gap **USD \$1.40 B**

FTS UNOCHA: As of 05/10/2021

**BENEFICIARY BREAKDOWN**

**780,012** Female Beneficiaries  
 358,805 Women  
 421,206 Girls

**749,423** Male Beneficiaries  
 329,746 Men  
 419,677 Boys

**CASH AND VOUCHER AGRICULTURE-LIVELIHOOD SUPPORT PERCENTAGE OF TOTAL RESPONSE AND BY HUB**

6% 8% 16% 47% 37%

Syria HCT Syria Cross-Border HLG NES NGO Forum

Percentage coverage of C&V across hubs