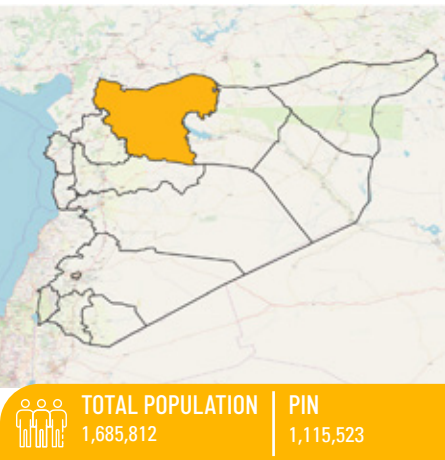


Mapping of Wheat-to-Bread Processing Facilities

Aleppo November 2022



WHOLE OF SYRIA (WoS)
FOOD SECURITY SECTOR
Strengthening Humanitarian Response



BAKERIES 178

Bakery Status



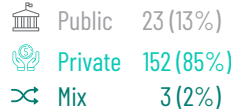
Reasons for Non-Operation

- No Access to Support
- Competition
- High Operational Cost

Functionality



Ownership




CURRENCY USED

Bread Production

Daily Production (MT)



Price (TL) /KG



Average Subsidized Bread Package Weight 769g

Average Unsubsidized Bread Package Weight 796g

QUALITY CONTROL (LAB TESTING) 33

Daily Production 467 MT

Full Daily Capacity 1,355 MT

Current Productivity 34%



Daily Bread Needs of Total Population 556 MT

Daily Bread Needs of PIN Population 368 MT

Subsidized Bread Availability to PIN 78%



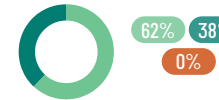
Bakery Management

- Bakery Owner 105 (74%)
- Private Investor 9 (6%)
- Employee 13 (9%)
- LC 7 (5%)
- Joint LC 2 (1%)
- Committee 0 (0%)
- AFAD 0 (0%)
- Other 5 (4%)

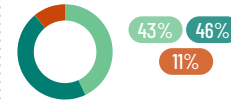
Availability

● Always Available ● Fairly Available ● Not Available

Bread



Local Flour



Imported Flour



Yeast



Fuel



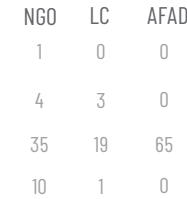
Support Status

Never Received Support 33 (23%)
Used to Receive Support 12 (9%)
Currently Receive Support 96 (68%)

Type of Support



Source of Support

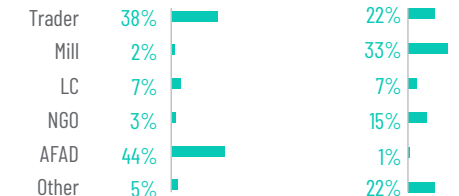


Source and Price of Flour

76% Imported Flour 400-600 \$/MT

24% Local Flour 400-500 \$/MT

SOURCES



MILLS 14

Mills Status



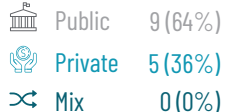
Functionality



Reasons for Limited Functionality

- Wheat Shortage
- Low Demand in Area
- N/A

Ownership



Reasons for Non-Operation

- Wheat Shortage
- No Financial Liquidity
- Fuel/Electricity Shortage



MILLS SOURCE OF WHEAT

Farmers, Traders, NGOs

Milling Capacity

Maximum Capacity 3,260 MT

Current Capacity 2,649 MT

Production Functionality 81%

Market Actors Supplied by Mills



SILOS 6

Silos Status



Functionality



Ownership



Reasons for Non-Operation

- Wheat Shortage, Need for Building Rehabilitation, Need for Machine Rehabilitation



SILOS SOURCE OF WHEAT

Farmers, Traders

Needed Support for Silos

- Building Rehabilitation 0
- Machine Rehabilitation 0
- Estimated Cost of Machines and Rehabilitation \$0

Silos Capacity

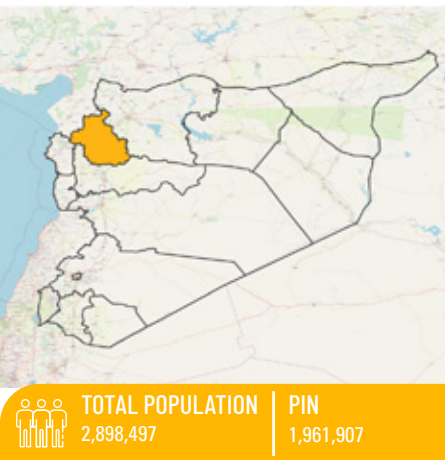
Silos Maximum Storage Capacity 12,000 MT

Mapping of Wheat-to-Bread Processing Facilities

Idleb November 2022



WHOLE OF SYRIA (WoS)
FOOD SECURITY SECTOR
Strengthening Humanitarian Response



BAKERIES 114

Bakery Status



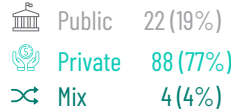
Reasons for Non-Operation

- Competition
- No Access to Support
- N/A

Functionality



Ownership



CURRENCY USED


USD 4% TL 96% SYP 0%

Bread Production

Daily Production (MT)



Price (TL) /KG



Average Subsidized Bread Package Weight 775g
Average Unsubsidized Bread Package Weight 649g

QUALITY CONTROL (LAB TESTING) 86

Daily Production 487 MT
Full Daily Capacity 1,061 MT

Current Productivity **46%**

Daily Bread Needs of Total Population 957 MT

Subsidized Bread Availability to PIN **16%**

Daily Bread Needs of PIN Population 647 MT

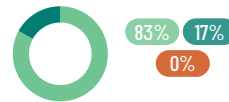
Bakery Management

- Bakery Owner 75 (74%)
- Private Investor 4 (4%)
- Employee 13 (13%)
- LC 5 (5%)
- Joint LC 3 (3%)
- Committee 1 (1%)
- AFAD 0 (0%)
- Other 1 (1%)

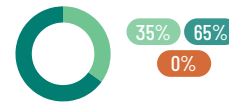
Availability

● Always Available ● Fairly Available ● Not Available

Bread



Local Flour



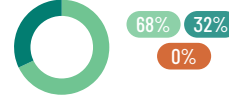
Imported Flour



Yeast



Fuel



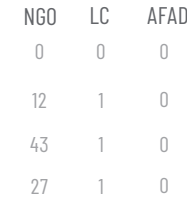
Support Status

Never Received Support 48 (47%)
Used to Receive Support 14 (14%)
Currently Receive Support 40 (39%)

Type of Support



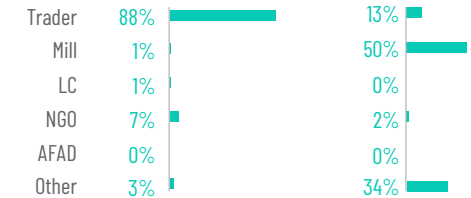
Source of Support



Source and Price of Flour

85% Imported Flour 420-500 \$/MT
15% Local Flour 400-465 \$/MT

SOURCES



MILLS 12

Mills Status



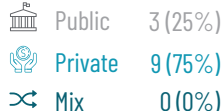
Functionality



Reasons for Limited Functionality

- Wheat Shortage
- Need for Machine Rehabilitation
- Need for Building Rehabilitation

Ownership



- Need for Machine Rehabilitation
- High Operational Cost
- No Financial Liquidity



MILLS SOURCE OF WHEAT

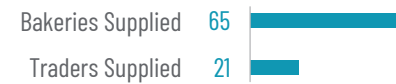
LC, Farmers, Traders

Milling Capacity



Production Functionality **44%**

Market Actors Supplied by Mills



SILOS 1

Silos Status



Functionality



Ownership



Reasons for Non-Operation N/A



SILOS SOURCE OF WHEAT Traders

Needed Support for Silos

Building Rehabilitation 1
Machine Rehabilitation 1
Estimated Cost of Machines and Rehabilitation \$150,000

Silos Capacity

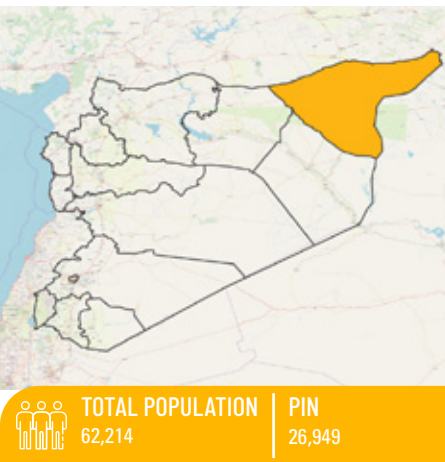
Silos Maximum Storage Capacity **110,000 MT**

Mapping of Wheat-to-Bread Processing Facilities

Al-Hasakeh November 2022



WHOLE OF SYRIA (WoS)
FOOD SECURITY SECTOR
Strengthening Humanitarian Response



BAKERIES 4

Bakery Status



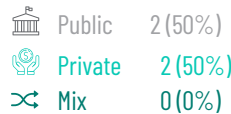
Reasons for Non-Operation

- Displacement
- High Operational Cost
- No Financial Liquidity

Functionality



Ownership

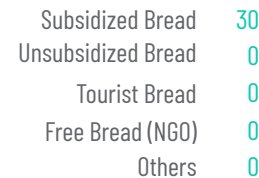


CURRENCY USED

USD 0% TL 50% SYP 50%

Bread Production

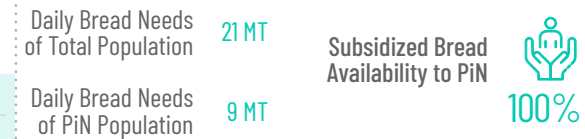
Daily Production (MT)



Average Subsidized Bread Package Weight 950g

Average Unsubsidized Bread Package Weight N/Ag

QUALITY CONTROL (LAB TESTING) 0



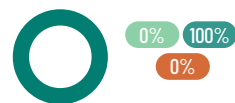
Bakery Management



Availability

● Always Available ● Fairly Available ● Not Available

Bread



Local Flour



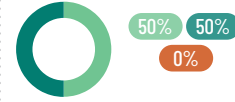
Imported Flour



Yeast



Fuel



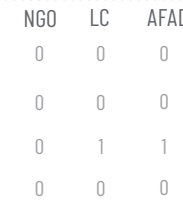
Support Status



Type of Support



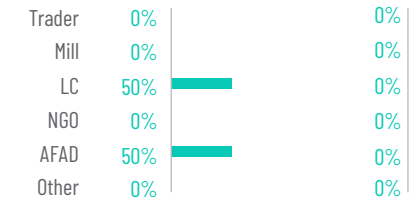
Source of Support



Source and Price of Flour



SOURCES



MILLS 12

Mills Status



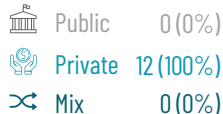
Functionality



Reasons for Limited Functionality

- High Operational Cost
- Need for Machine Rehabilitation
- Need for Building Rehabilitation

Ownership



Reasons for Non-Operation

- High Operational Cost
- Need for Machine Rehabilitation
- Need for Building Rehabilitation

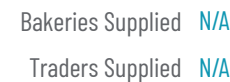


MILLS SOURCE OF WHEAT Farmers

Milling Capacity



Market Actors Supplied by Mills



SILOS 7

Silos Status



Functionality



Ownership



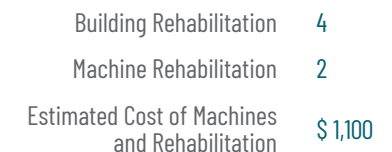
Reasons for Non-Operation

- Need for Machine Rehabilitation
- Need for Building Rehabilitation



SILOS SOURCE OF WHEAT Farmers, Traders

Needed Support for Silos



Silos Capacity

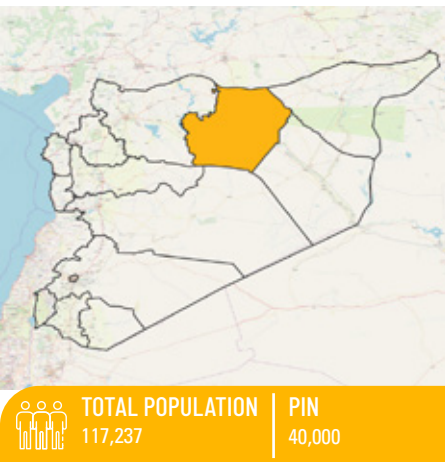


Mapping of Wheat-to-Bread Processing Facilities

Ar-Raqqa November 2022



WHOLE OF SYRIA (WoS)
FOOD SECURITY SECTOR
Strengthening Humanitarian Response



BAKERIES 10

Bakery Status



Reasons for Non-Operation

- High Operational Cost
- No Access to Support
- Need for Building Rehabilitation

Functionality



Ownership

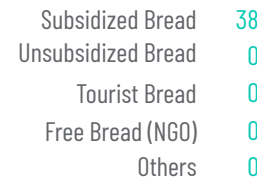


CURRENCY USED

USD 0% TL 56% SYP 44%

Bread Production

Daily Production (MT)



Price (TL) /KG



Average Subsidized Bread Package Weight 1,870g

Average Unsubsidized Bread Package Weight N/Ag

QUALITY CONTROL (LAB TESTING) 1



Daily Bread Needs of Total Population 39 MT



Daily Bread Needs of PIN Population 13 MT

Bakery Management



Availability

● Always Available ● Fairly Available ● Not Available

Bread



Local Flour



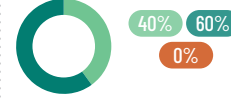
Imported Flour



Yeast



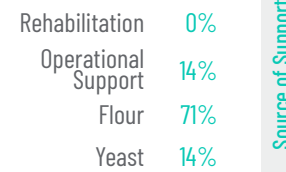
Fuel



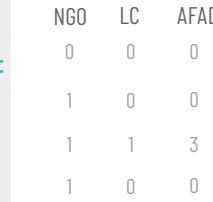
Support Status



Type of Support



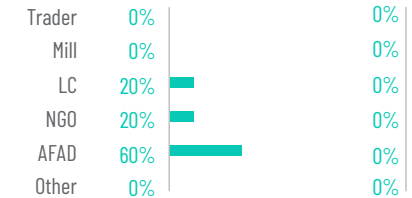
Source of Support



Source and Price of Flour



SOURCES



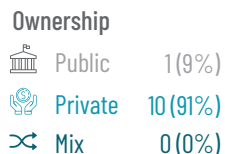
MILLS 11

Mills Status



Reasons for Limited Functionality

N/A
N/A
N/A



- ### Reasons for Non-Operation
- Wheat Shortage
 - Fuel/Electricity Shortage
 - High Operational Cost

MILLS SOURCE OF WHEAT Farmers

Milling Capacity





Market Actors Supplied by Mills



SILOS 1

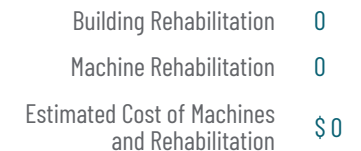
SILOS SOURCE OF WHEAT N/A

Silos Status



- ### Reasons for Non-Operation
- Bombing and Shelling, Displacement, Security Challenges

Needed Support for Silos



Silos Capacity

