

WFP Market Monitor - Sudan

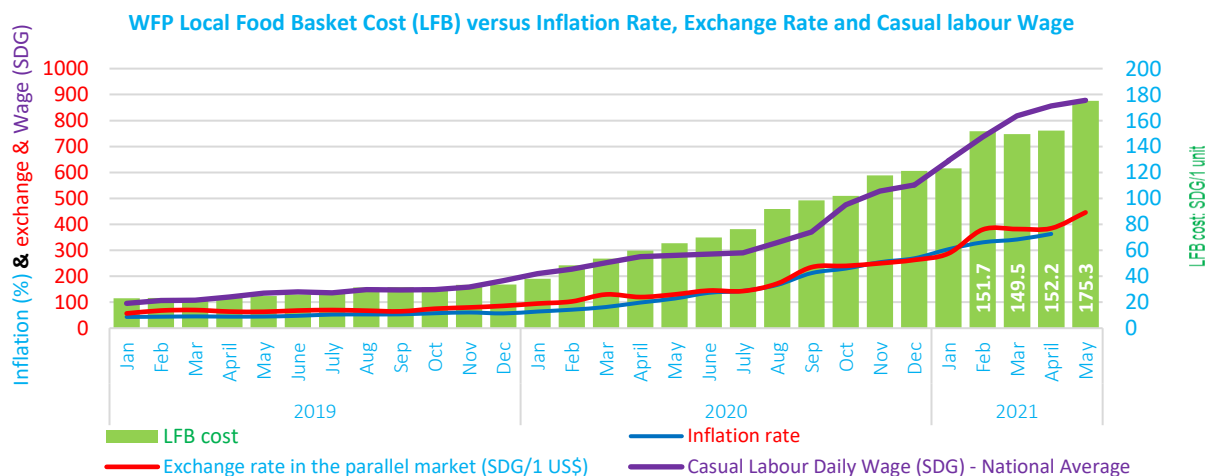
May 2021

Highlights

- The national average retail price of sorghum was **SDG103.64/kg**, which is an increase by **3.64%** compared to the previous month.
- The national average retail price of Wheat flour was **SDG299.25/kg**, which is an increase by **9.93%** compared to the previous month.
- The national average retail price of goat was **SDG11,864/head**, which is an increase by **22.97%** compared to the previous month.
- The national average retail price of groundnut was **SDG10,655/sack**, which is an increase by **12.49%** compared to the previous month.
- The national average cost of local food basket was **SDG175.25**, which is an increase by **15.14%** compared to the previous month.

Food Security Outlook

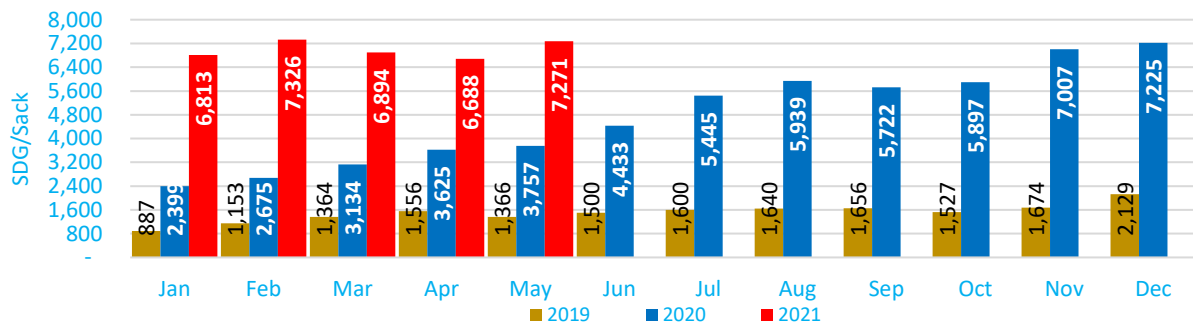
In May, the average cost of local food basket (LFB) increased to SDG175.25. The high demand of foreign currency from the parallel market was widened the gap between the official rates and parallel rates during May 2021; as 1 US\$ traded around SDG446 on average in parallel market compared to SDG425 in official one and SDG385 in parallel market during April 2021. The fast devaluation of currency during last month was captured in the high cost of LFB which increased by more than 15 %, which will be monitored closely by WFP. The inflation rate of foods and drinks group showed stability in April 2021 (253%), while the general inflation rate showed a record increase (363.14%), compared to 341.78% in March 2021. If the value of Sudanese currency continued to deteriorate, the food security of vast number of populations will be endanger during the coming months (lean season). On the other hand, there was slight improvement in the casual labor wage - daily rate, which increased by 3.0 percent compared to April 2021 and 213 percent compared to May 2020.



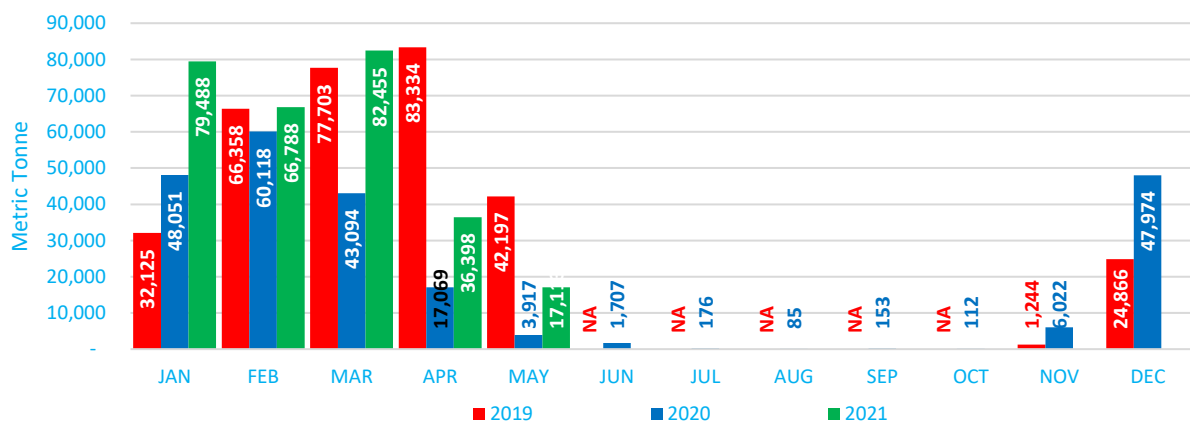
Prices of Basic Food Items and LFB cost

Commodity	Unit of Measurement	Current	Previous month		1 year before	
		SDG	SDG	% Change	SDG	% Change
Sorghum	KG	103.64	100	3.64%	48.94	111.75%
Wheat flour	KG	299.25	272.2	9.93%	94.00	219.48%
Goat	Head	11,864.00	9,648	22.97%	4,380.00	170.86%
Groundnut	Sack (45 KG)	10,655.00	9,472	12.49%	2,252.00	373.14%
Local Food Basket	Unit	175.25	152.2	15.14%	65.59	167.20%

Sorghum Prices and Supplies in Al Gadarif Auction Market



In May 2021, the average price of sorghum in El-Gadarif Auction market was **SDG7,271/90kg sack**, which is an increase by **9.0 percent** compared to the previous month and **94 percent** higher compared to the same month of the previous year (**May 2020**). The total supply to the auction from the last season harvest (November 2020 – May 2021) was around **MT336,238** compared to **MT198,359** for the same period of the previous season, which is an increase by **70.0 percent**



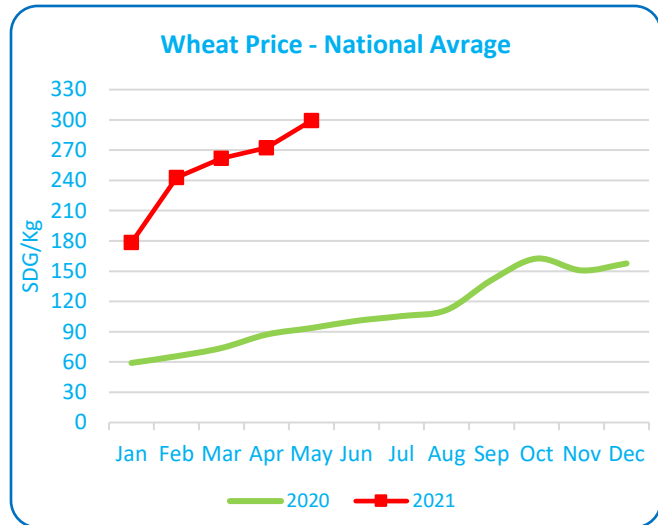
Commodities Prices in WFP Areas



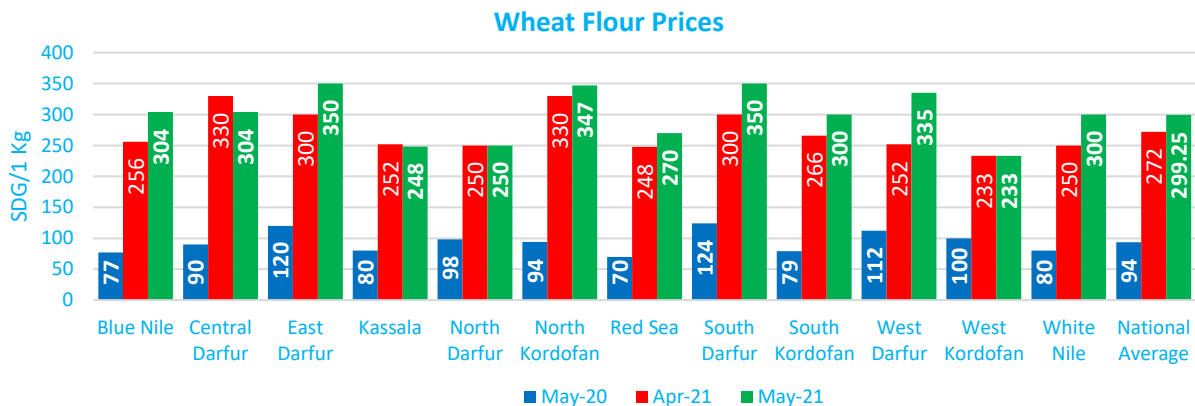
Wheat Flour

National

In May 2021, the average retail price of wheat flour was **299.25** Sudanese pound per Kg, which is an increase by **9.93 percent** compared to April 2021. This is mainly due to the devaluation of Sudanese currency during the previous month. In addition to that, most of wheat are imported from abroad (estimated at 70 - 80%); i.e. wheat prices are directly linked to the exchange rates. The average retail price of wheat was **219.48 percent** higher than the same period of the previous year.



By States



In May, the wheat flour retail prices were increased in most states, except Central Darfur, where it decreased by **8 percent**, while it remained stable in Kassala and North Darfur compared to the previous month. It is mainly attributed to the slight deterioration in the Sudanese currency during the previous month.

During May 2021, the prices of wheat flour is higher by **133 to 295 percent** in all states compared to the May 2020.

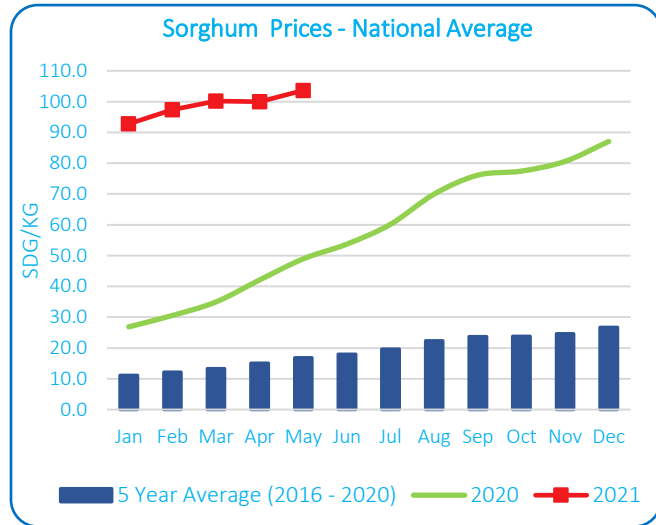


Sorghum

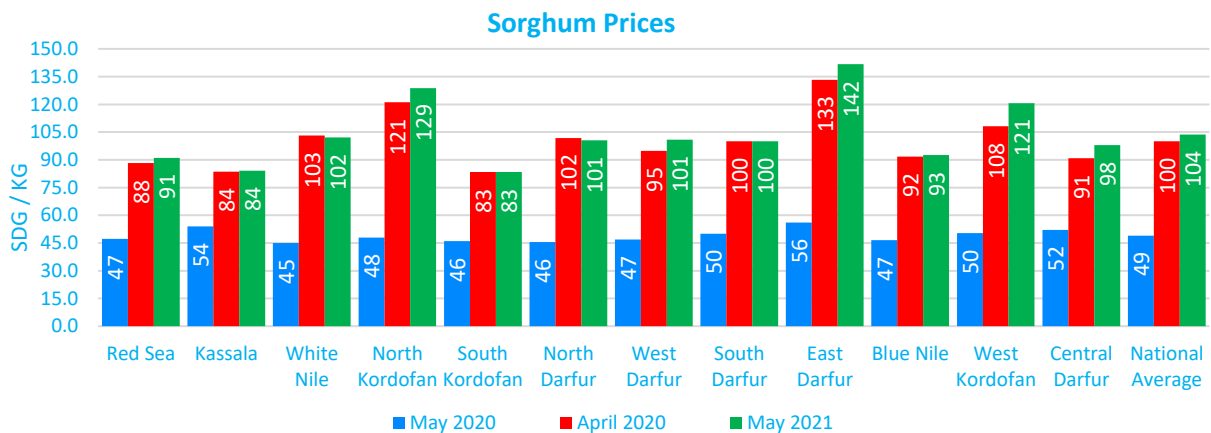
National

The average retail price of sorghum reached **103.64 Sudanese pound per Kg** in May 2021, which is an increase by **3.64 percent** compared to April 2021.

This slight increase of sorghum prices during last month is due to decrease in the supply of sorghum from the previous season production and slight deterioration in the Sudanese currency. Sorghum prices are expected to slightly increase during the coming few months (lean season). The average retail price of sorghum is higher by **111.75 percent** compared **May 2020**, while it was **517 percent** higher than the average of the past five years of May.




By States



In May 2021, sorghum retail prices were stable in six out of 12 states compared to the previous month. It was stable in Kassala, White Nile, Blue Nile, South Kordofan, North Darfur and South Darfur. It significantly increased in West Kordofan (**11.6 percent**), Central Darfur (**7.7 percent**), East Darfur (**6.3 percent**), North Kordofan (**6.3 percent**), West Darfur (**6.5 percent**) and Red Sea (**3.2 percent**).

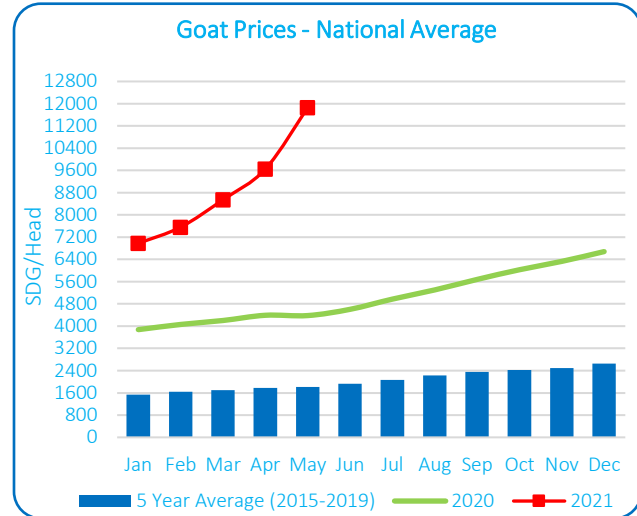
The retail prices of sorghum increased by **56 to 168 percent** in all states compared to the same period of the previous year (see the chart in Annex 1 on page 8). It also has increased in all states by **386 to 688 percent** compared to the average price for the past five years of May.



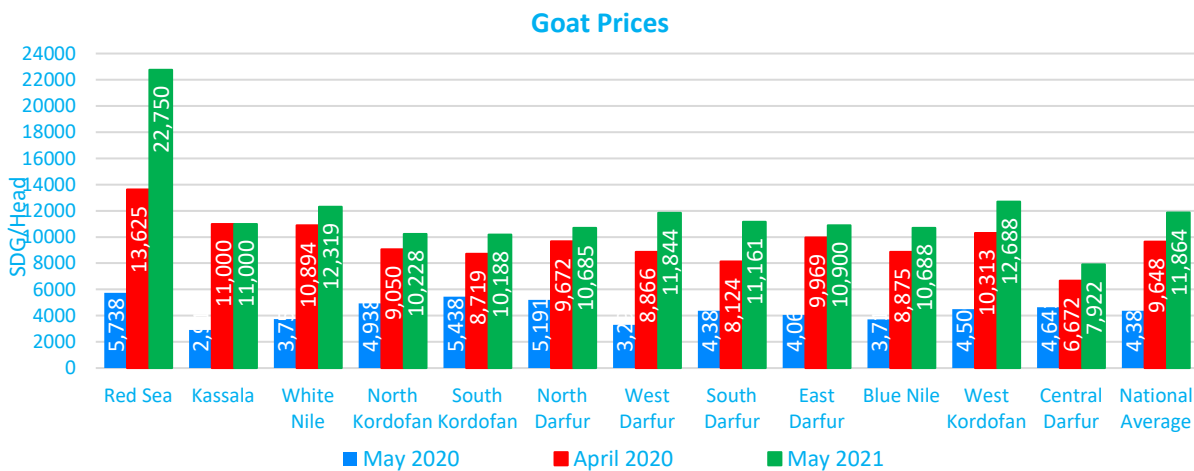
Goat

National

In May, the average retail price of goat was **11,864 Sudanese pound per head**, which is an increase of **22.97 percent** over the previous month. The high prices of goat is mainly attributed to the high production cost and high demand of livestock for export markets. The average retail price of goat increased by **170.86 percent** compared to the same month of the previous year. It was higher by **568 percent** compared to the five years average of May. Goat prices are expected to increase over the coming months, due to the onset of the rainy season and continuous demand for export market.



By States



In May, the retail prices for goat increased in all states compared to the previous month, except Kassala, where it remained stable. It sharply increased in Red Sea (**67.0 percent**), South Darfur (**37.4 percent**), West Darfur (**33.6 percent**), West Kordofan (**23.0 percent**), Blue Nile (**20.4 percent**), Central Darfur (**18.7 percent**), South Kordofan (**16.8 percent**), White Nile (**13.1 percent**), North Kordofan (**13.0 percent**), North Darfur (**10.5 percent**) and East Darfur (**26.4 percent**).

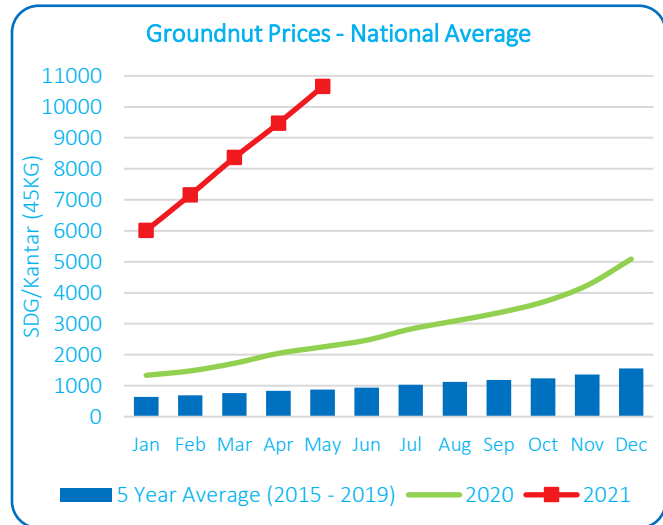
In May, retail prices of goat increased by **71 to 296 percent** in all states compared to the same month of the previous year (see the chart in Annex 1 on page 8). It also increased by **303 to 996 percent** in all states compared to the five years average of May.



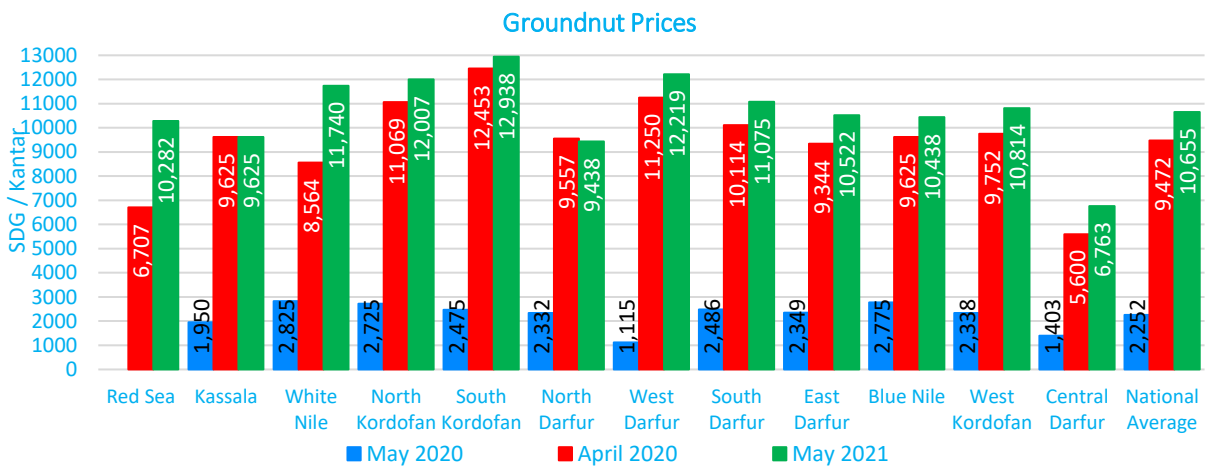
Groundnuts

National

The average price of raw groundnut was **10,655 Sudanese pound per Kantar**, which is an increase by **12.49 percent** compared to the previous month (April). This increase is due to the low supply from previous season and high cost of inputs, accompanied by large demand from local and export markets. The average price of raw groundnut was higher by **373.14 percent** compared to the same month of the previous year. The average price of raw groundnut was higher by **1116 percent** compared to the five years average of May.



By States



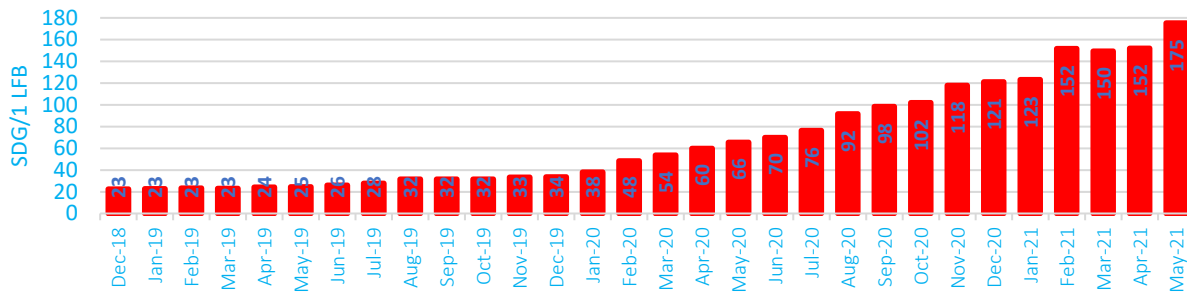
In May, the groundnut prices were increased in all states compared to the previous month, except Kassala and North Darfur, where it remained stable. It sharply increased in Red Sea (**53.3 percent**), White Nile (**37.1 percent**), Central Darfur (**20.8 percent**), East Darfur (**12.6 percent**), West Kordofan (**10.9 percent**), South Darfur (**9.5 percent**), West Darfur (**8.6 percent**), North Kordofan (**8.5 percent**), Blue Nile (**8.4 percent**) and slightly in South Kordofan (**3.9 percent**).

During **May 2021**, groundnut prices increased by **276 to 443 percent** in all states compared to the same month of the previous year (see the chart in Annex 1 on page 8). Groundnut prices have shown sharp increases by **924 to 1,981 percent** compared to the average prices for the past five years of May.

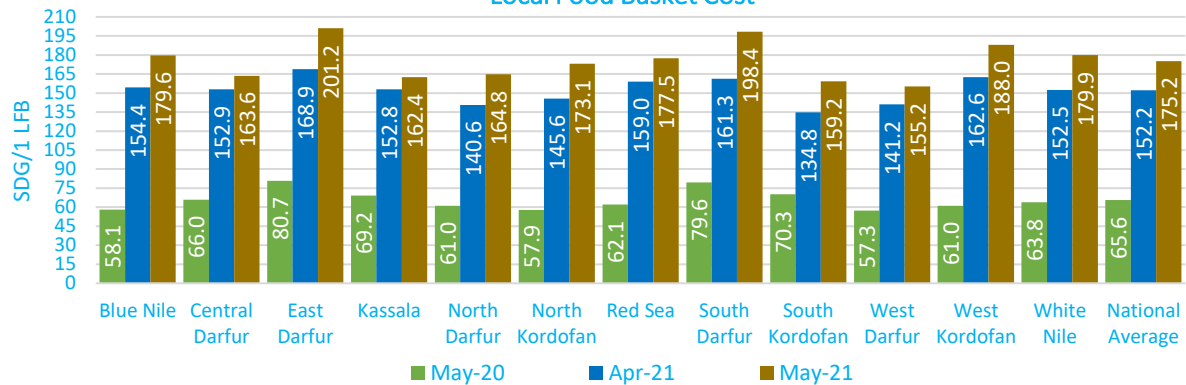
Cost of WFP Local Food Basket (LFB)

- In May 2021, the average cost of WFP local food basket is slightly decreased by **15.14 percent** compared to the previous month and increased to **175.25** Sudanese pounds. The cost of WFP local food basket increased by **167.2 percent** compared to the same month of the previous year.
- In May 2021, the highest cost of local food basket was recorded in East Darfur (**SDG 201.2**) followed by South Darfur (**SDG 198.4**), while the lowest cost was recorded in West Darfur (**SDG 155.2**).

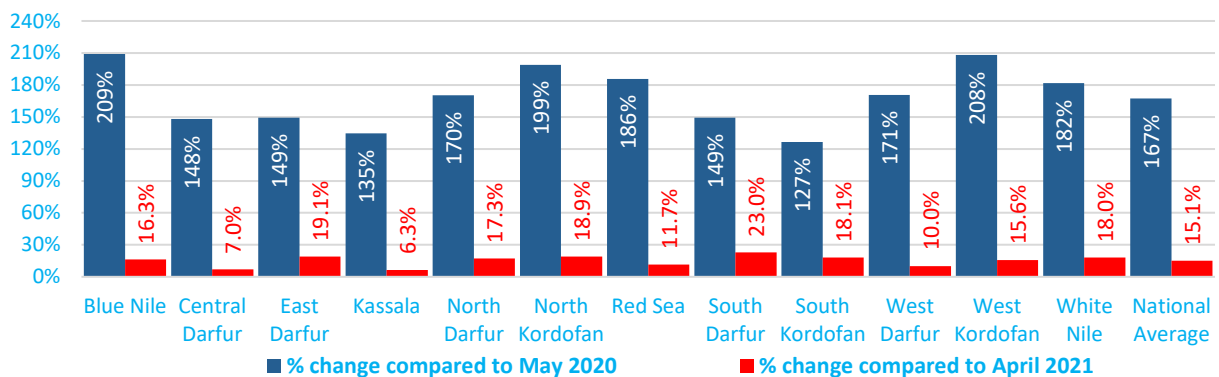
Trend of WFP Local Food Basket Cost



Local Food Basket Cost

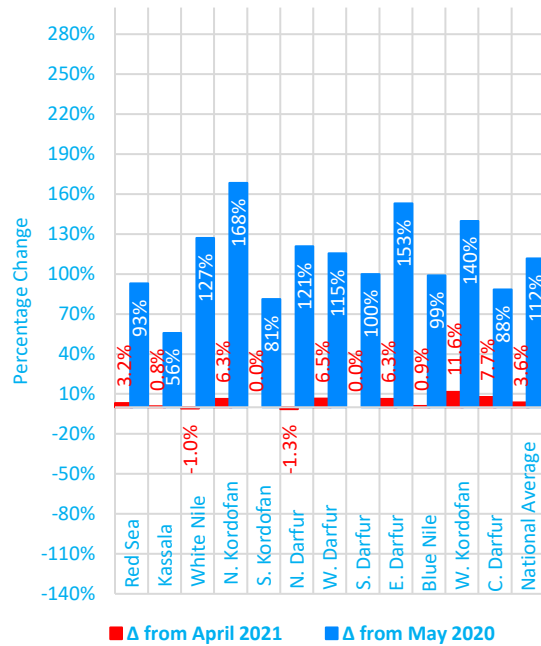


Variation of LFB Cost of May 2021 compared to May 2020 and April 2021

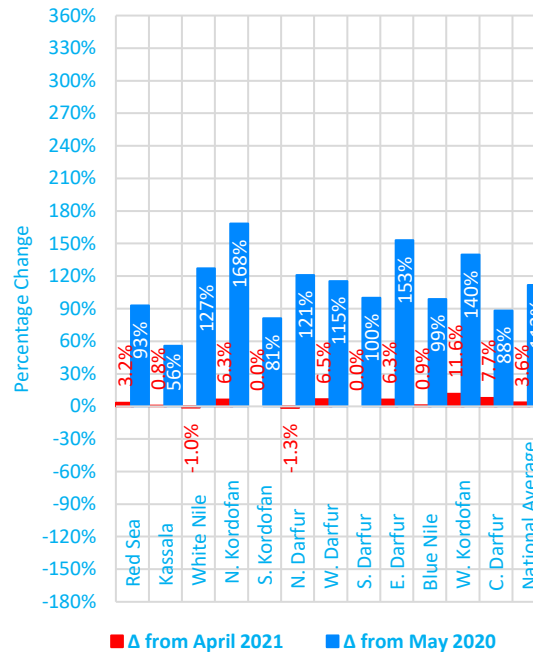


Annex 1: The Percentage Change of Sorghum, Goat and Groundnut Prices Compared to the April 2021 & May 2020

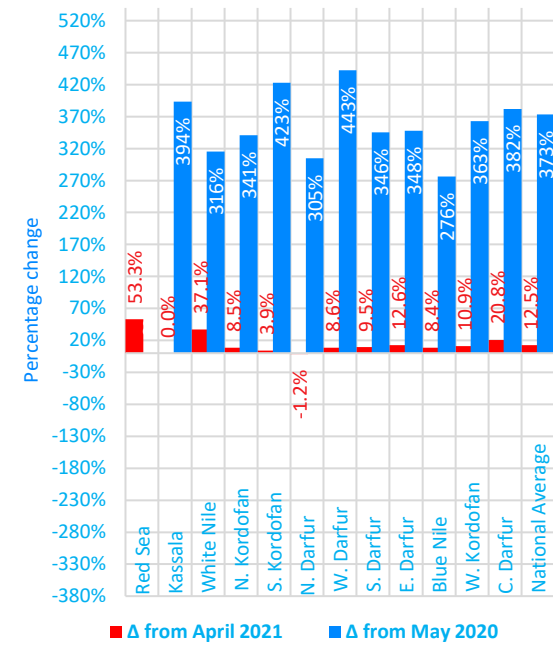
Variation of Sorghum Prices, by states



Variation of Sorghum Prices, by states






Variation of Groundnut Prices, by states

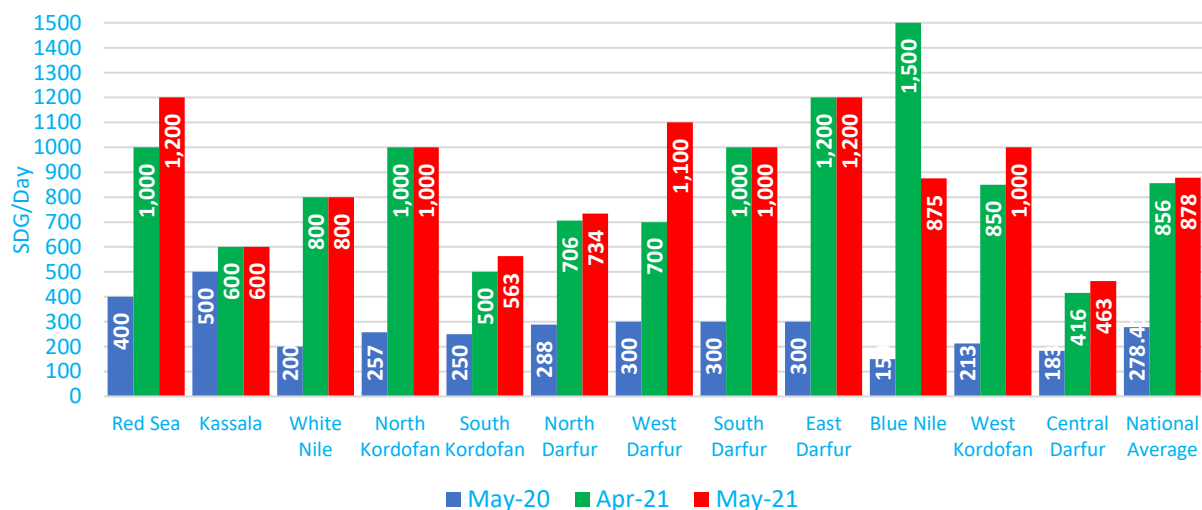


Annex 2: Change in the retail prices of the cash-based transfer (CBT) food Items:

Commodity	Unit	May-21	Apr-21	May-20	Change of retail price compare to previous month	Change of retail prices compare to same month - last year
Sorghum	SDG/Kg	103.36	94.01	50.58	↑ 10%	↑ 104%
Onion	SDG/Kg	113.33	129.17	51.92	↓ -12%	↑ 118%
Vegetable Oil (groundnut)	SDG/litre	1,089.42	861.58	236.58	↑ 26%	↑ 360%
Cow Meat	SDG/Kg	1,613.33	1,088.75	426.50	↑ 48%	↑ 278%
Goat_Sheep Meat	SDG/Kg	1,949.17	1,354.17	532.83	↑ 44%	↑ 266%
Powder Milk	SDG/Kg	2,059.50	1,846.83	893.33	↑ 12%	↑ 131%
Dry Tomatoes	SDG/Kg	590.92	499.17	136.67	↑ 18%	↑ 332%
Sugar	SDG/Kg	294.00	276.04	94.17	↑ 7%	↑ 212%
Pulses - Fabi bean	SDG/Kg	543.75	435.33	188.25	↑ 25%	↑ 189%
Iodized salt	SDG/Kg	145.83	126.67	37.00	↑ 15%	↑ 294%
Wheat Flour	SDG/Kg	299.25	272.21	94.00	↑ 10%	↑ 218%

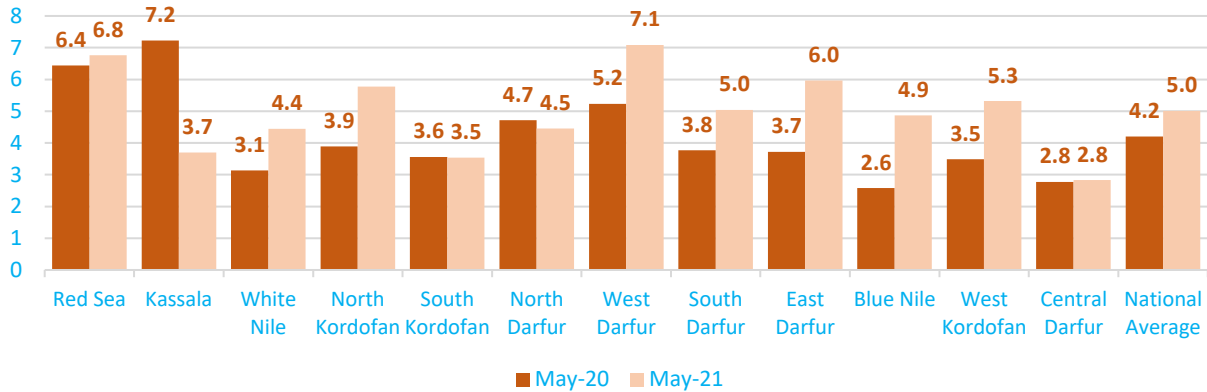
 Increase if % > +2
 Stable if % between -2 and +2
 Decrease if % < -2

Annex 3: Casual Labor Wage - Daily Rate (SDG/Day)

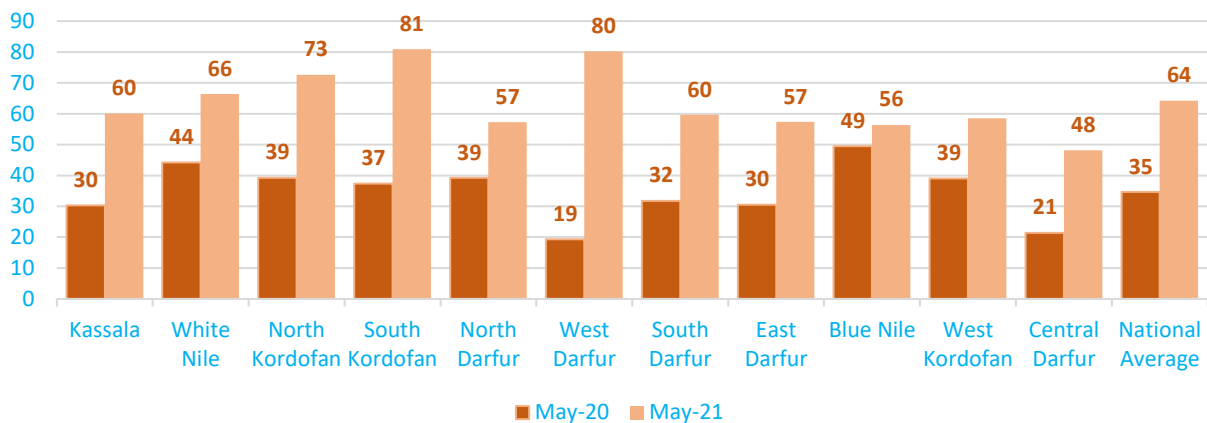


Annex 4: Terms of Trade

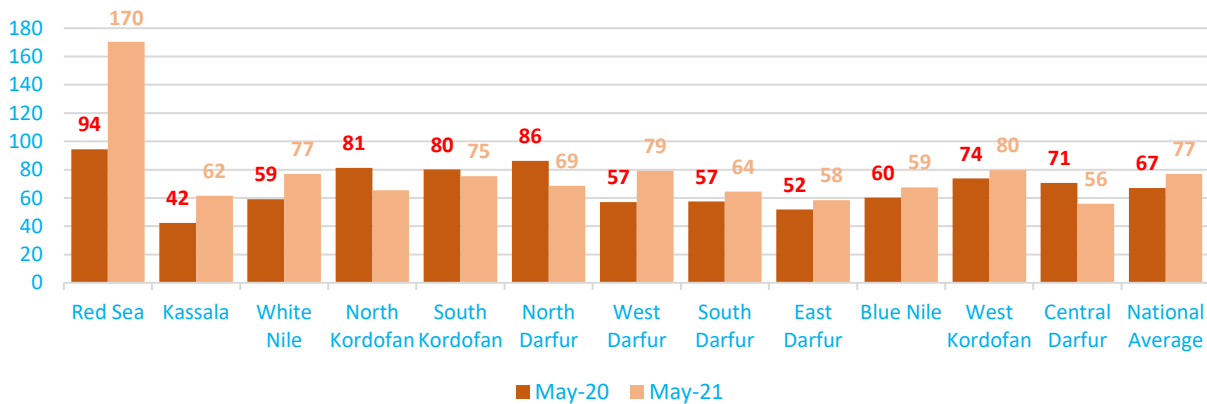
Casual Labor Wage - Daily Rate versus VAM LFB



Groundnut (1 sack of 45Kg) versus VAM LFB

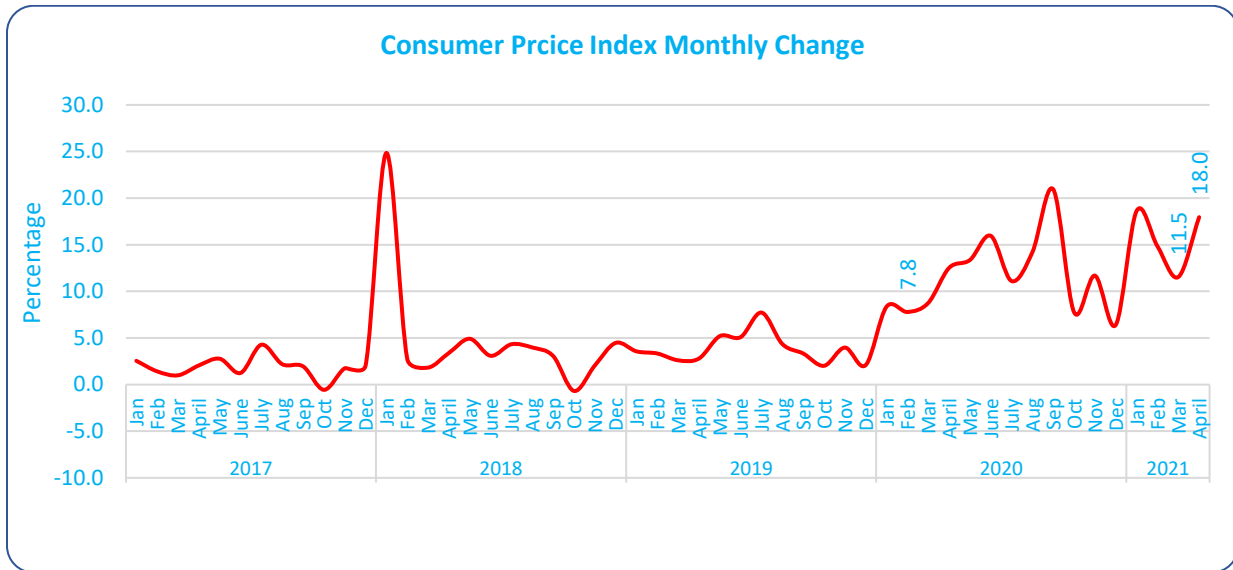


Goat (one medium size) versus VAM LFB



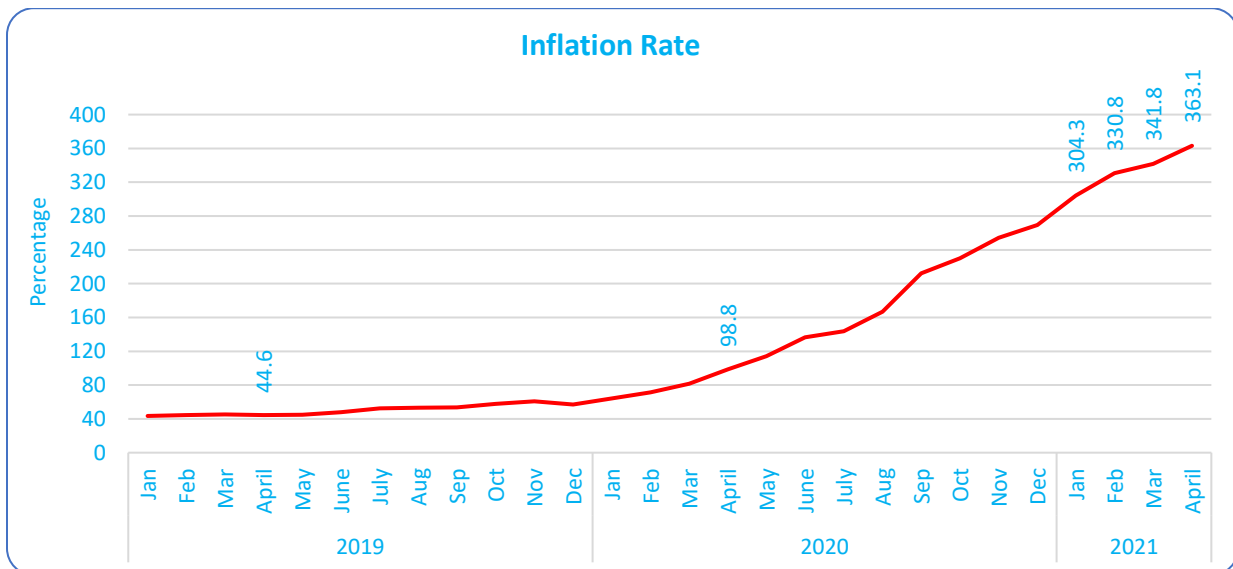
Annex 5: Sudan Inflation Rate - Consumer Price Index (CPI1):

(Source: SUDAN CENTRAL BUREAU OF STATISTICS)



The monthly percentage change of Consumer Price Index (CPI):

In **April 2021**, the amount that consumer paid for a basket of goods and services increased by **18.00** percent compared to what he paid for the same basket in **March 2021**.



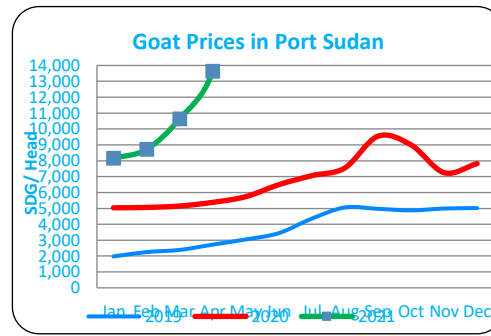
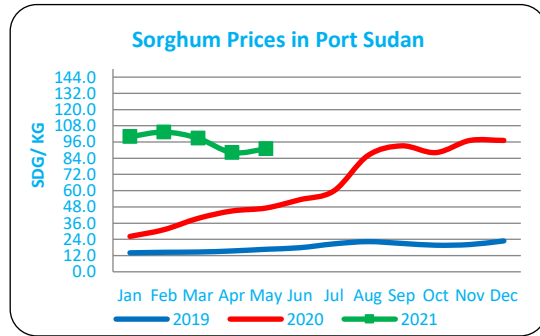
Inflation Rate:

In **April 2021**, the amount that consumer paid for a basket of goods and services increased by **363.1** percent compared to what he paid for the same basket in **April 2020**

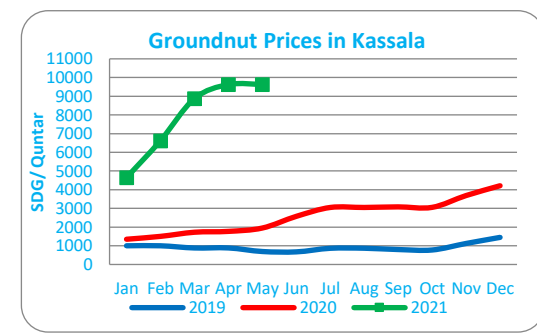
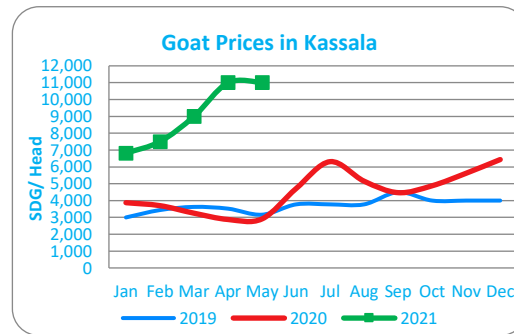
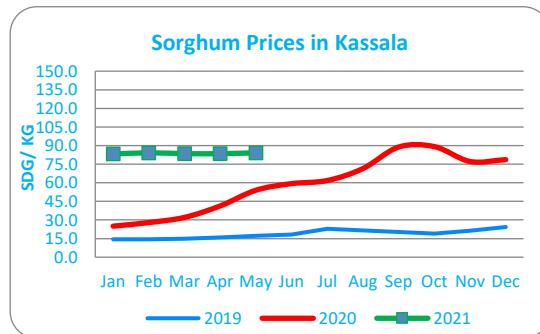
¹ **Consumer Price Index (CPI):** The Consumer Price Index measures the average change in prices over time that consumers pay for a basket of goods and services.

Annex 6: Sorghum, Goat and Groundnut Price Trends by States

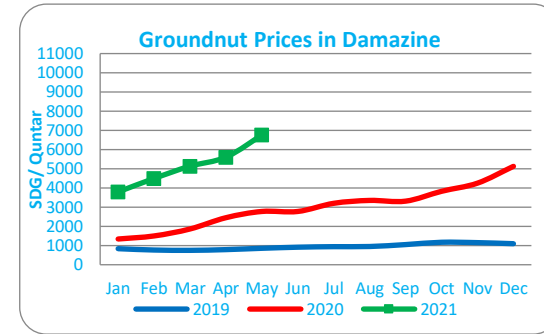
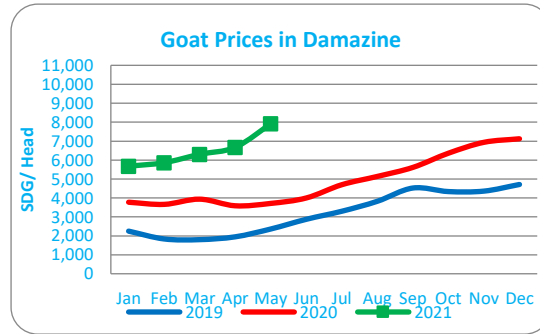
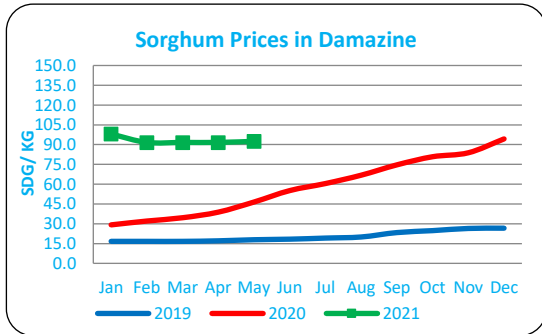
Red Sea



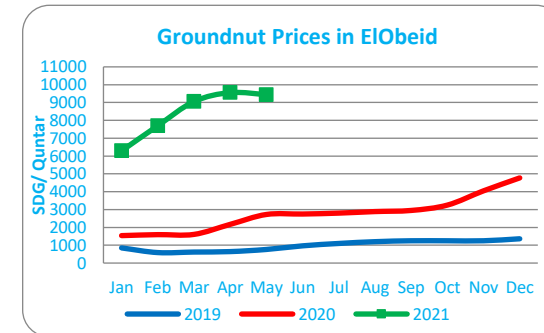
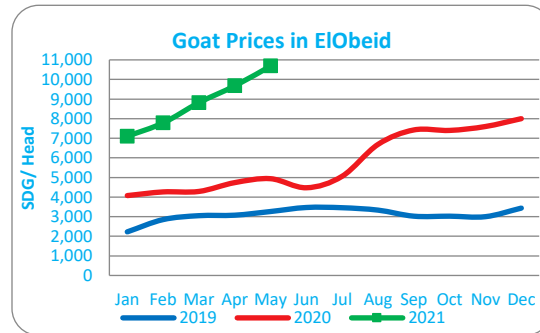
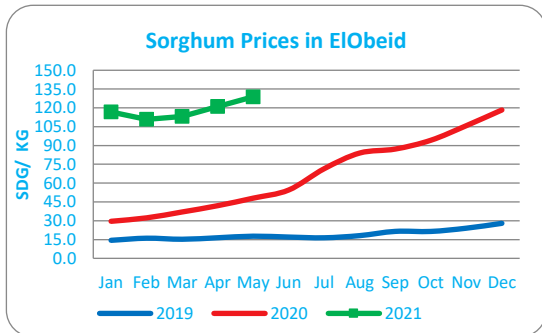
Kassala



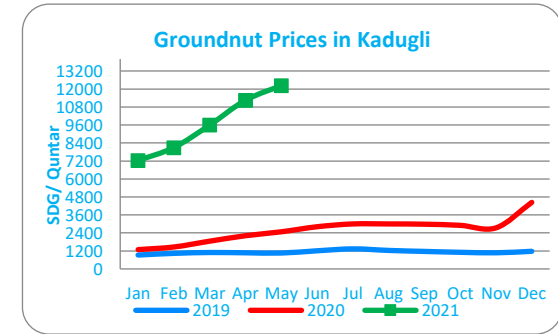
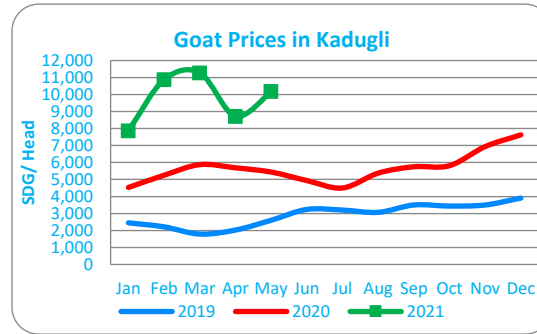
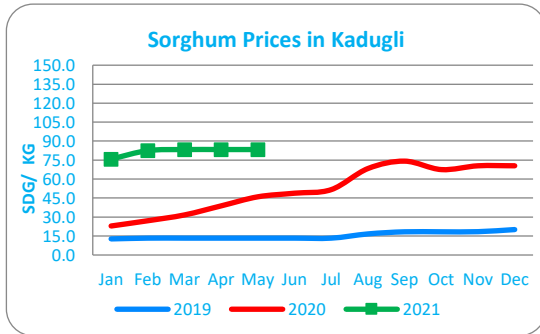
Blue Nile



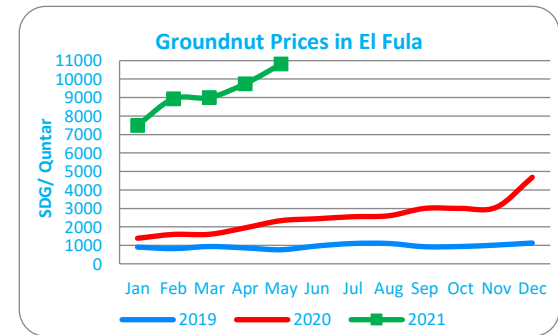
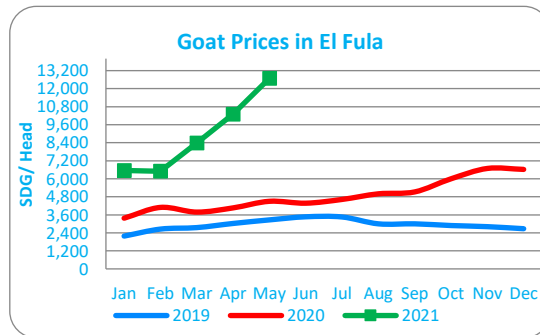
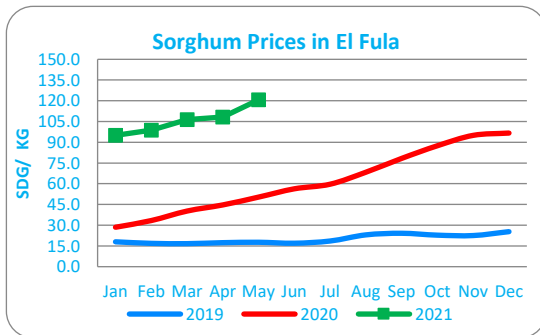
North Kordofan



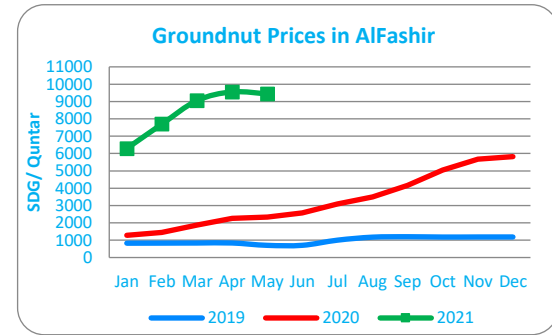
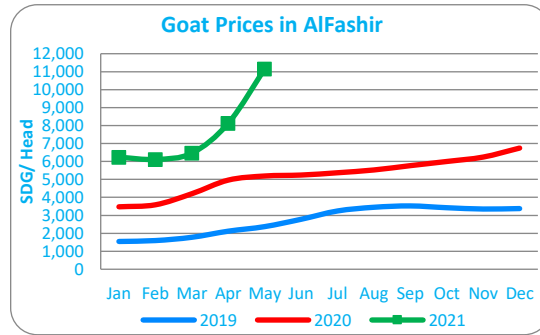
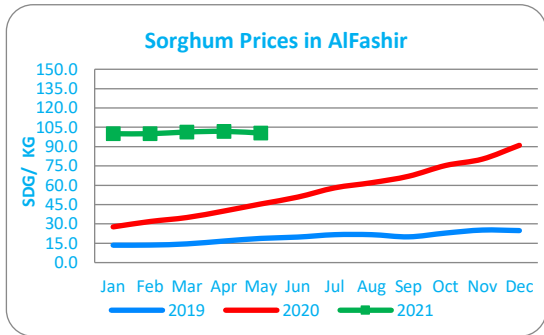
South Kordofan



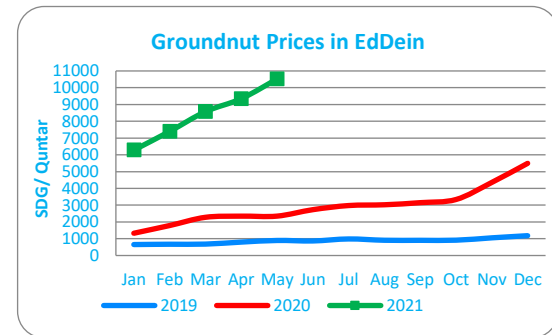
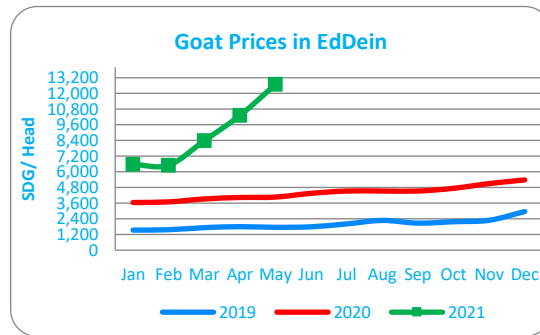
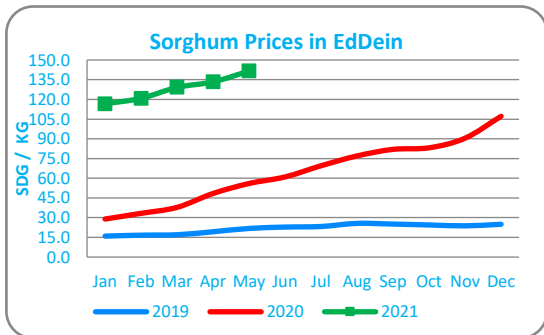
West Kordofan



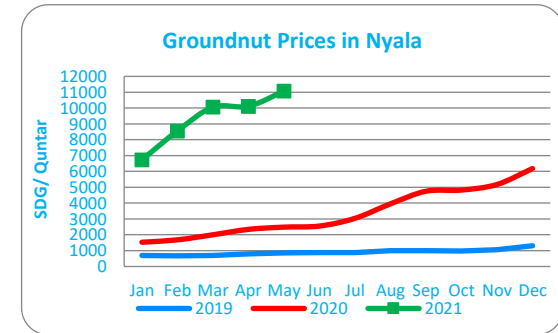
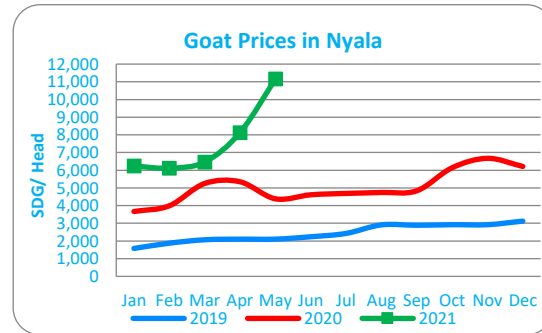
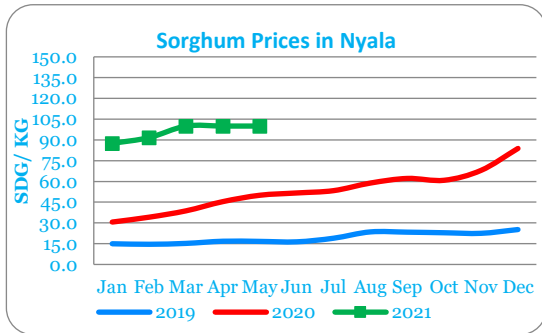
North Darfur



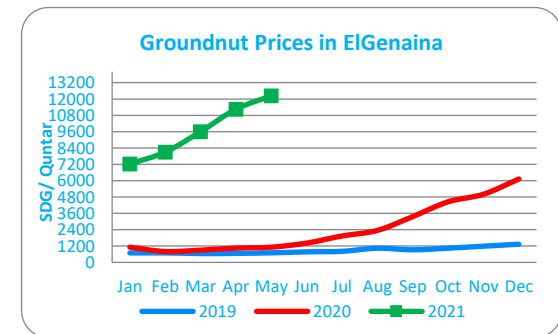
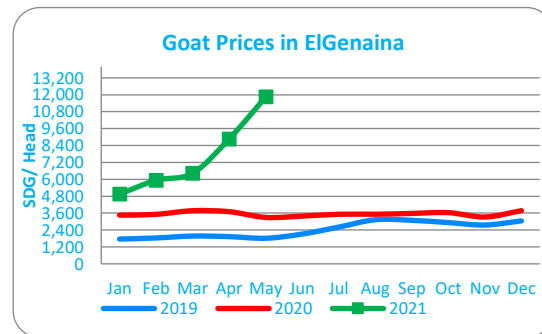
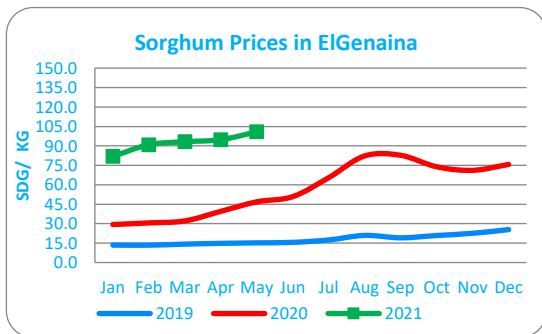
East Darfur



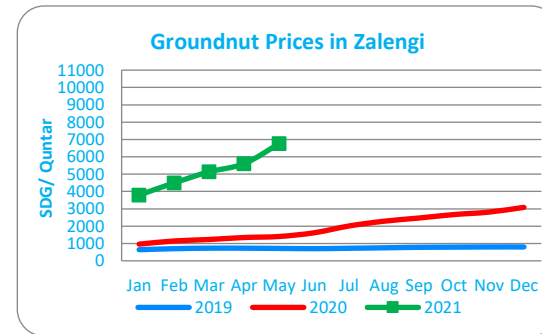
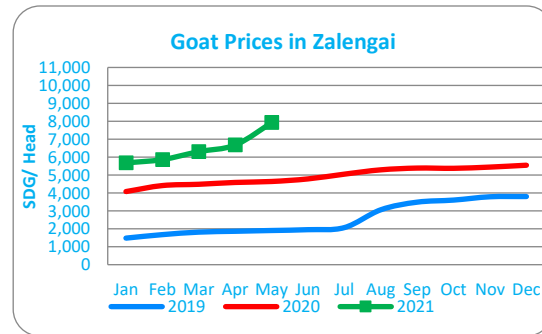
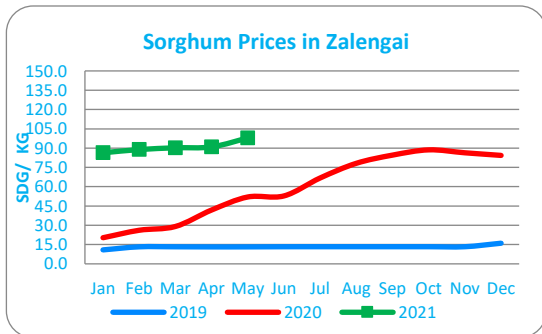
South Darfur



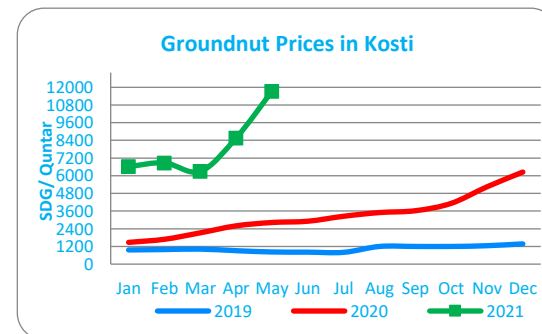
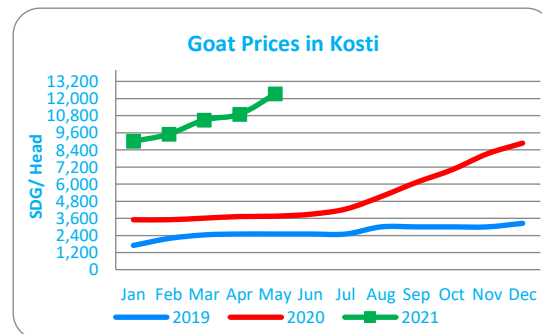
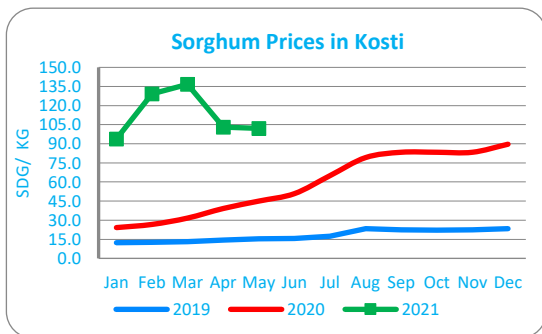
West Darfur



Central Darfur



White Nile



National Average Prices

