

WFP Market Monitor - Sudan

June 2022

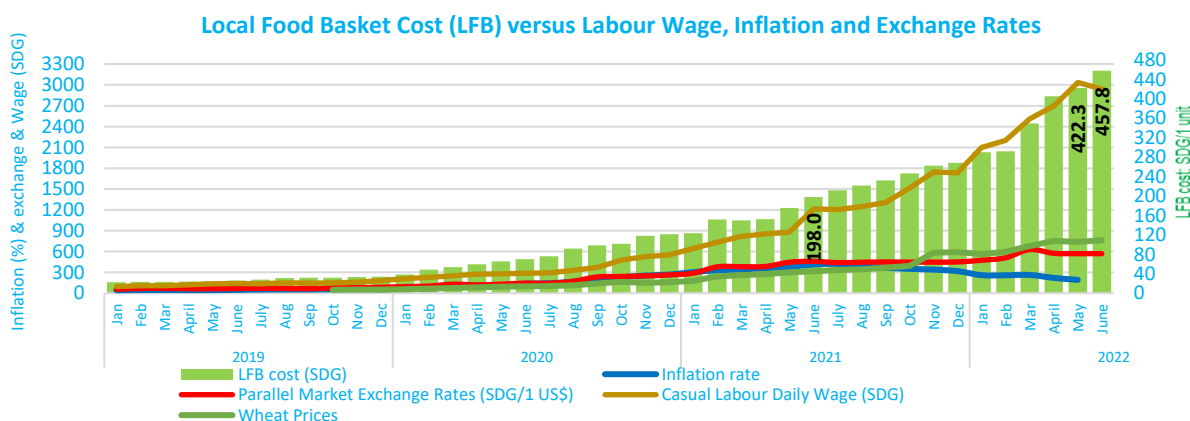
Highlights

- The national average retail price of sorghum was **SDG304.4/Kg**, which is an increase of **8.52%** compared to the previous month.
- The national average retail price of Wheat flour was **SDG762.2/Kg**, which is an increase of **3.11%** compared to the previous month.
- The national average retail price of the goat was **SDG23,144/head**, which is an increase of **8.34%** compared to the previous month.
- The national average retail price of groundnut was **SDG14,032/sack**, which is a decrease of **2.03%** compared to the previous month.
- The national average cost of the WFP local food basket was **SDG457.8**, which is an increase of **8.4%** compared to the previous month.

Food Security Outlook

In **June 2022**, the official foreign exchange rate was around **SDG446.35/1US\$**, while the average parallel one was **570SDG/1US\$**, while the commercial banks' average rate was around **566SDG/1 US\$**. The inflation rate showed a decrease in May 2022 (**192.21 percent**) compared to **220.71 percent** in April 2022, while the monthly percentage change in the consumer price index (CPI) was **+6.8 percent** compared to **+4.17 percent** in April. The WFP local food basket cost (LFB) increased to **SDG457.8** in June compared to **SDG422.3** in May 2022.

The average casual labor daily wage rate has decreased to **SDG2,942**, which is a decrease of **3.04 percent** compared to **May 2022** while it was higher by **142.7 percent** compared to the same period of the previous year (**June 2021**). On the other hand, there was sustained food insecurity and economic crisis which is expected to continue for the ongoing lean season, which is far below the previous season's harvest. The sorghum price in Al-Gadaref Auction Market is slightly increased by **1.0 percent** compared to the previous month (May 2022) and **131.8 percent** compared to the previous year (June 2021). As a result, the prices of crops and foods are expected to maintain their increasing trends during the ongoing lean season, June – September 2022.



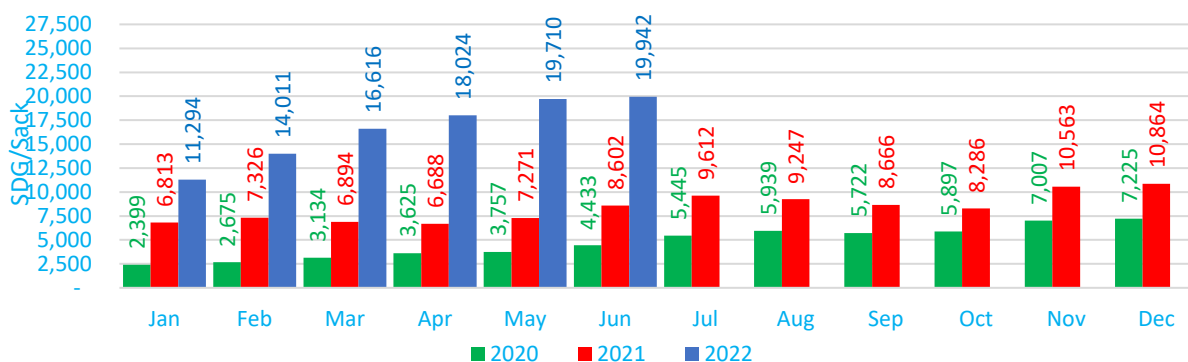
Prices of Basic Food Items and WFP Local Food Basket Cost

Commodity	Unit of Measurement	Current	Previous month		1 year before	
		SDG	SDG	% Change	SDG	% Change
Sorghum	KG	304.4	280.5	↑ 8.52%	113.17	↑ 168.98%
Wheat flour	KG	762.2	739.2	↑ 3.11%	315.75	↑ 141.39%
Goat	Head	23,144	21,363	↑ 8.34%	15,073	↑ 53.55%
Groundnut	Sack (45 KG)	14,032	14,323	↓ -2.03%	12,216	↑ 14.87%
Local Food Basket	Unit	457.8	422.34	↑ 8.40%	198	↑ 131.21%

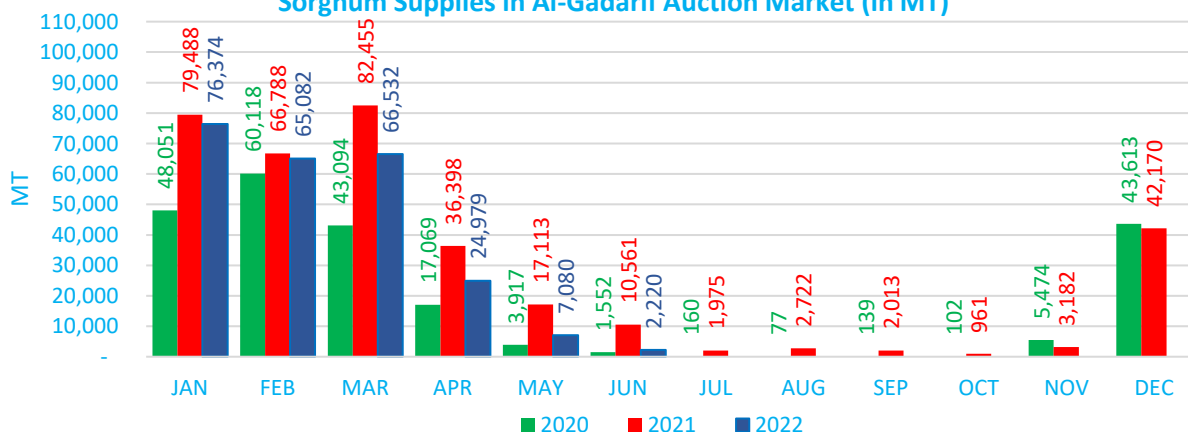
Sorghum Prices and Supplies in Al-Gadaref Auction Market

In **June 2022**, the average price of sorghum in El-Gadaref Auction market was **SDG19,942 per 90Kg sack**, which is an increase of **1.0 percent** compared to the previous month, while it was **131.8 percent** higher compared to the same period of the previous year. The total supply of sorghum to the auction market during **June 2022** dropped to **MT2,220** compared to **MT10,561** in **June 2021**, which is a decrease of **79.0 percent**.

Average Sorghum Price in ElGadaref Auction Market



Sorghum Supplies in Al-Gadaref Auction Market (in MT)



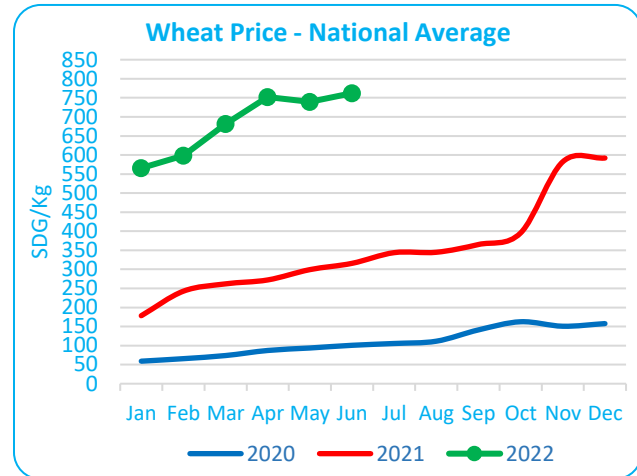
Commodities Prices in WFP Areas



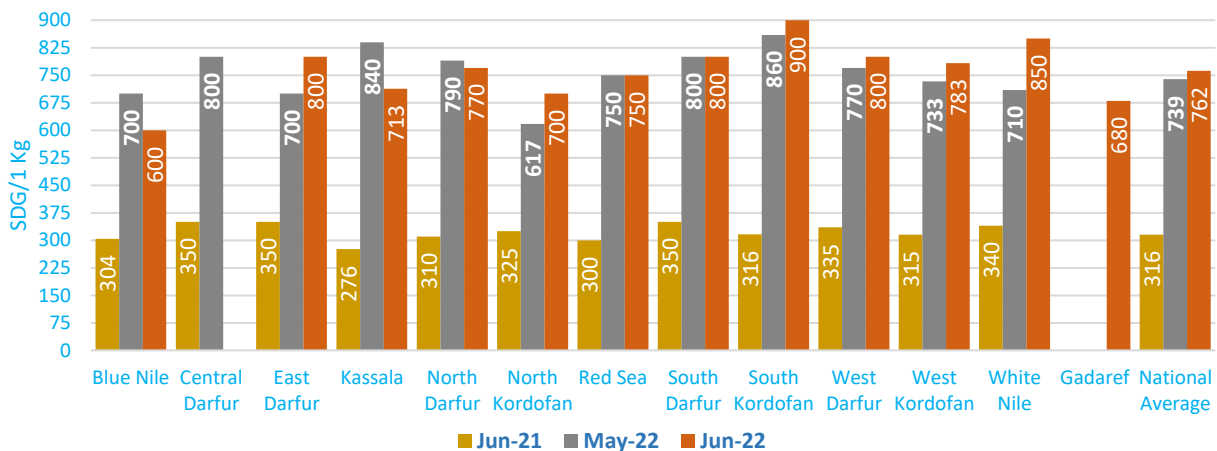
Wheat Flour

National

In **June 2022**, the average retail price of wheat flour was **762.2 SDG per Kg**, which is an increase of **3.11 percent** compared to **May 2022**. The main drivers of the high wheat prices were the high cost of imported and locally produced one, below-average harvest, and lower than average production of substitutes (sorghum and millet) in the previous season. The average retail price of wheat was **141.39 percent** higher than the same month of the previous year.



By States



In June 2022, the wheat flour retail prices increased in 6 out of 11 states, decreased in 3, and were stable in 2 compared to the previous month. It was sharply increased in White Nile (**19.7 percent**), East Darfur (**14.3 percent**), and North Kordofan (**13.5 percent**), while it slightly increased in West Kordofan (**6.8 percent**), South Kordofan (**4.7 percent**) and West Darfur (**3.9 percent**). It sharply decreased in Kassala (**15.1 percent**), Blue Nile (**14.3 percent**), and slightly in North Darfur (**2.5 percent**). It was stable in South Darfur and Red Sea.

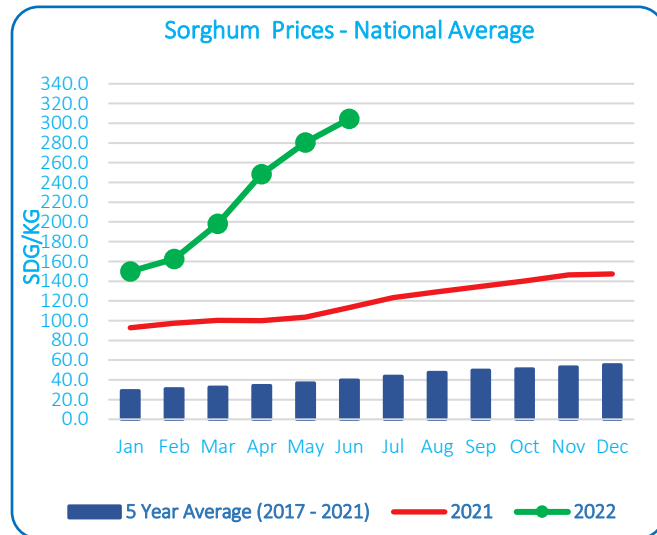
Compared to June 2021, the highest increase in the wheat flour price was recorded in South Kordofan (**185 percent**) while the lowest increase was recorded in Blue Nile (**97 percent**).



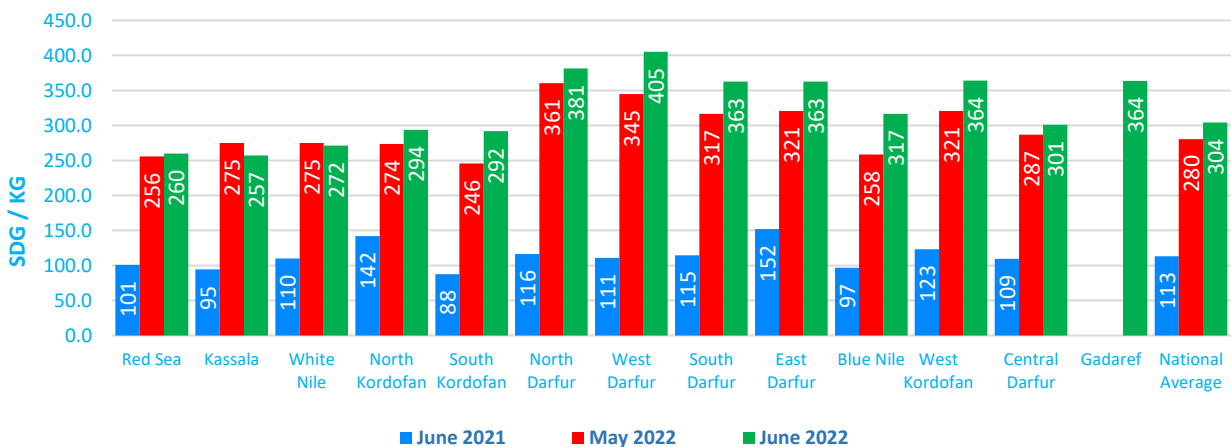
Sorghum

National

In June 2022, the national average retail price of sorghum was **304.4 SDG/Kg**, which is an increase of **8.52 percent** compared to **May 2022**. This increase was due to the high cost of production and the below-average harvest from the previous season (2021/2022). The average retail price of sorghum was higher by **169.0 percent** compared to the same period of the previous year, while it was **729 percent** higher than the average for the past five years of June.




By States



In **June 2022**, retail sorghum prices have increased in **all** states compared to the previous month, except in Kassala and White Nile were decreased by **6.5** and **1.3 percent**, respectively. It sharply increased in Blue Nile (**22.6 percent**), South Kordofan (**18.6 percent**), West Darfur (**17.5 percent**), South Darfur (**14.5 percent**), West Kordofan (**13.4 percent**), East Darfur (**13.0 percent**), While it slightly increased in North Kordofan (**7.4 percent**), North Darfur (**5.8 percent**) and Central Darfur (**4.9 percent**) and Red Sea (**1.6 percent**) compared to the previous month.

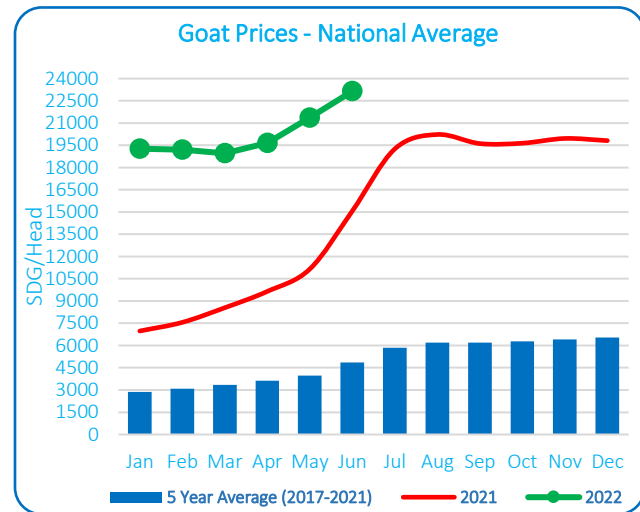
Compared to the same period of the previous year, the highest increase in the sorghum price was recorded in West Darfur (**265 percent**), while North Kordofan showed the lowest increase (**107.0 percent**) (see the chart in Annex 1 on page 8). It was higher in all states by **610 to 1045 percent** compared to the average price for the past five years of June.



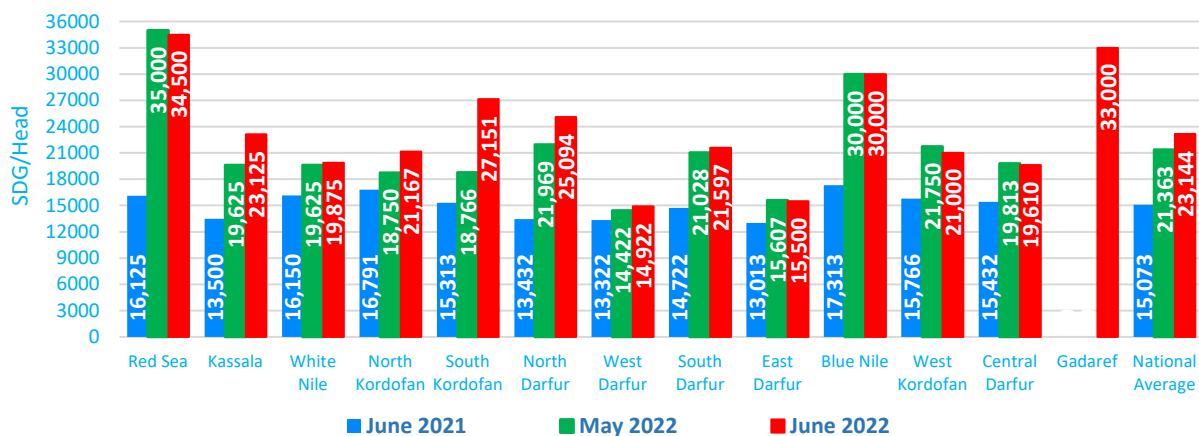
Goat

National

In June 2022, the average retail price of a goat increased to **23,144SDG per head**, which is an increase of **8.34 percent** over the previous month. The average price increased by **53.55 percent** compared to the same month of the previous year. This increase is mainly attributed to the onset of the rainy season where the supply of goats usually decreases during rainy seasons and the high demand due to the Eid Aladha. The average goat price is higher by **376 percent** compared to the five years average of June.



By States



In June 2022, the retail price for goats increased in **7** out of **12** states compared to the previous month. It sharply increased in South Kordofan (**44.9 percent**), North Darfur (**14.2 percent**), North Kordofan (**12.9 percent**), Kassala (**7.8 percent**), while it slightly increased in West Darfur (**3.5 percent**), South Darfur (**2.7 percent**) and White Nile (**1.3 percent**). It slightly decreased in West Kordofan (**3.4 percent**), Red Sea (**1.4 percent**), Central Darfur (**1.0 percent**) and East Darfur (**0.7 percent**), while it was stable in Blue Nile.

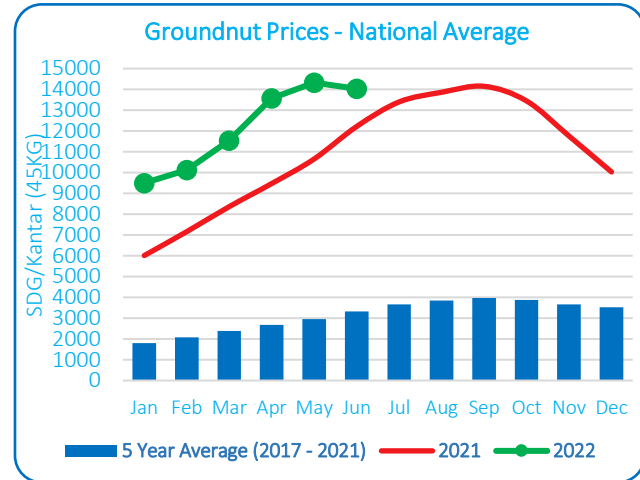
The highest increase in the retail price of goats compared to the same month of the previous year was recorded in Red Sea (**114 percent**), while the lowest increase was recorded in West Darfur (**12.0 percent**). Goat prices increased by **264 to 531 percent** compared to the five years average of June.



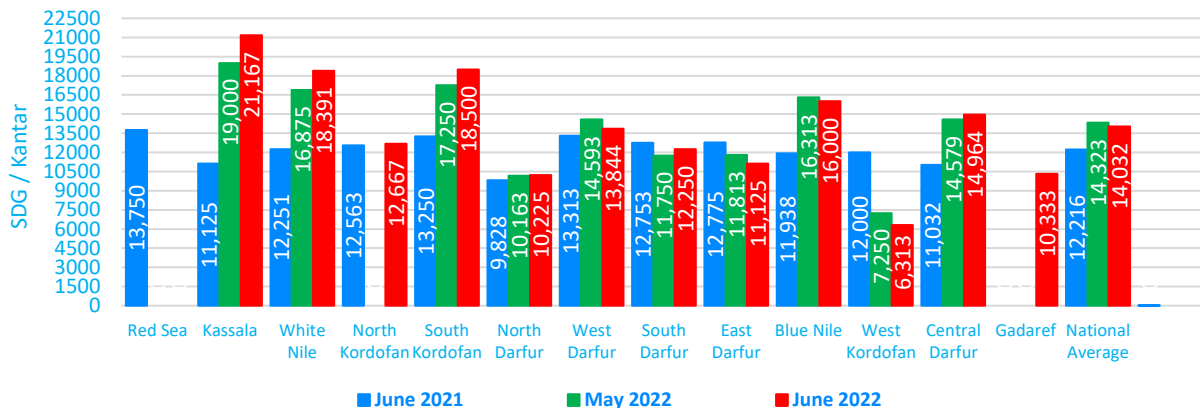
Groundnuts

National

In June, the average retail price of raw groundnut was **14,032 Sudanese pounds per Kantar**, which is a decrease of **2.03 percent** compared to the previous month (May 2022). This decrease is attributed to the cultivation of the new season crop which is expected to be harvested in October 2022. The average retail price of groundnut was higher by **14.87 percent** compared to the same month of the previous year. The national average price was higher by **322 percent** compared to the five years average of June.



By States



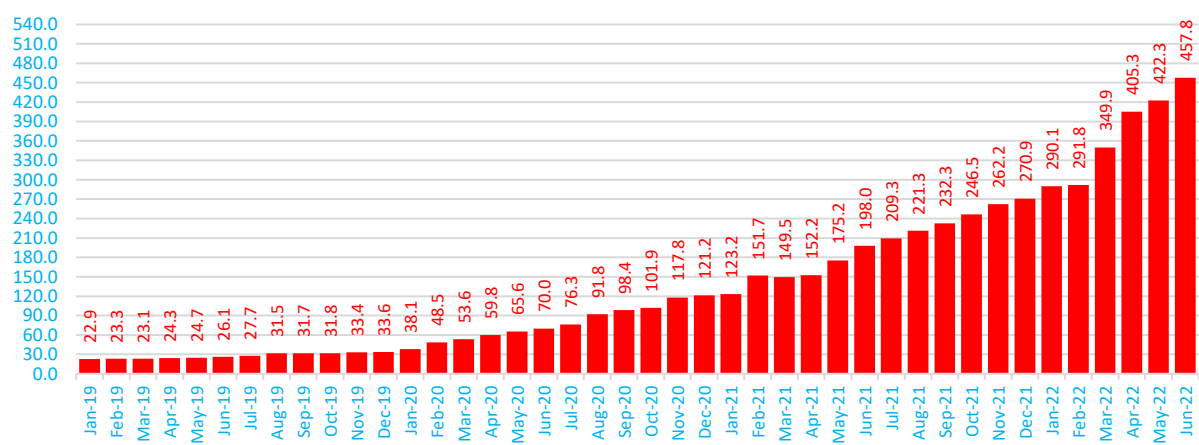
In June 2022, the groundnut retail prices were increased in **6 out of 10** states compared to the previous month. It sharply increased in Kassala (**11.4 percent**), White Nile (**9.0 percent**), South Kordofan (**7.2 percent**), while it slightly increased in South Darfur (**4.3 percent**), Central Darfur (**2.6 percent**) and North Darfur (**0.6 percent**). It sharply decreased in West Kordofan (**12.9 percent**), while it slightly decreased in East Darfur (**5.8 percent**), West Darfur (**5.1 percent**) and Blue Nile (**1.9 percent**).

In **June 2022**, the largest increase in the groundnut price was recorded in Kassala (**90 percent**) while West Kordofan showed a decrease of **47 percent** compared to the same period of the previous year (see the chart in Annex 1 on page 8). Groundnut prices have shown a sharp increase by **90 to 584 percent** compared to the average five years of June.

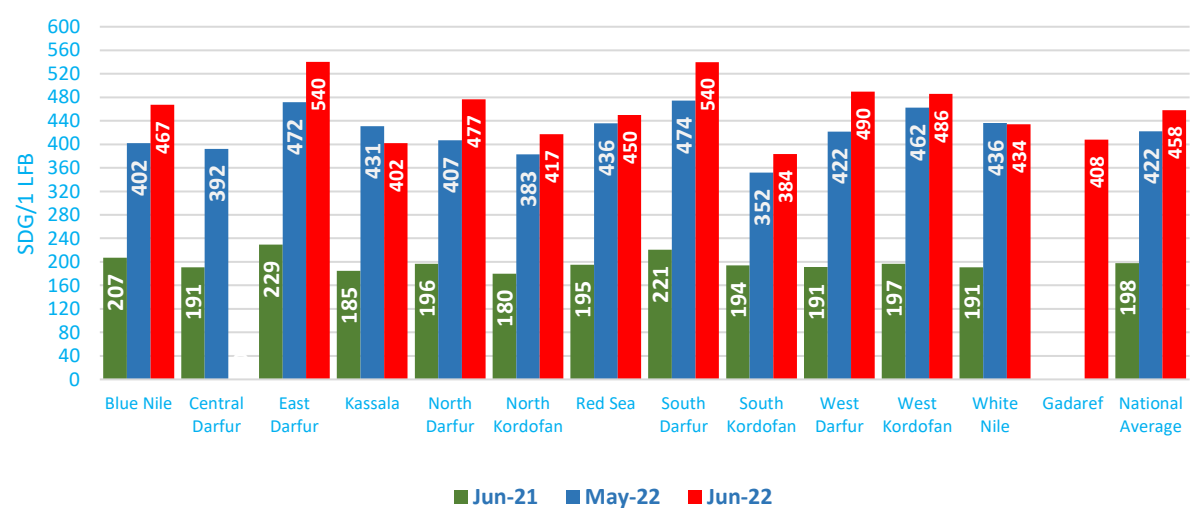
Cost of WFP Local Food Basket (LFB)

- In **June 2022**, the average cost of the WFP local food basket was **457.81** Sudanese pounds, which is an increase of **8.4 percent** compared to the previous month. It increased by **131.0 percent** compared to the same period of the previous year (**June 2021**).
- In **June 2022**, the highest cost of the WFP local food basket was recorded in South Darfur and East Darfur (**SDG540**) followed by West Darfur (**SDG490**), while the lowest cost was recorded in South Kordofan (**SDG384**).

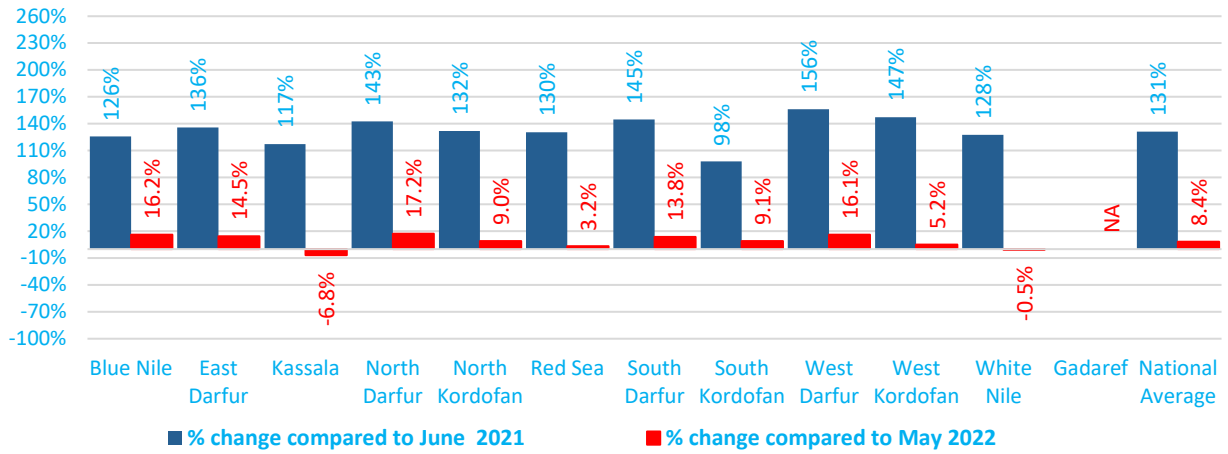
Trend of WFP Local Food Basket Cost



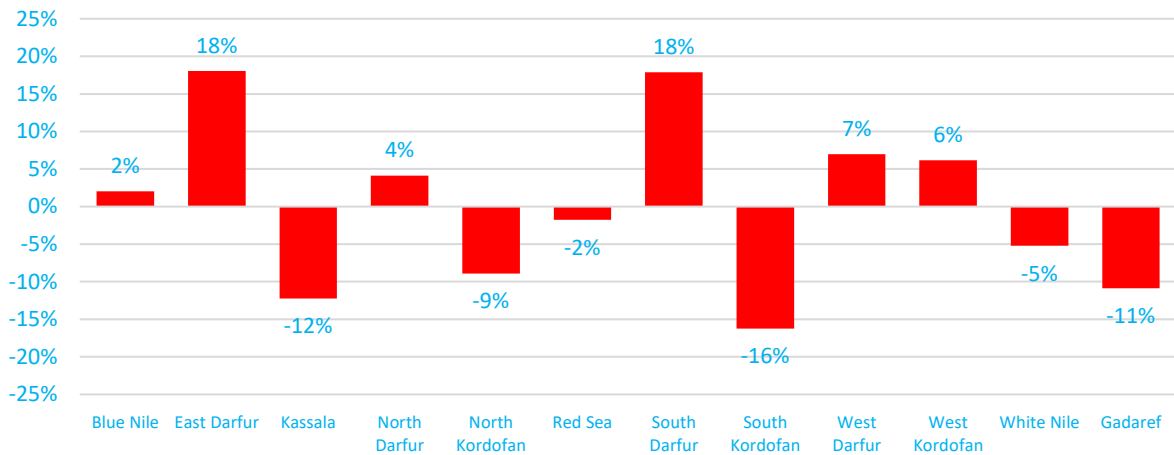
WFP Local Food Basket Cost



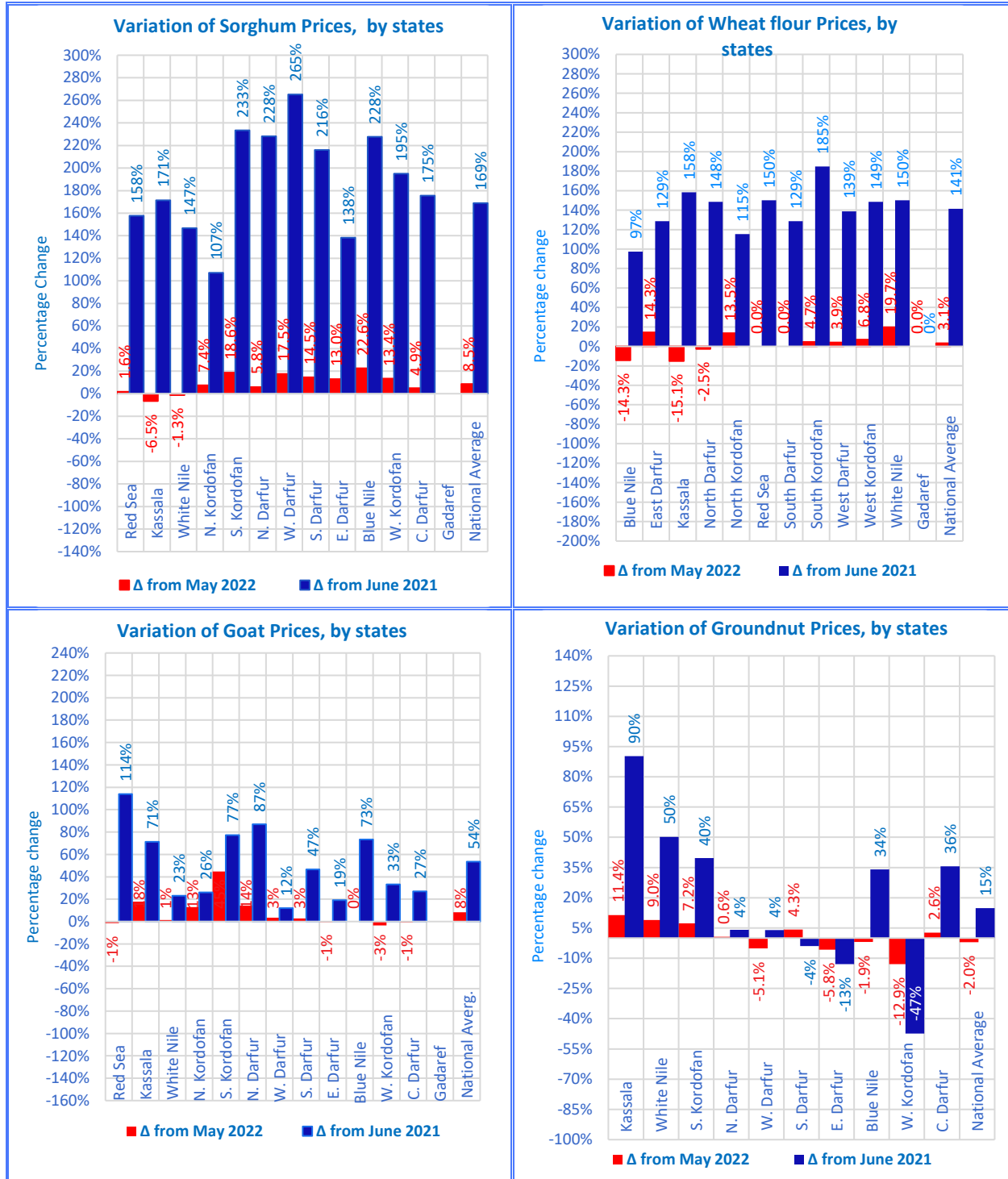
Variation of LFB Cost of June 2022 compared to June 2021 and May 2022



Variation of the Local Food Basket Cost from the National Average - By state






Annex 1: The Percentage Change of Sorghum, Wheat, Goat and Groundnut Prices Compared to the May 2022 & June 2021

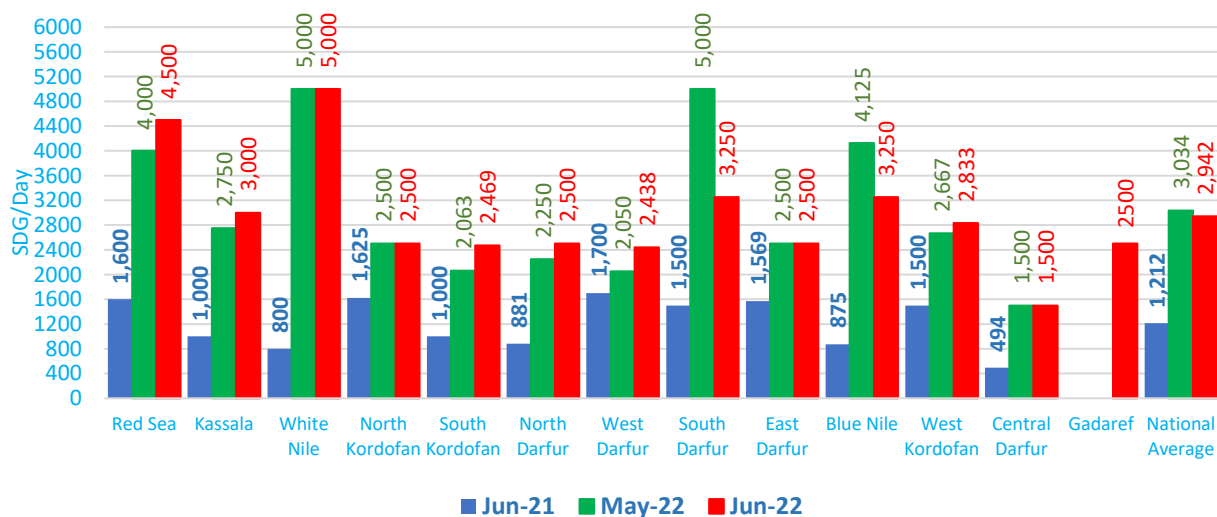


Annex 2: Change in the retail prices of the cash-based transfer (CBT) Food Items:

Commodity	Unit	Jun-22	May-22	Jun-21	Change of retail price compare to previous month	Change of retail prices compare to same month - last year
Sorghum	SDG/Kg	336.75	290.33	114.03	↑ 16.0%	↑ 195%
Onion	SDG/Kg	421.42	385.92	120.83	↑ 9.2%	↑ 249%
Vegetable Oil (groundnut)	SDG/litre	1,499.67	1,442.58	1,155.42	↑ 4.0%	↑ 30%
Cow Meat	SDG/Kg	2,511.83	2,410.00	1,869.58	↑ 4.2%	↑ 34%
Goat_Sheep Meat	SDG/Kg	3,108.17	2,972.17	2,195.00	↑ 4.6%	↑ 42%
Powder Milk	SDG/Kg	5,442.50	5,325.67	2,405.42	↑ 2.2%	↑ 126%
Dry Tomatoes	SDG/Kg	2,249.50	2,110.33	724.08	↑ 6.6%	↑ 211%
Sugar	SDG/Kg	682.75	587.92	329.92	↑ 16.1%	↑ 107%
Pulses - Fabi bean	SDG/Kg	1,384.33	1,192.75	847.25	↑ 16.1%	↑ 63%
Iodized salt	SDG/Kg	342.50	335.00	166.54	↑ 2.2%	↑ 106%
Wheat Flour	SDG/Kg	762.17	755.83	315.75	→ 0.8%	↑ 141%

 Increase if % > + 2
 Stable if % between -2 and +2
 Decrease if % < - 2

Annex 3: Casual Labor Wage - Daily Rate (SDG/Day)

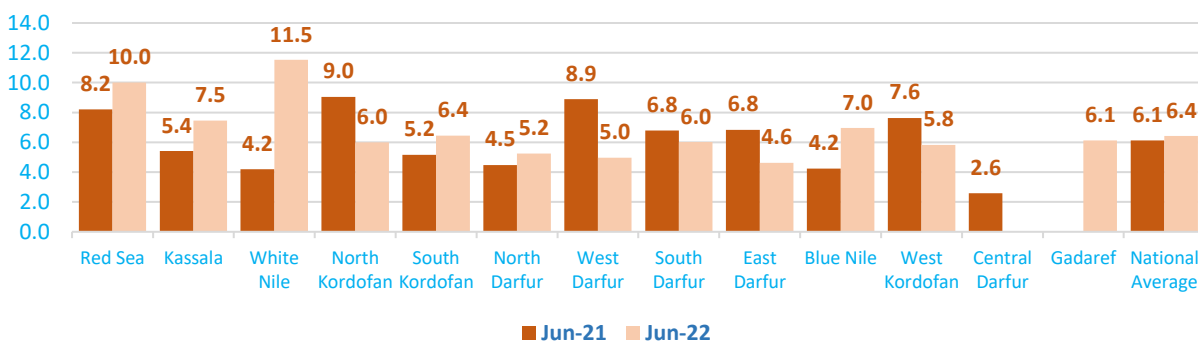


Annex 4: Terms of Trade

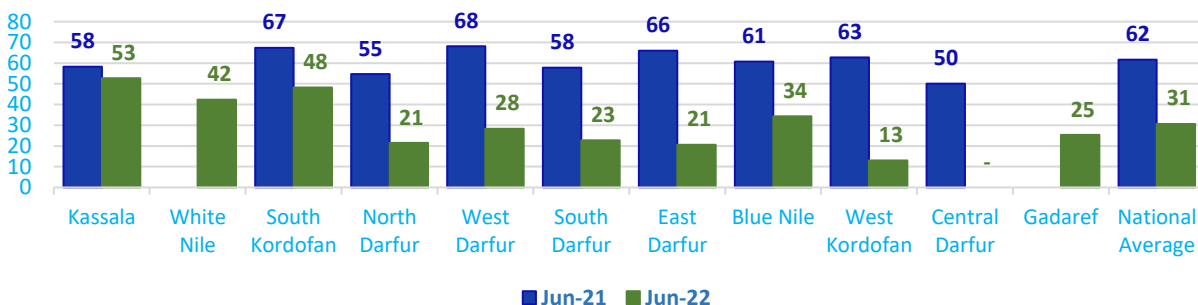
In June 2022, compared to the same period of the previous year:

- There was an improvement in the terms of trade (TOT) between the WFP local food basket and casual labor wages in 6 states, while it slightly deteriorated in 5 states.
- The TOT between WEP LFB and groundnut sharply deteriorated in all states.
- The TOT between WFP LFB and goat has decreased in all states.

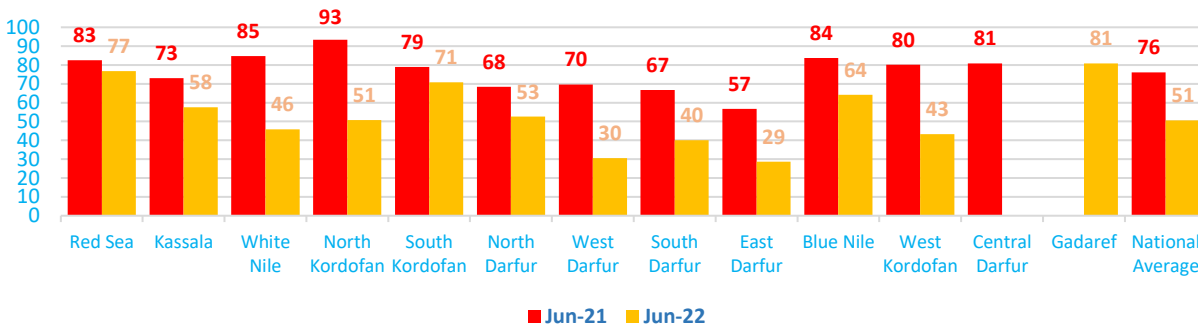
Casual Labor Wage - Daily Rate versus WFP LFB



Groundnut (1 sack of 45Kg) versus WFP LFB



Goat (one medium size) versus WFP LFB

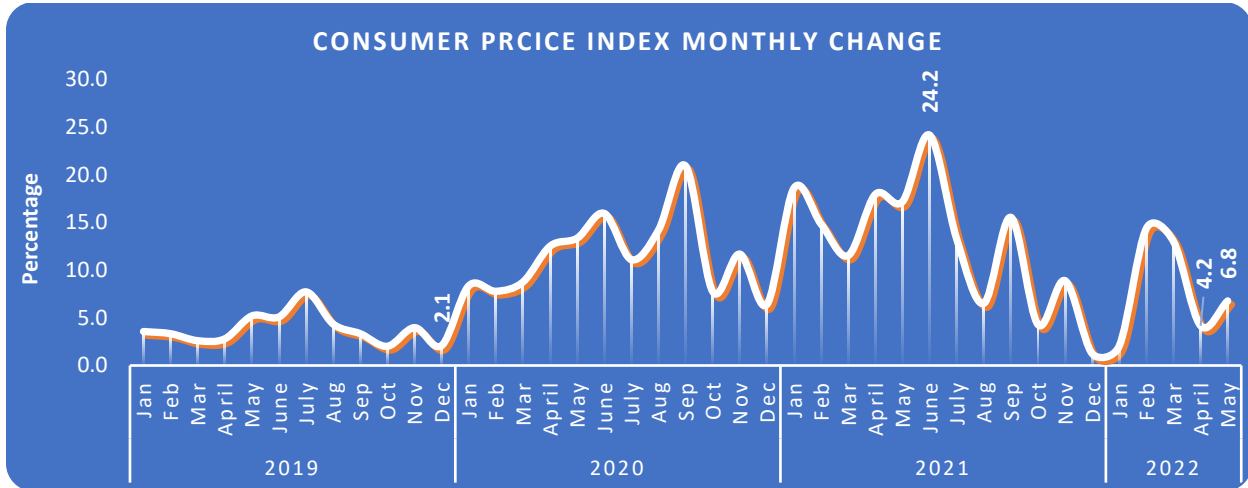


Annex 5: Sudan Inflation Rate in May 2022 - Consumer Price Index (CPI)¹:

(Source: SUDAN CENTRAL BUREAU OF STATISTICS)

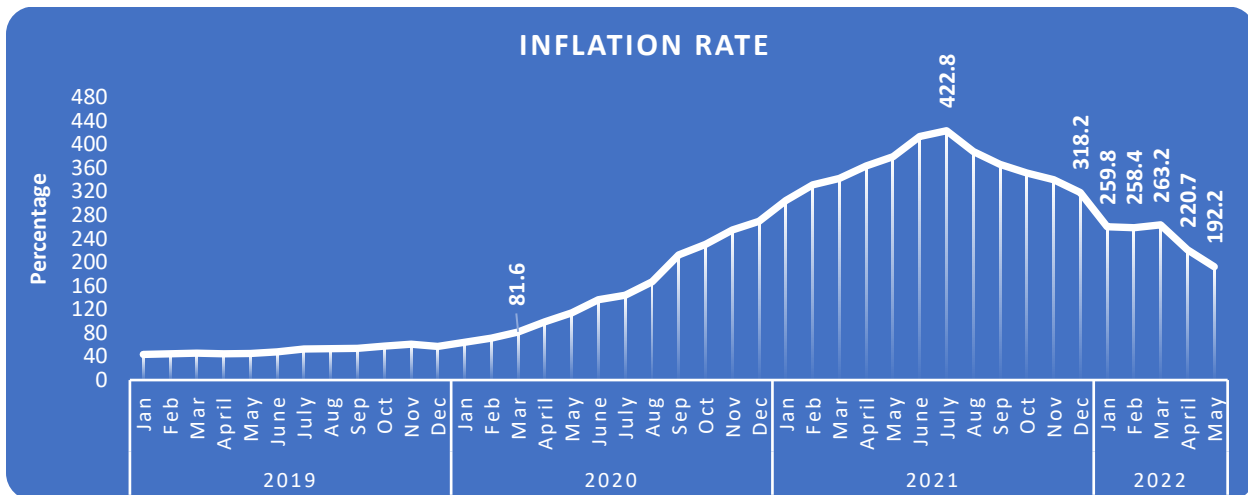
The monthly percentage change of the Consumer Price Index (CPI):

In May 2022, the amount that consumers paid for a basket of goods and services increased by 6.8 percent compared to what they paid for the same basket in April 2022.



Inflation Rate:

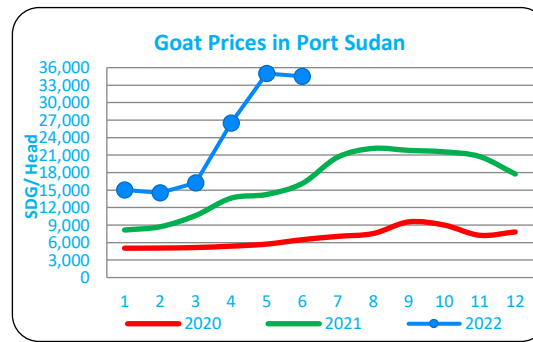
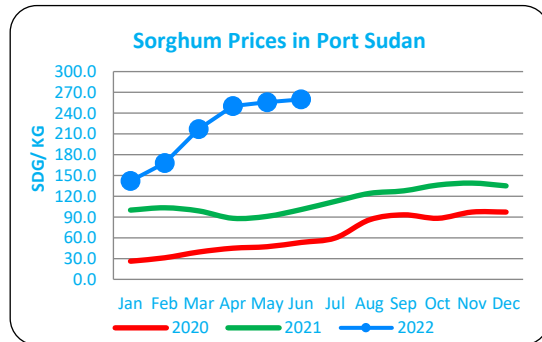
In May 2022, the amount that consumers paid for a basket of goods and services increased by 192.21 percent compared to what they paid for the same basket in May 2021.



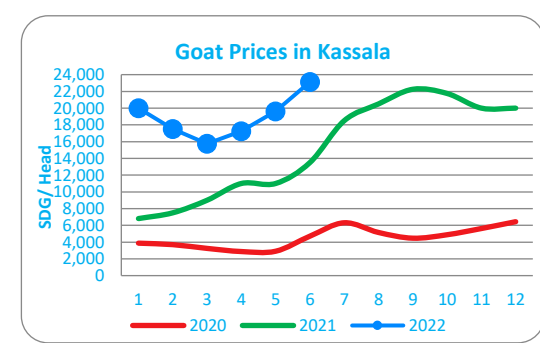
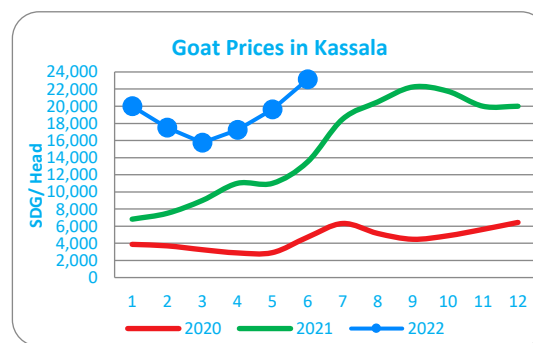
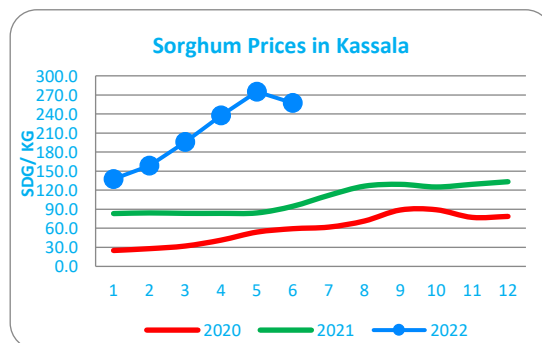
¹ *Consumer Price Index (CPI): The Consumer Price Index measures the average change in prices over time that consumers pay for a basket of goods and services.*

Annex 6: Sorghum, Goat and Groundnut Price Trends by States

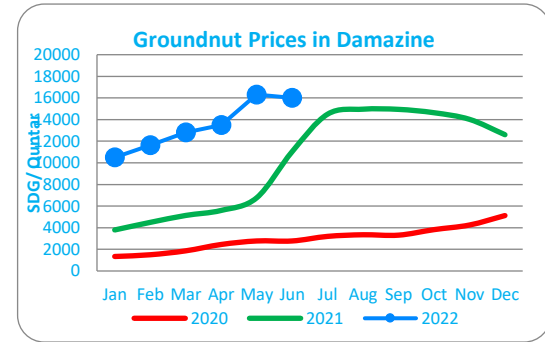
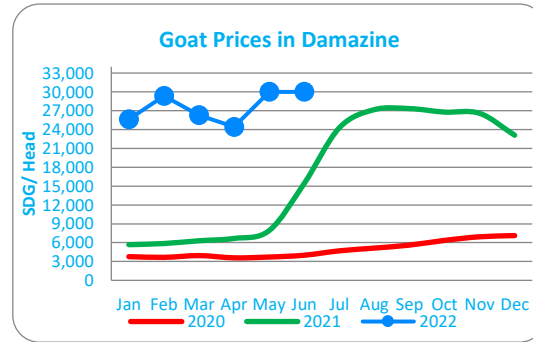
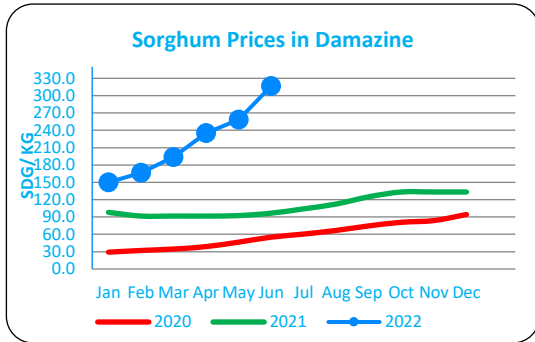
Red Sea



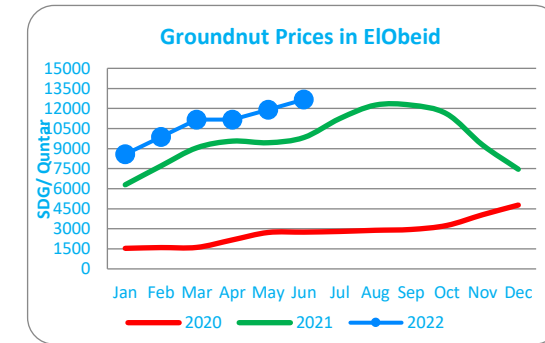
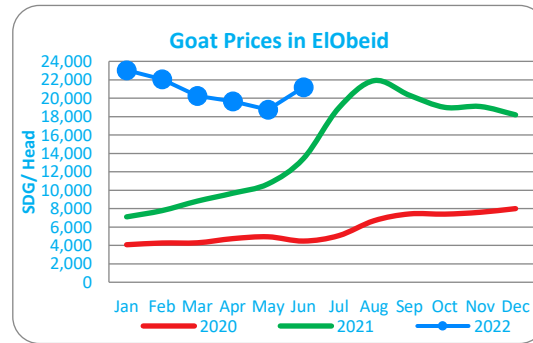
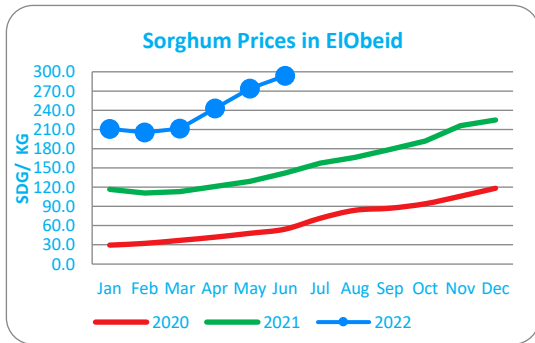
Kassala



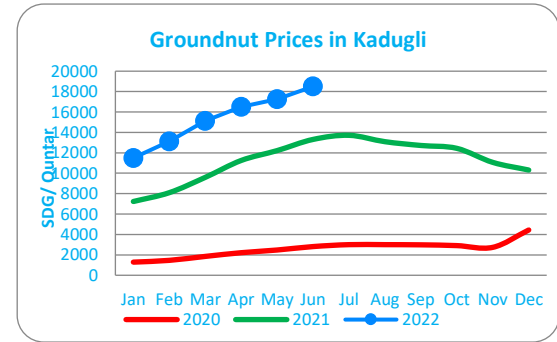
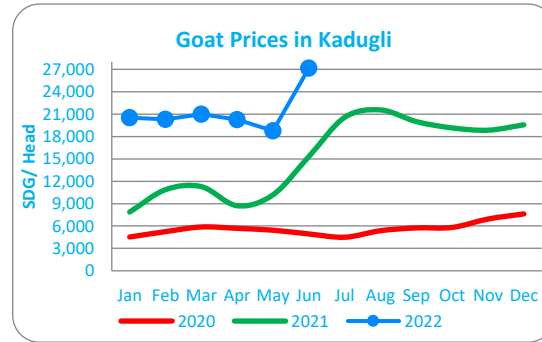
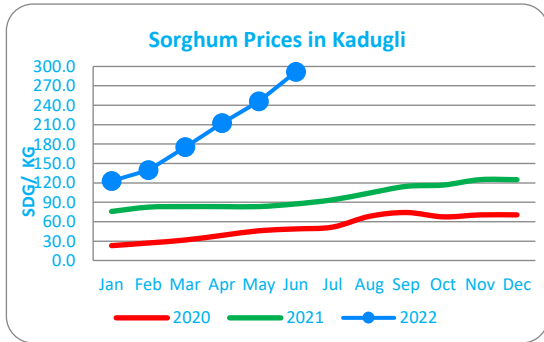
Blue Nile



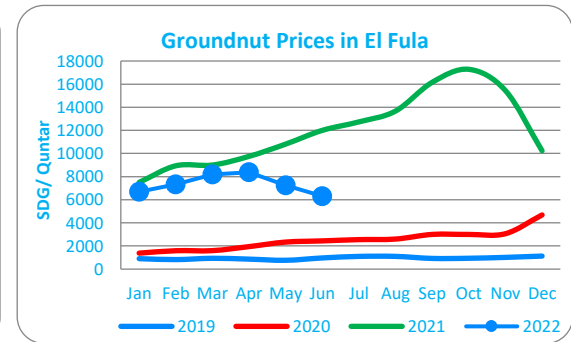
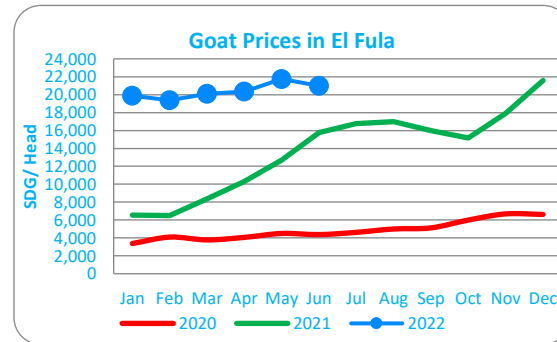
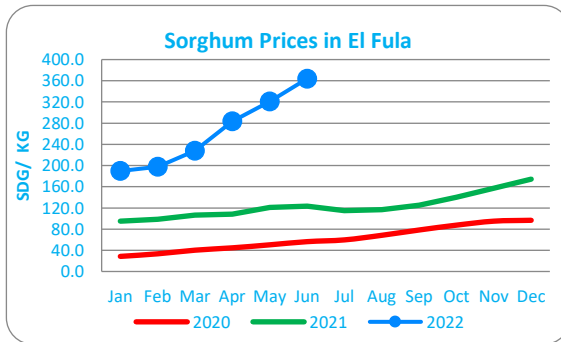
North Kordofan



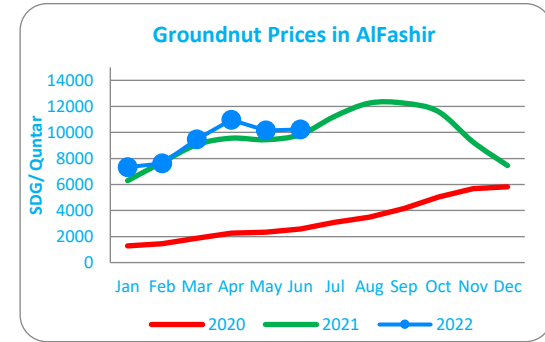
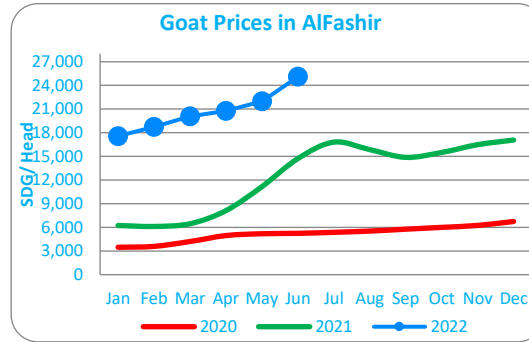
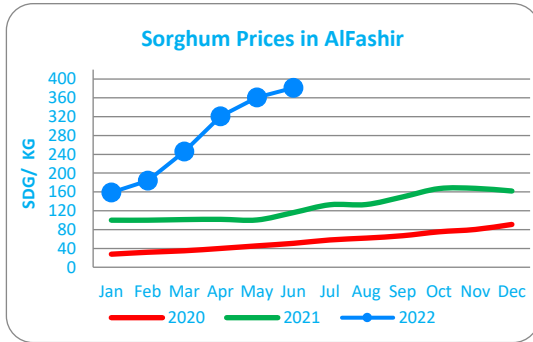
South Kordofan



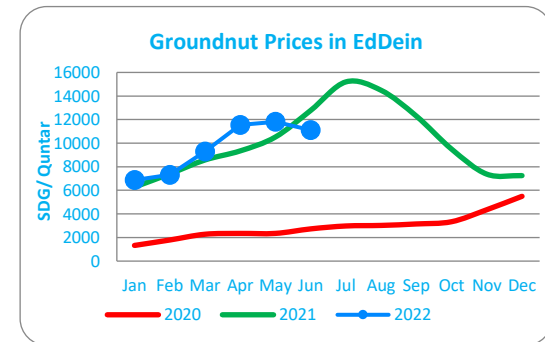
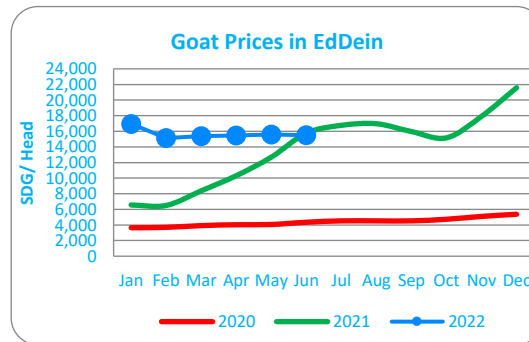
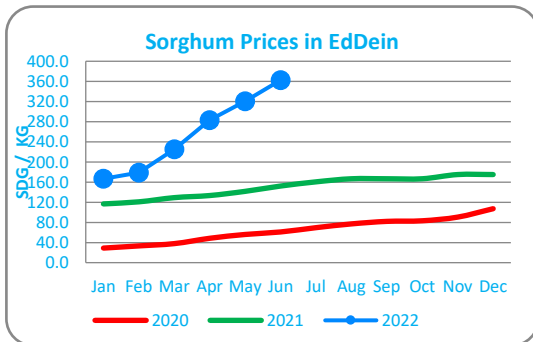
West Kordofan



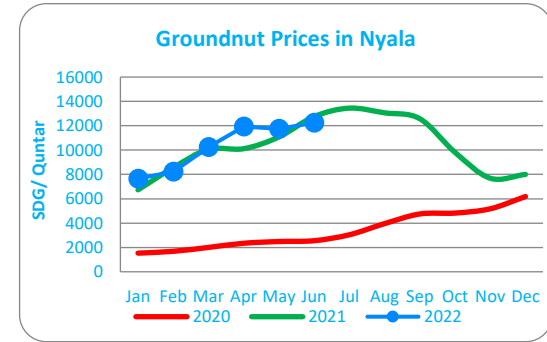
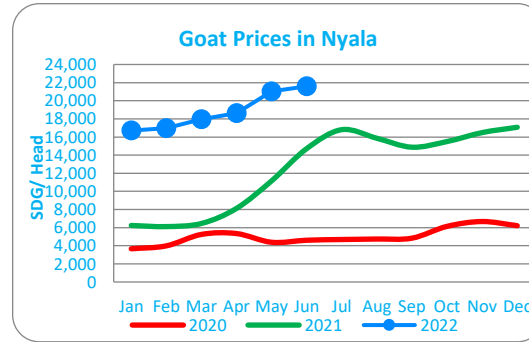
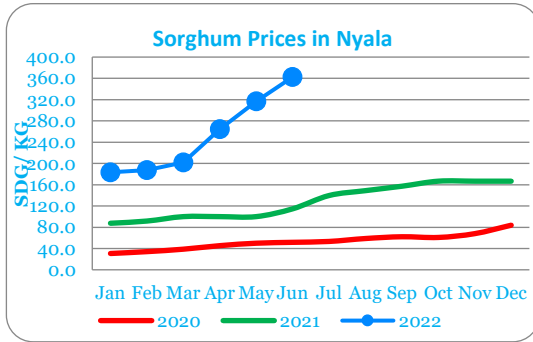
North Darfur



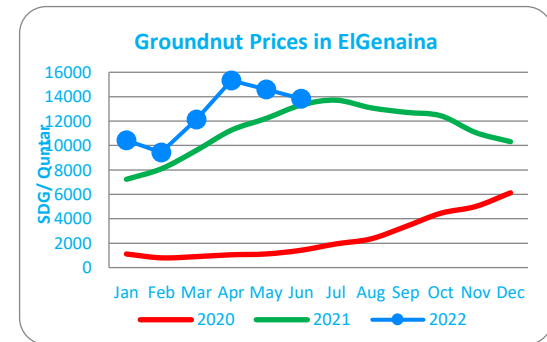
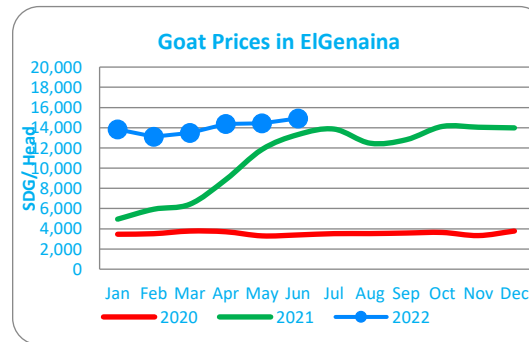
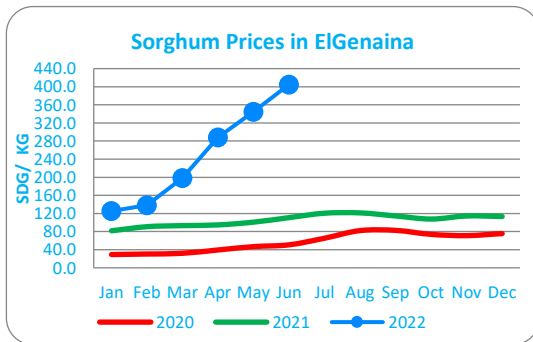
East Darfur



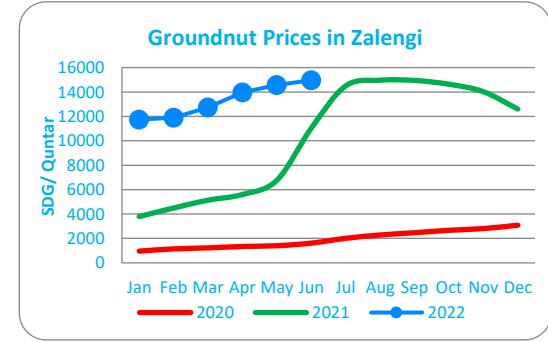
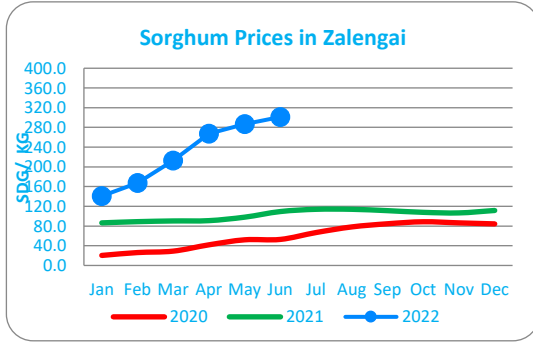
South Darfur



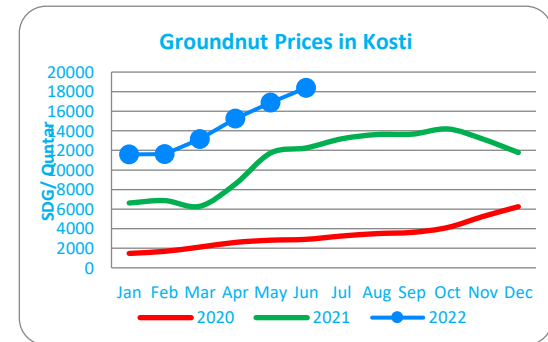
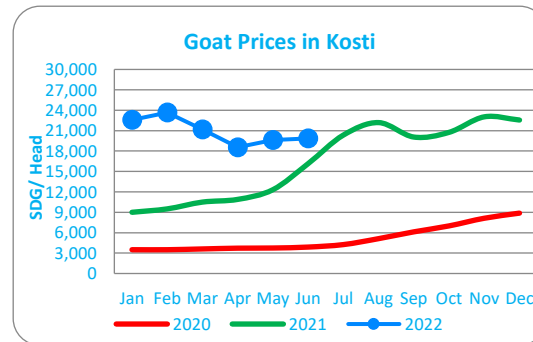
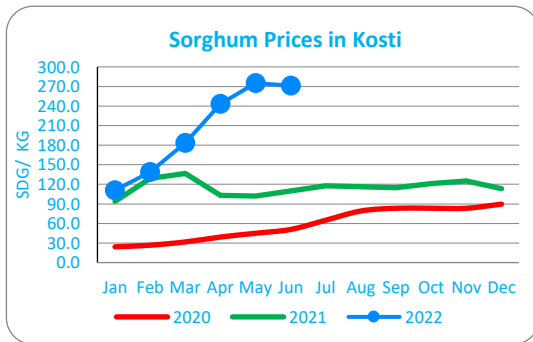
West Darfur



Central Darfur



White Nile



National Averages

