

WFP Market Monitor - Sudan

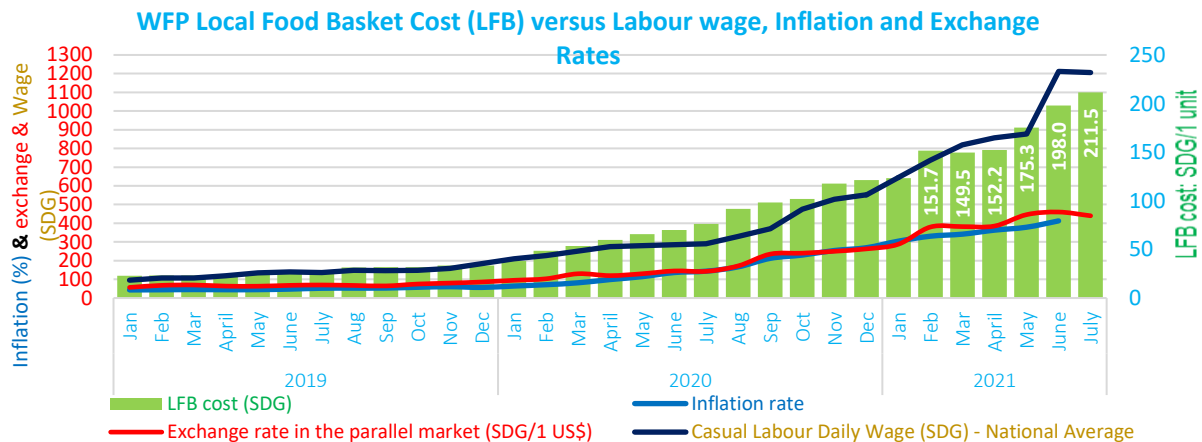
July 2021

Highlights

- The national average retail price of sorghum was **SDG123.38/kg**, which is an increase by **9.02%** compared to the previous month.
- The national average retail price of Wheat flour was **SDG335.33/kg**, which is an increase by **6.20%** compared to the previous month.
- The national average retail price of goat was **SDG20,683/head**, which is an increase by **26.95%** compared to the previous month.
- The national average retail price of groundnut was **SDG13,398/sack**, which is an increase by **9.68%** compared to the previous month.
- The national average cost of WFP local food basket was **SDG211.51**, which is an increase by **6.82%** compared to the previous month.

Food Security Outlook

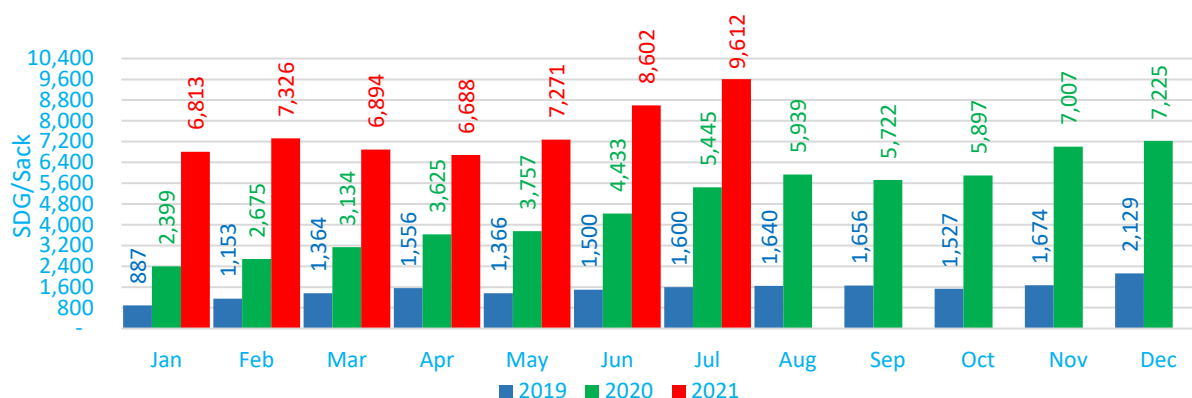
During July, there was a low demand for foreign currency from the parallel market, this resulted in stability of exchange rates as 1 US\$ was traded (on average) around **SDG445 and SDG440** in official and parallel markets, respectively. This is resulted in slight stability of food prices, especially imported ones. The average cost of WFP local food basket (LFB) slightly increased to **SDG211.51** compared to the previous month. The inflation rate showed another increase in June 2021 (**412.79**) compared to **378.79%** in May 2021. On the other hand, there was slight decrease in average casual labor wage - daily rate, which decreased by **1.0 percent** compared to June 2021 while it higher by **317 percent** compared the same of the previous year.



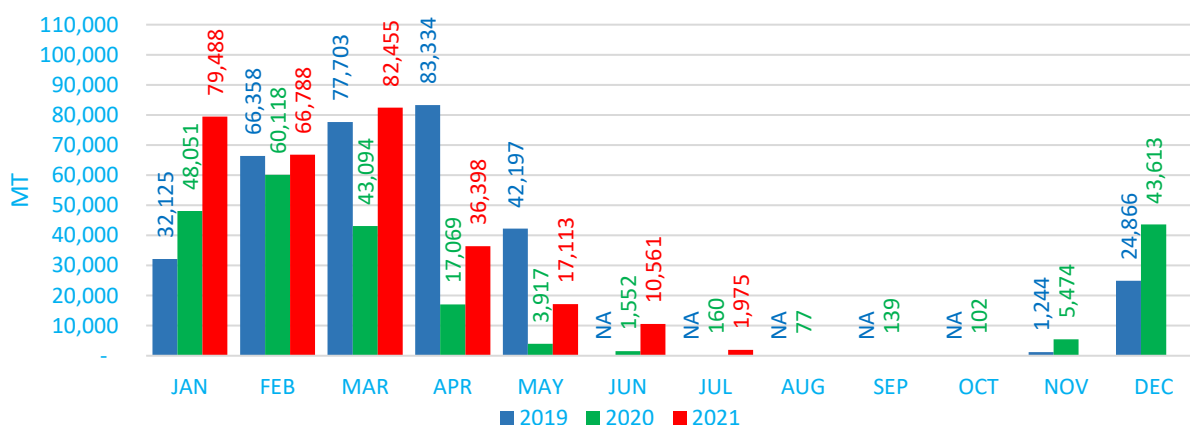
Prices of Basic Food Items and WFP Local Food Basket Cost

Commodity	Unit of Measurement	Current	Previous month		1 year before	
		SDG	SDG	% Change	SDG	% Change
Sorghum	KG	123.38	113.17	↑ 9.02%	60.17	↑ 105.05%
Wheat flour	KG	335.33	315.75	↑ 6.20%	106.0	↑ 216.35%
Goat	Head	20,683	16,292	↑ 26.95%	4,972	↑ 315.99%
Groundnut	Sack (45 KG)	13,398	12,216	↑ 9.68%	2,830	↑ 373.43%
Local Food Basket	Unit	211.51	198	↑ 6.82%	76.27	↑ 177.32%

Sorghum Prices and Supplies in Al Gadarif Auction Market



In July 2021, the average price of sorghum in El-Gadarif Auction market was **SDG9,612/90Kg sack**, which is an increase by **11.7 percent** compared to the previous month and **77 percent** higher compared to the same month of the previous year (**July 2020**). The total supply to auction market from the last season harvest (November 2020 – July 2021) was around **MT343,866** compared to **MT200,072** for the same period of the previous season, which is higher by **72.0 percent**.



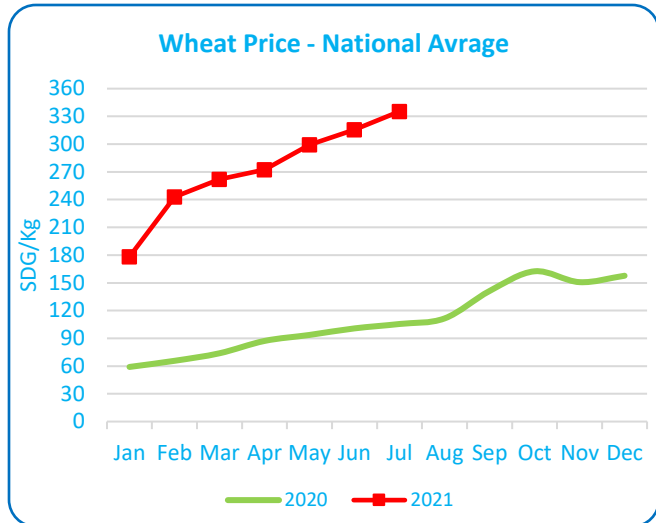
Commodities Prices in WFP Areas



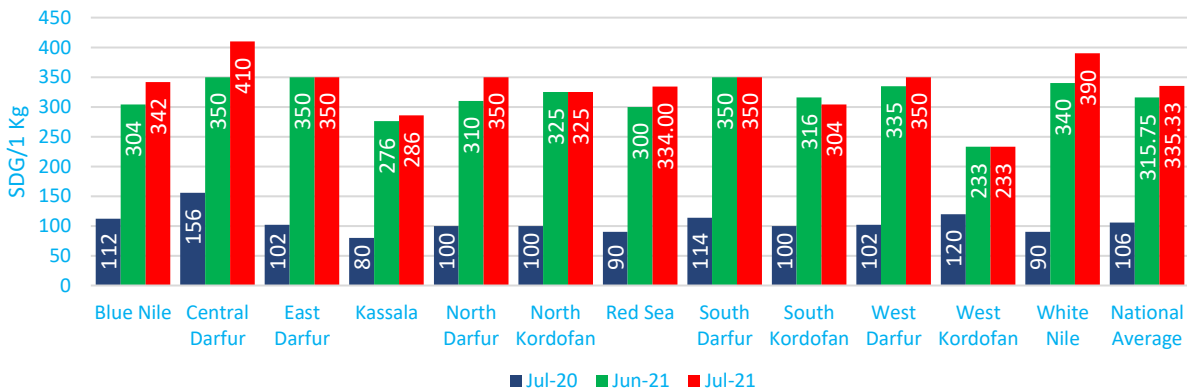
Wheat Flour

National

In July 2021, the average retail price of wheat flour was **335.33** Sudanese pound per Kg, which is an increase by **6.2 percent** compared to June 2021. This is mainly attributed to the high cost of transportation to the remote areas of Sudan, mainly due to complete lift of fuel subsidy. During the rainy season the access to some states is very difficult resulting in unstable supply of wheat flour from the main supplying center, Khartoum state (see chart below). The average retail price of wheat was **216.35 percent** higher than the same month of the previous year.



By States



In July, the wheat flour retail prices were increased in 7 states, while it remained stable in 4 states compared to the previous month. It sharply increased in Central Darfur (**17 percent**), White Nile (**15 percent**), Blue Nile (**13 percent**), North Darfur (**13 percent**), Red Sea (**11 percent**) and slightly increased in Kassala and West Darfur by **4 percent**. It remained stable in East Darfur, South Darfur, North Kordofan and West Kordofan while it slightly decreased in South Kordofan (**4 percent**).

During July 2021, the prices of wheat flour is higher by **94 to 333 percent** in all states compared to the July 2020.

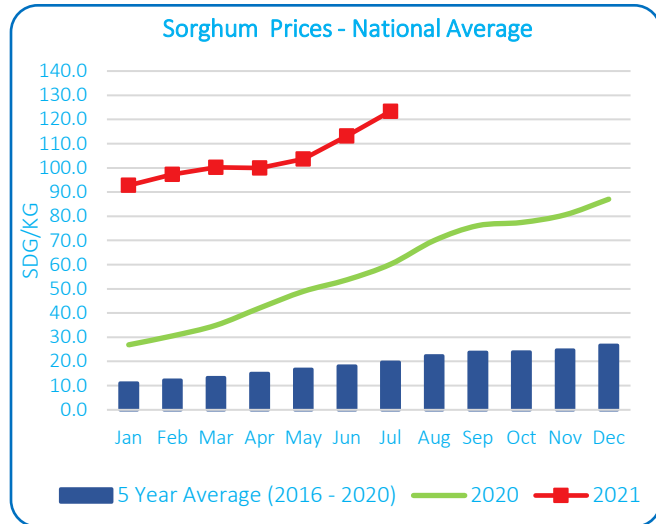


Sorghum

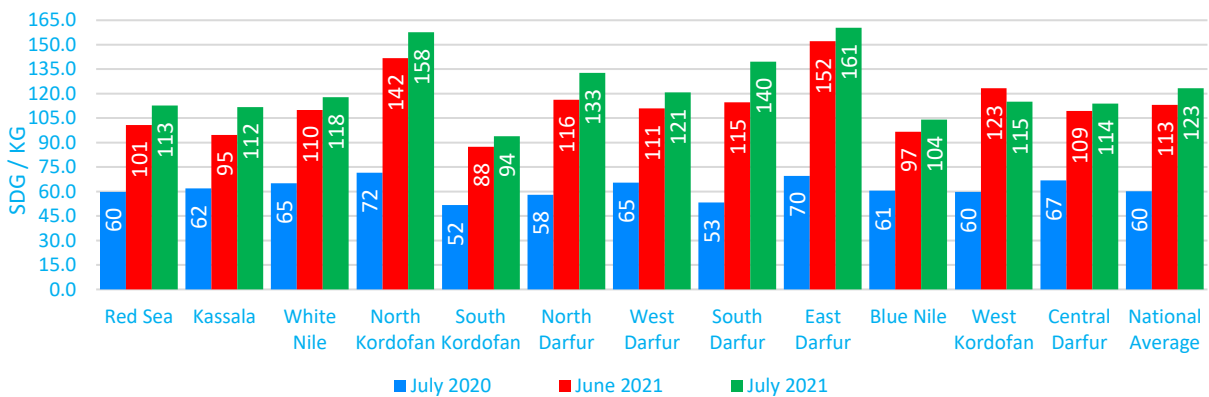
National

The average retail price of sorghum reached **123.38 SDG/Kg** in July 2021, which is an increase by **9.02 percent** compared to **June 2021**.

This sharp increase of prices is due to diminishing supply of sorghum from the previous season production and slight deterioration in the Sudanese currency. Sorghum prices are expected to continue its increase trend during the coming two months (lean season). The average retail price of sorghum is higher by **105.05 percent** compared **July 2020**, while it was **527 percent** higher than the average of the past five years of July.




By States



In July 2021, sorghum retail prices were increased in all states compared to the previous month, except West Kordofan where it decreased by **7 percent**. It was sharply increased in South Darfur (**22.0 percent**), Kassala (**18.0 percent**), North Darfur (**14.0 percent**), Red Sea (**12.0 percent**), North Kordofan (**10.0 percent**) West Darfur (**9.0 percent**); while it slightly increased in Blue Nile (**8.0 percent**), White Nile (**7.0 percent**), South Kordofan (**7.0 percent**), East Darfur (**5.0 percent**) and Central Darfur (**4.0 percent**).

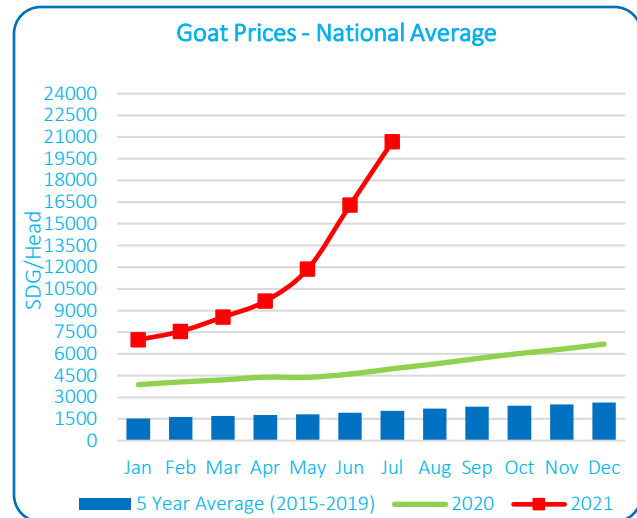
The retail prices of sorghum increased by **70 to 161 percent** in all states compared to the same period of the previous year (see the chart in Annex 1 on page 8). It has increased in all states by **462 to 625 percent** compared to the average price for the past five years of July.



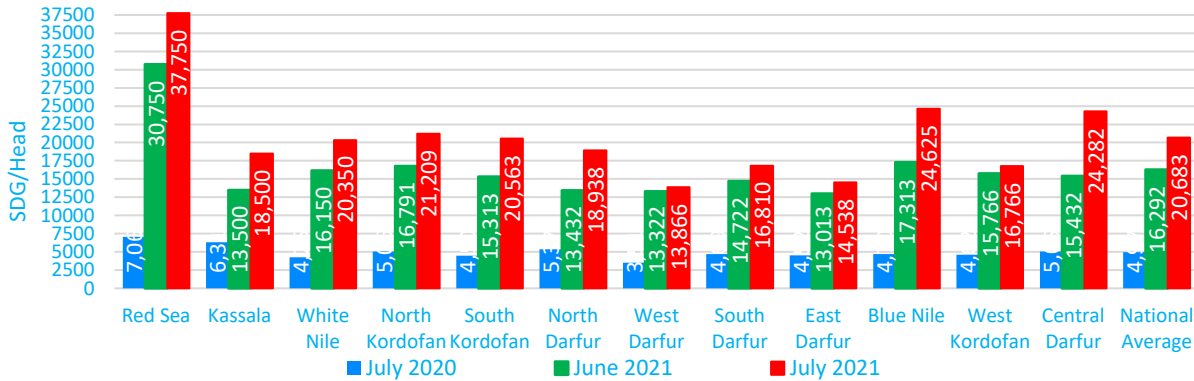
Goat

National

In July, the average retail price of goat was sharply increased to **20,683 Sudanese pound per head**, which is an increase of **26.95 percent** over the previous month. The high prices of goat is mainly attributed to the high cost of production and high demand for export markets. The average retail price of goat increased by **315.99 percent** compared to the same month of the previous year. It was higher by **902 percent** compared to the five years average of July. Goat prices are expected to increase over the coming months due to high cost of transportation and continuous demand for export market.



By States



In July, the retail prices for goat increased in all states compared to the previous month. It sharply increased in Central Darfur (**57.40 percent**), Blue Nile (**42.20 percent**), North Darfur (**41.0 percent**), Kassala (**37.0 percent**), South Kordofan (**34.3 percent**), North Kordofan (**26.3 percent**), White Nile (**26.0 percent**), Red Sea (**22.8 percent**), South Darfur (**14.2 percent**), East Darfur (**11.7 percent**); while it slightly increased in West Kordofan (**6.3 percent**) and West Darfur (**4.1 percent**).

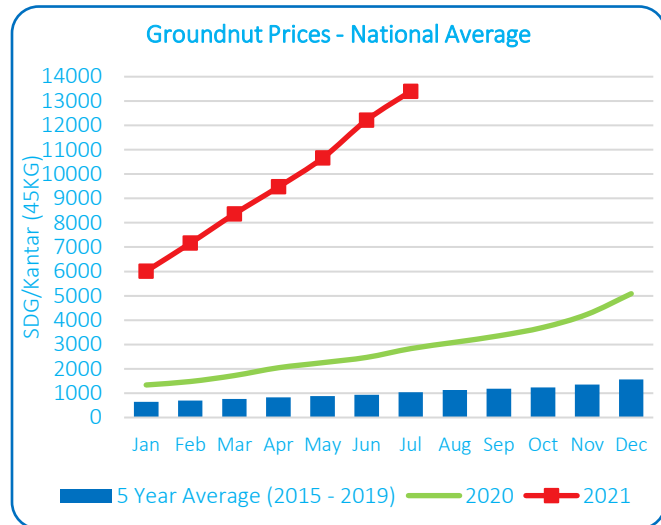
In July, retail prices of goat increased by **193 to 435 percent** in all states compared to the same month of the previous year (see the chart in Annex 1 on page 8). It also increased by **557 to 1327 percent** in all states compared to the five years average of July.



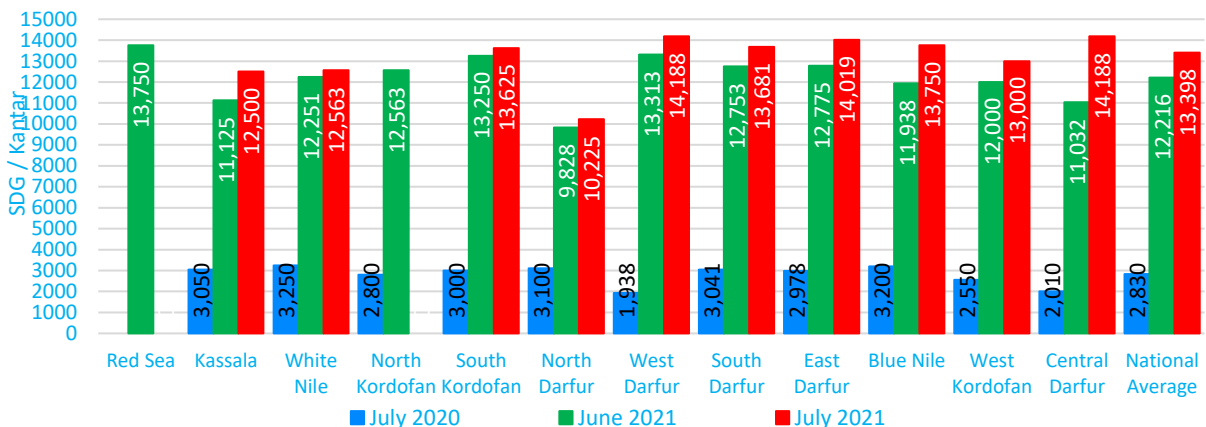
Groundnuts

National

The average price of raw groundnut was **12,216 Sudanese pound per Kantar**, which is an increase by **9.68 percent** compared to the previous month. This increase is attributed to high demand and inflationary increase in the cost of production. The average price of raw groundnut was higher by **373.43 percent** compared to the same month of the previous year. The national average price was higher by **1193 percent** compared to the five years average of July.



By States



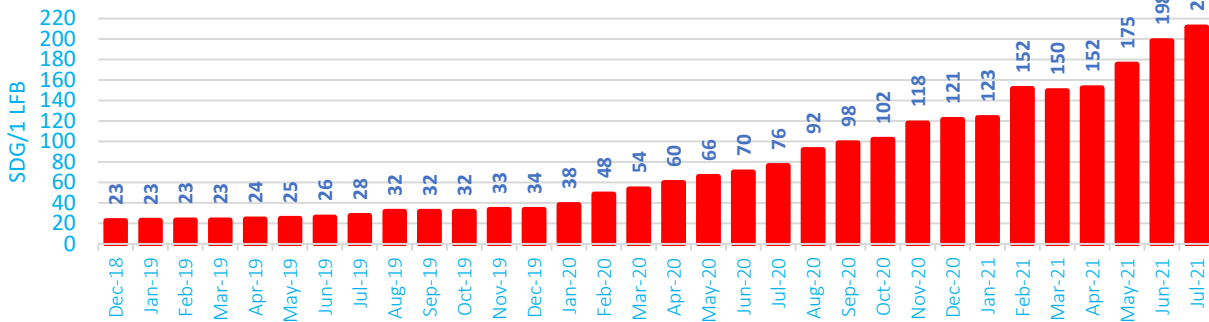
In July, the groundnut prices were increased in all states compared to the previous month. It sharply increased in Central Darfur (**28.6 percent**) Blue Nile (**15.2 percent**), Kassala (**12.4 percent**), while it significantly increased in East Darfur (**9.7 percent**), West Kordofan (**8.3 percent**), South Darfur (**7.3 percent**) and West Darfur (**6.6 percent**). It slightly increased in North Darfur (**4.0 percent**), South Kordofan (**2.8 percent**) and White Nile (**2.6 percent**).

During **July 2021**, groundnut prices increased by **230 to 632 percent** in all states compared to the same month of the previous year (see the chart in Annex 1 on page 8). Groundnut prices have shown sharp increases by **794 to 1,660 percent** compared to the average prices for the past five years of July.

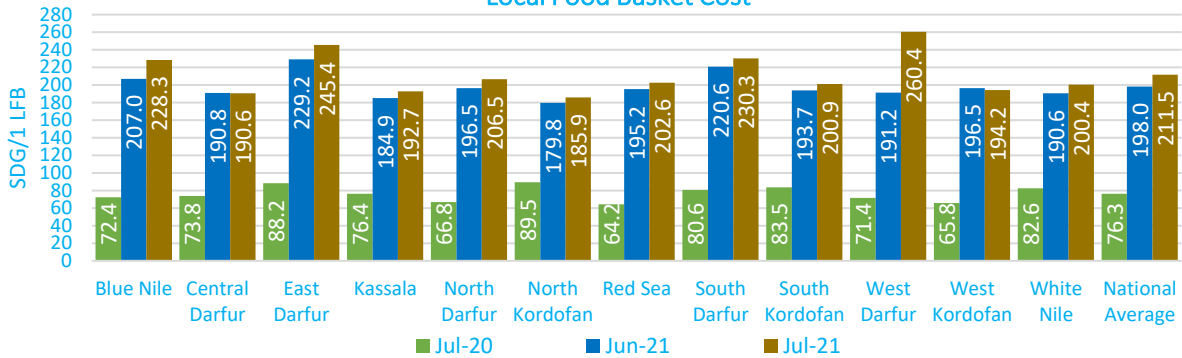
Cost of WFP Local Food Basket (LFB)

- In July 2021, the average cost of WFP local food basket is slightly increased by **6.82 percent** compared to the previous month and increased to **211.5** Sudanese pounds. The cost of WFP local food basket increased by **177.32 percent** compared to the same month of the previous year.
- In July 2021, the highest cost of local food basket was recorded in West Darfur (**SDG 260.4**) followed by East Darfur (**SDG 245.4**), while the lowest cost recorded in North Kordofan (**SDG 185.9**).

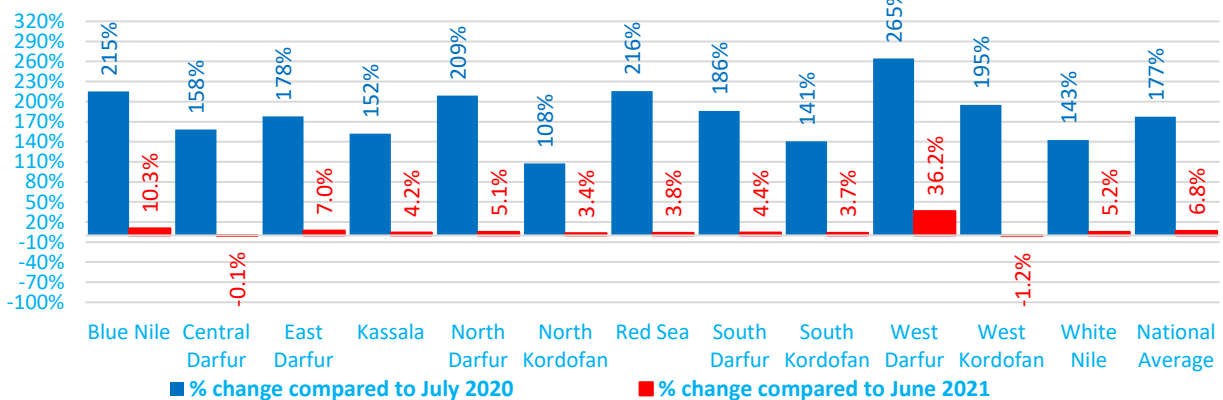
Trend of WFP Local Food Basket Cost



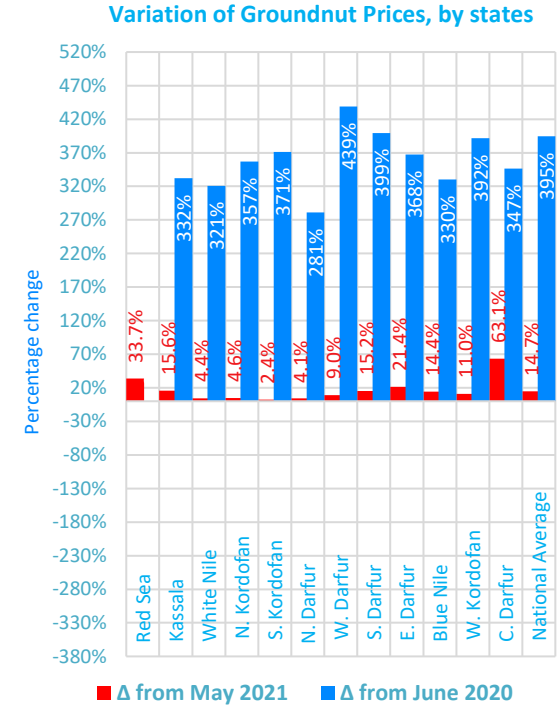
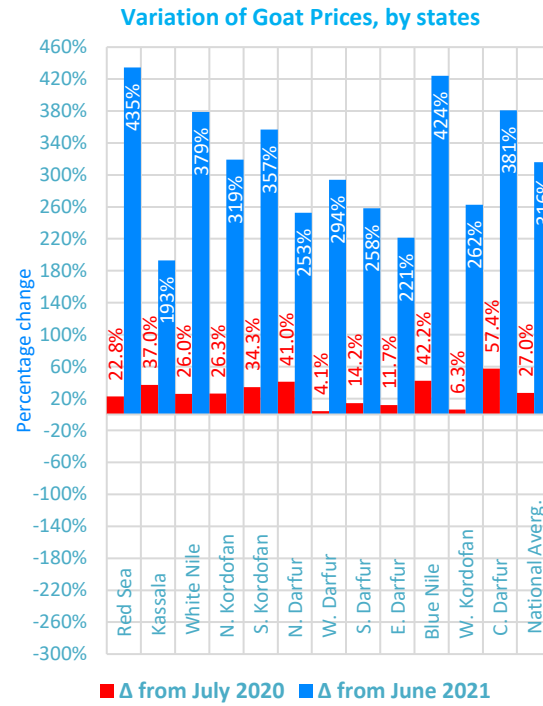
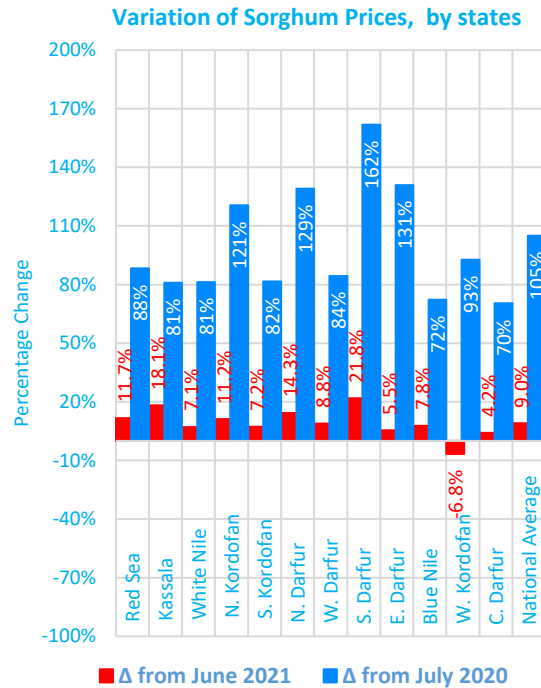
Local Food Basket Cost



Variation of LFB Cost of July 2021 compared to July 2020 and June 2021






Annex 1: The Percentage Change of Sorghum, Goat and Groundnut Prices Compared to the June 2021 & July 2020

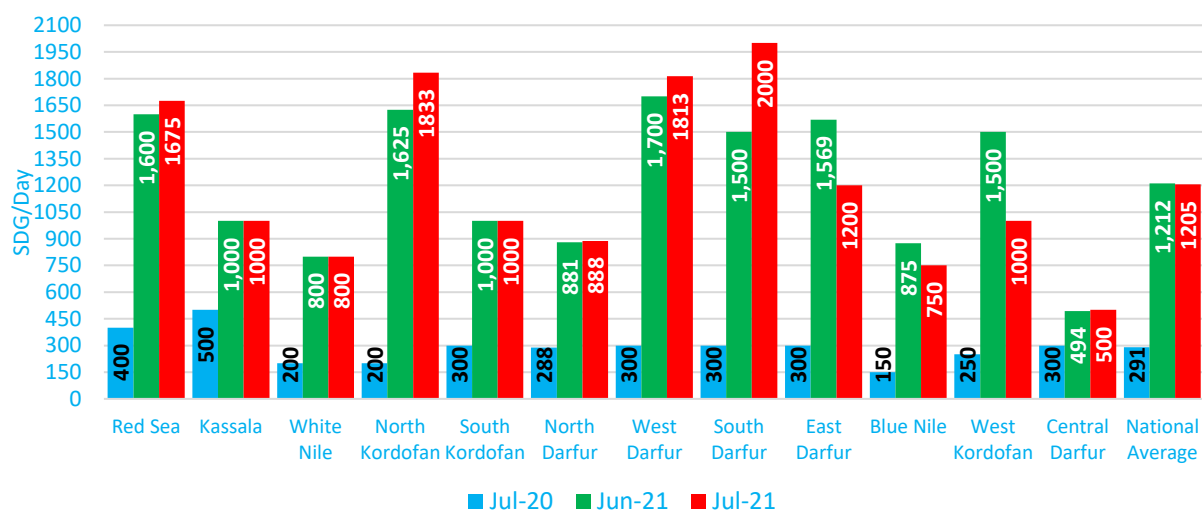


Annex 2: Change in the retail prices of the cash-based transfer (CBT) food Items:

Commodity	Unit	Jul-21	Jun-21	Jul-20	Change of retail price compare to previous month	Change of retail prices compare to same month - last year
Sorghum	SDG/Kg	129.92	114.03	65.14	↑ 14%	↑ 99%
Onion	SDG/Kg	148.25	120.83	60.67	↑ 23%	↑ 144%
Vegetable Oil (groundnut)	SDG/litre	1,243.67	1,155.42	281.67	↑ 8%	↑ 342%
Cow Meat	SDG/Kg	1,893.33	1,869.58	513.33	→ 1%	↑ 269%
Goat_Sheep Meat	SDG/Kg	2,215.33	2,195.00	630.67	→ 1%	↑ 251%
Powder Milk	SDG/Kg	2,386.17	2,405.42	915.08	→ -1%	↑ 161%
Dry Tomatoes	SDG/Kg	844.55	724.08	183.42	↑ 17%	↑ 360%
Sugar	SDG/Kg	330.75	329.92	92.50	→ 0%	↑ 258%
Pulses - Fabi bean	SDG/Kg	991.42	847.25	192.00	↑ 17%	↑ 416%
Iodized salt	SDG/Kg	242.25	166.54	60.75	↑ 45%	↑ 299%
Wheat Flour	SDG/Kg	335.33	315.75	105.50	↑ 6%	↑ 218%

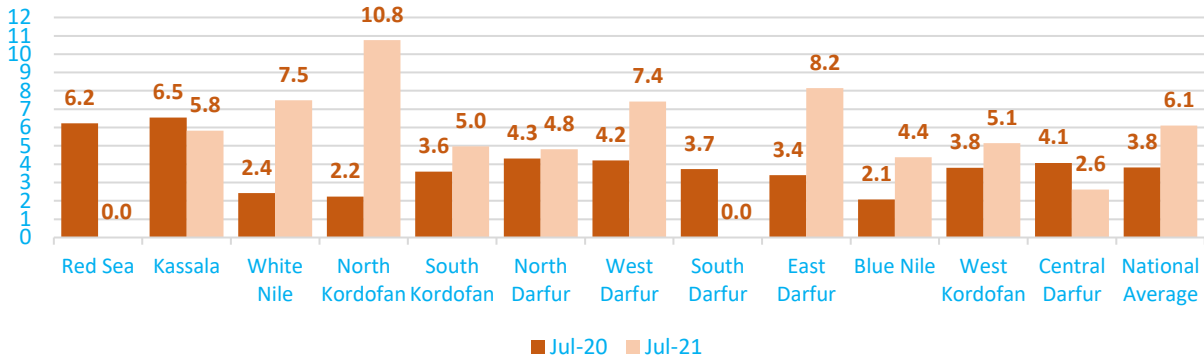
 Increase if % > +2
 Stable if % between -2 and +2
 Decrease if % < -2

Annex 3: Casual Labor Wage - Daily Rate (SDG/Day)

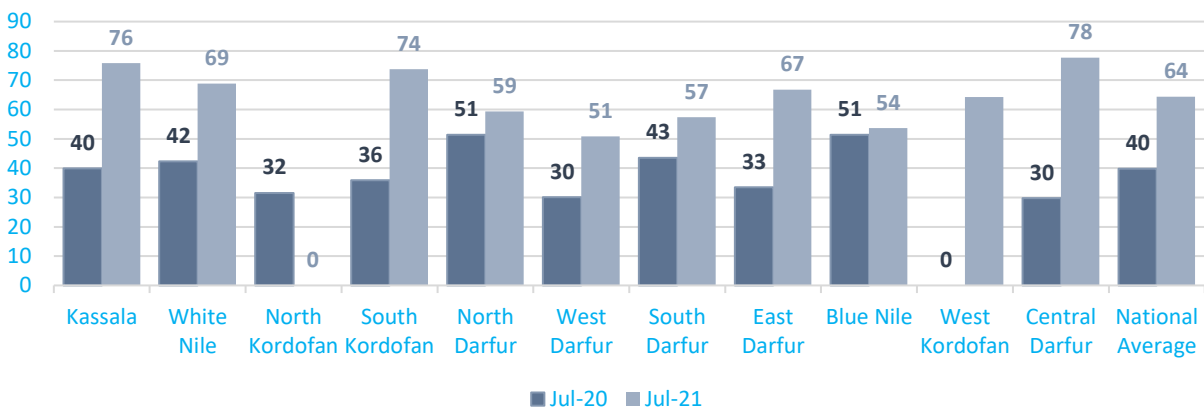


Annex 4: Terms of Trade

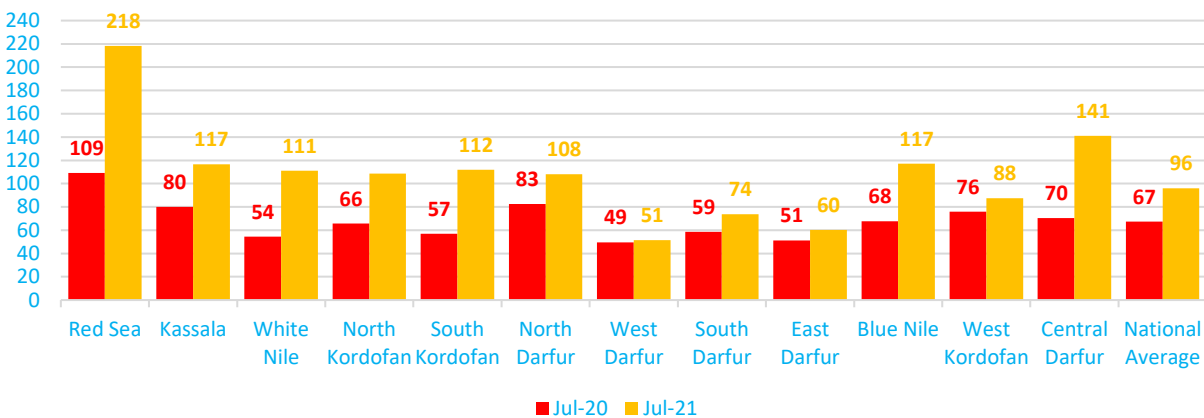
Casual Labor Wage - Daily Rate versus VAM LFB



Groundnut (1 sack of 45Kg) versus VAM LFB

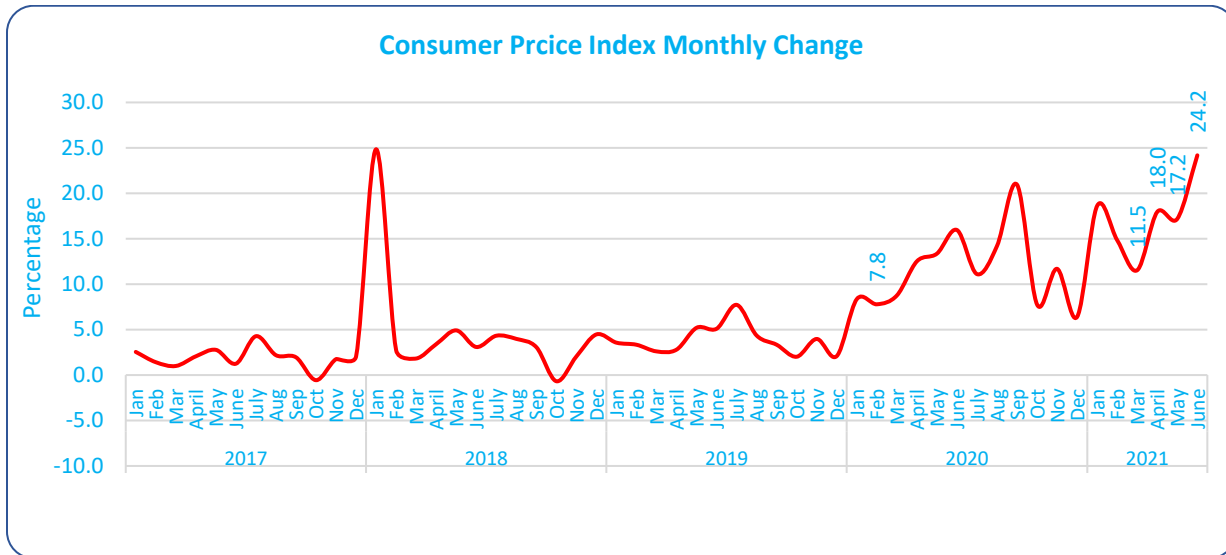


Goat (one medium size) versus VAM LFB



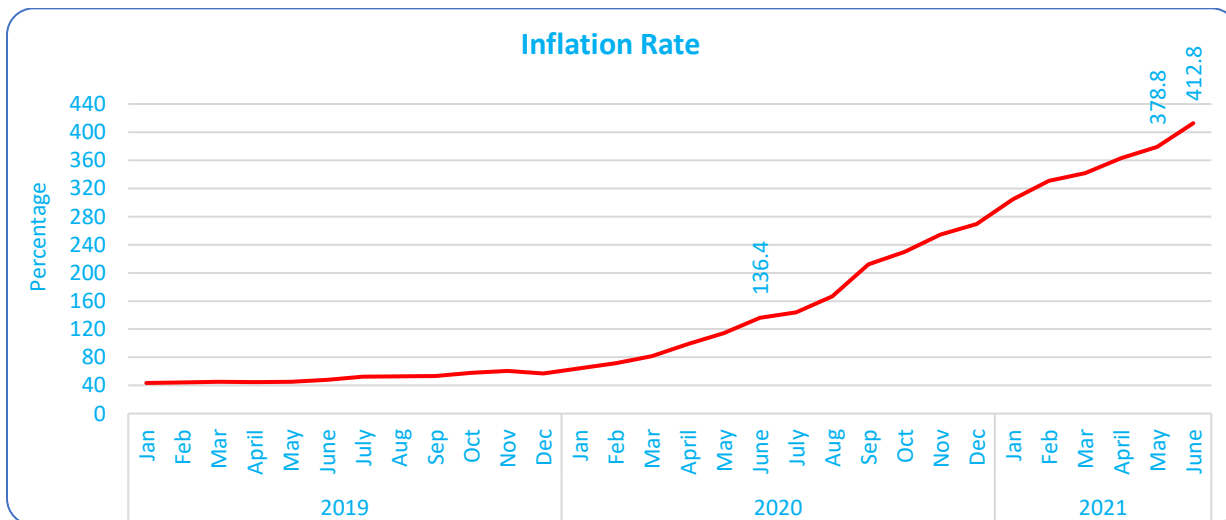
Annex 5: Sudan Inflation Rate - Consumer Price Index (CPI1):

(Source: SUDAN CENTRAL BUREAU OF STATISTICS)



The monthly percentage change of Consumer Price Index (CPI):

In July 2021, the amount that consumer paid for a basket of goods and services increased by 24.2 percent compared to what he paid for the same basket in May 2021.



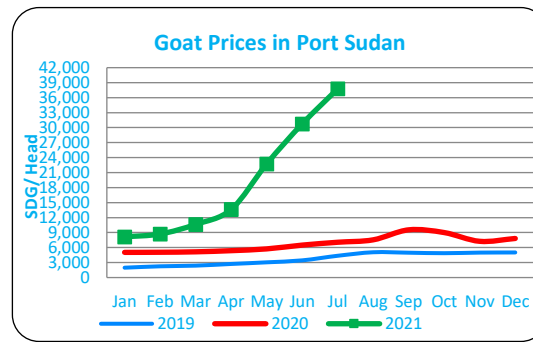
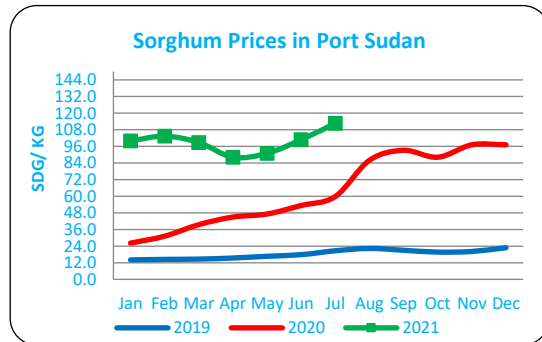
Inflation Rate:

In July 2021, the amount that consumer paid for a basket of goods and services increased by 412.8 percent compared to what he paid for the same basket in June 2020.

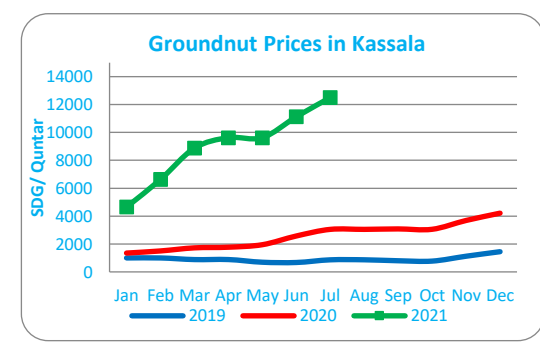
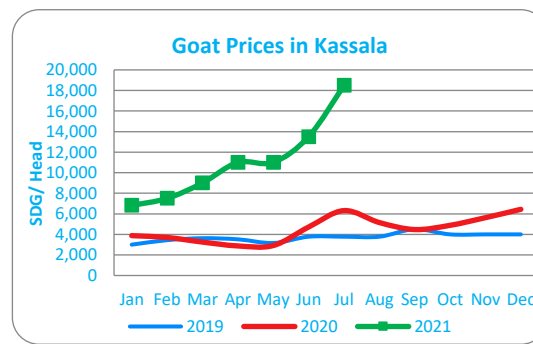
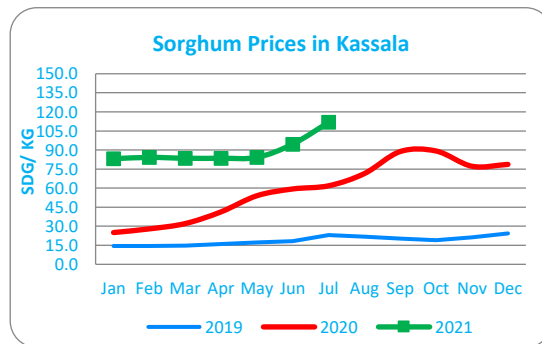
¹ *Consumer Price Index (CPI): The Consumer Price Index measures the average change in prices over time that consumers pay for a basket of goods and services.*

Annex 6: Sorghum, Goat and Groundnut Price Trends by States

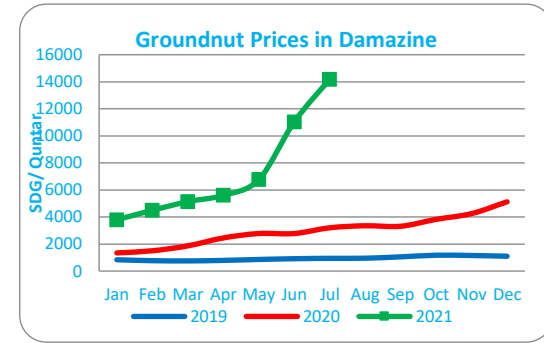
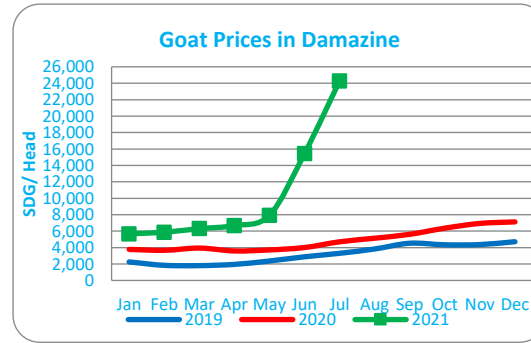
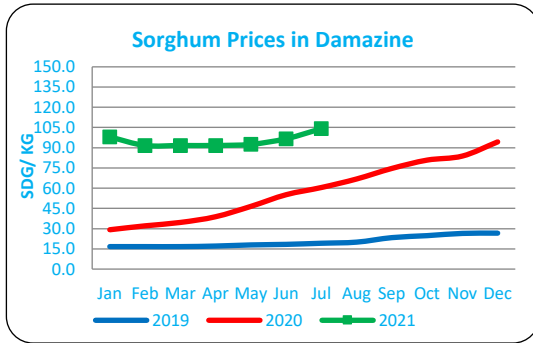
Red Sea



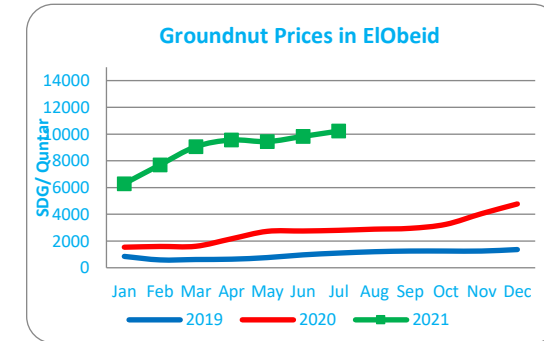
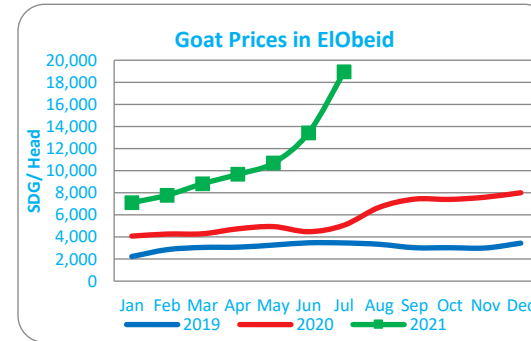
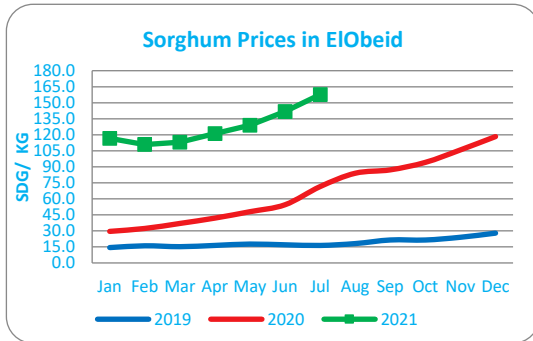
Kassala



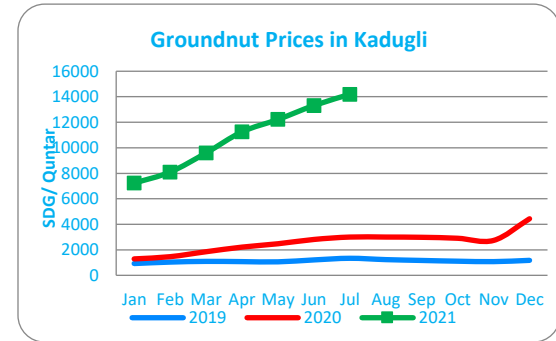
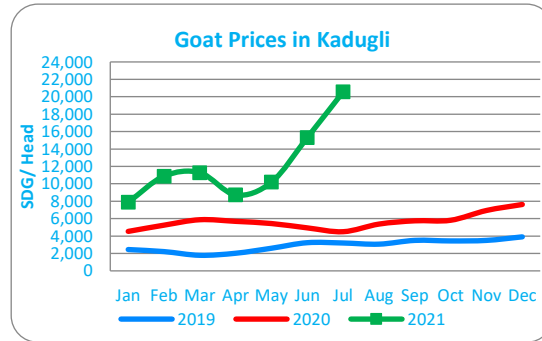
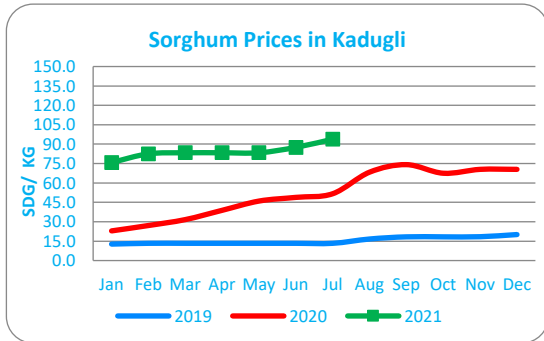
Blue Nile



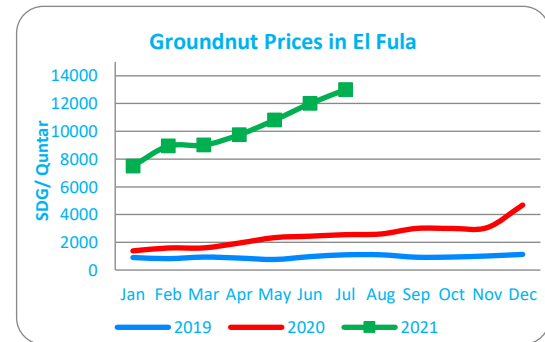
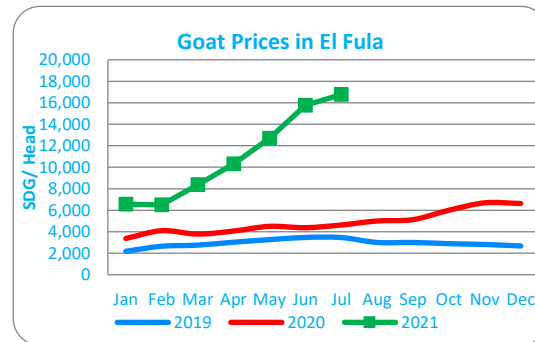
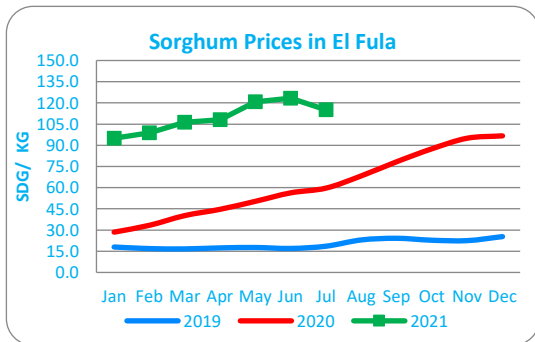
North Kordofan



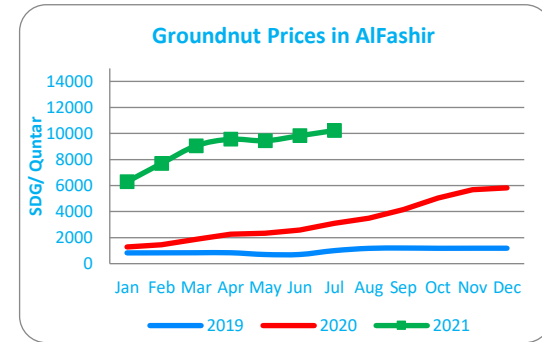
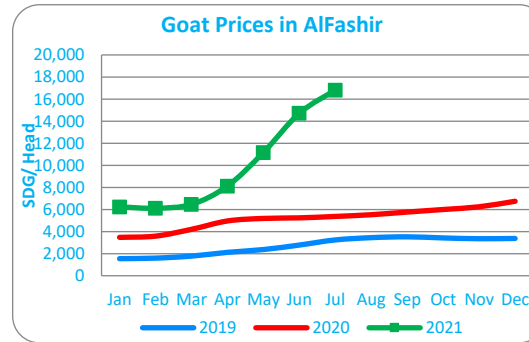
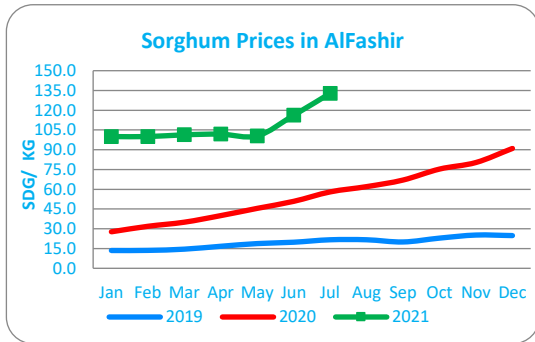
South Kordofan



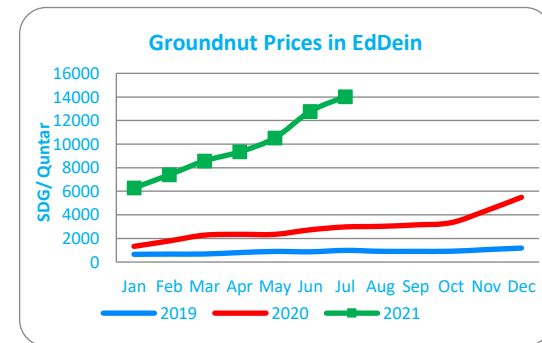
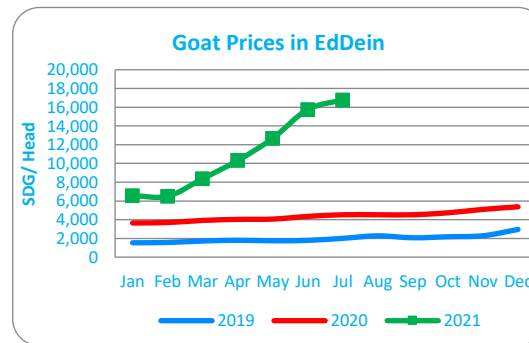
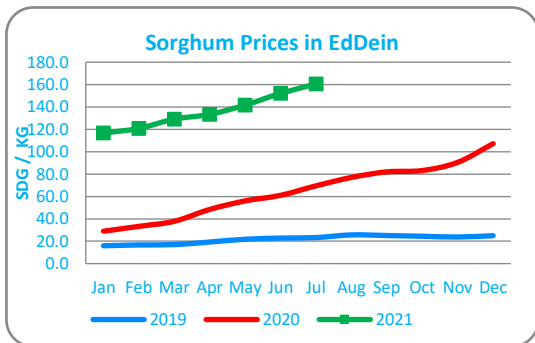
West Kordofan



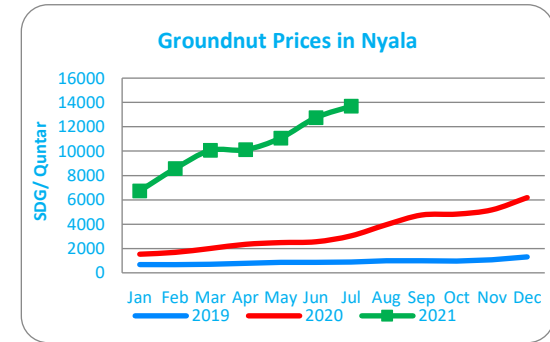
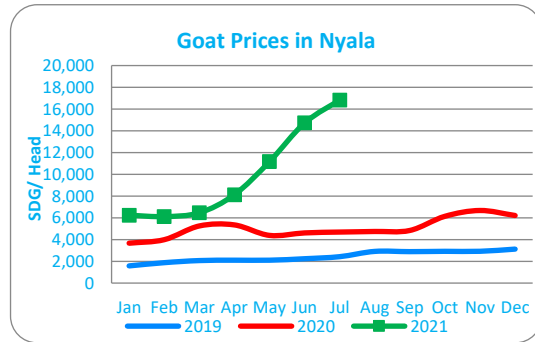
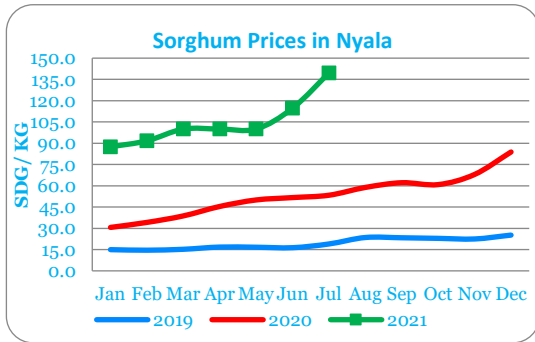
North Darfur



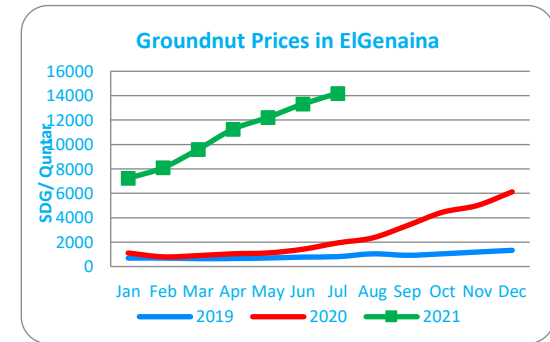
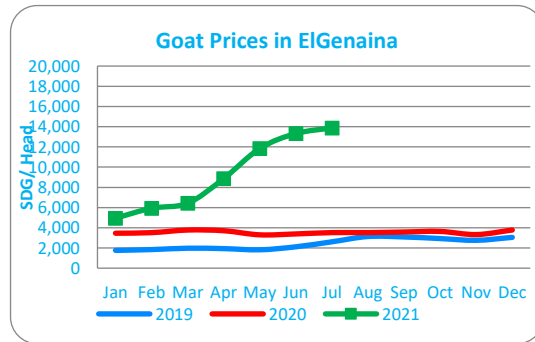
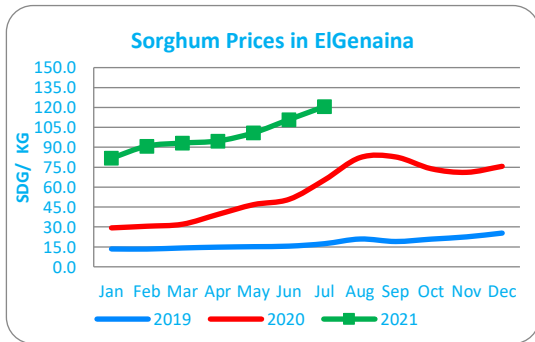
East Darfur



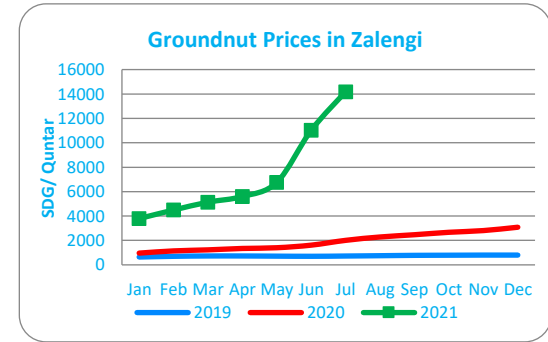
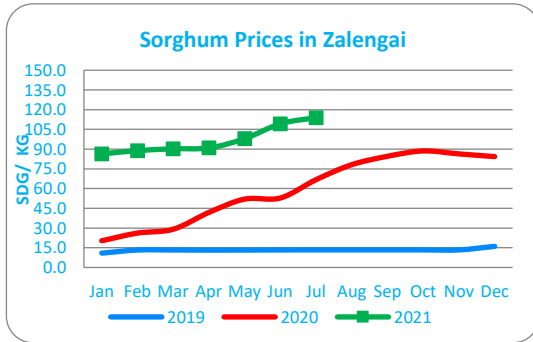
South Darfur



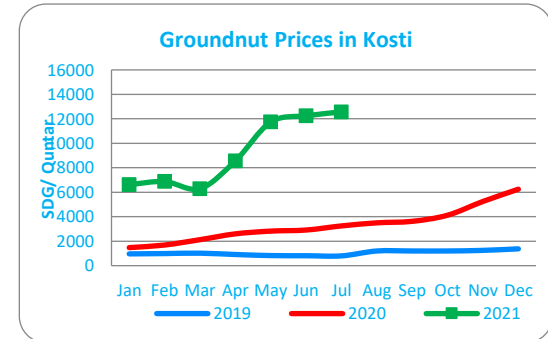
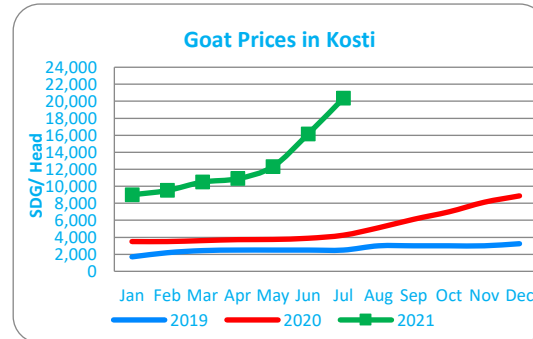
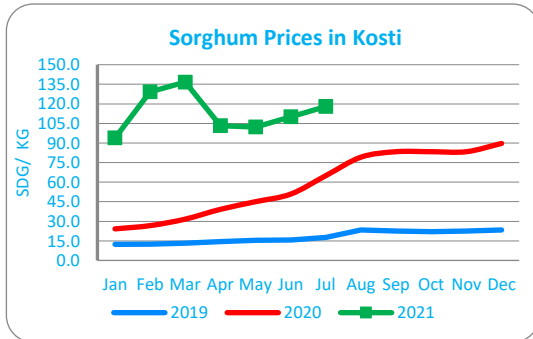
West Darfur



Central Darfur



White Nile



National Average Prices

