



WFP/Alf Jadallah



World Food Programme

SAVING
LIVES
CHANGING
LIVES

WFP Palestine Monthly Market Dashboard

April 2023

April 2023



Number of people assisted by WFP in April 2023

350,246



Consumer Price Index

(Apr 2023/Apr 2022)

3.9%



Number of food-insecure people

1.84 million people (HRP 2023)



Price of Chicken Eggs

(Apr 2023/Apr 2022)

27.9%

Highlights

- During April, WFP provided critical food assistance to 350,246 Palestinians. Of those, 277,246 received cash-based transfers (CBT) of US\$ 3.6 million; 73,000 people were reached through the quarterly in-kind distributions. The most redeemed items were wheat flour, vegetable oil, and frozen meat.
- WFP continued the provision of its technical expertise and cash-based transfer (CBT) platform to other humanitarian agencies to facilitate the implementation of their projects. Through this service provision in April, WFP enabled assistance to about 669,662 individuals and the redemption of about US\$ 9.7 million.
- In April, the Consumer Price Index (CPI) rose by 3.9 percent compared to the previous year, and Food CPI by 1.8 percent. (*Palestinian Central Bureau of Statistics*) (PCBS).
- In April, the average value of WFP food ration prices in local currency experienced a minor drop of 0.2 percent compared to the preceding month, but remained higher by 12.2 percent relative to the previous year.

Situation Monitoring:

The recent five-days escalation in May in the Gaza Strip has had severe repercussions, exacerbating the already dire humanitarian situation. According to the Ministry of Public Works and Housing in Gaza, a total of 2,943 housing units have been damaged, resulting in the internal displacement of 1,244 Palestinians. Moreover, the halt of economic activity has led to estimated losses of US \$40 million, while infrastructure losses have reached approximately US \$1 million. The agricultural sector has also suffered losses estimated at \$3 million. (*OCHA*)

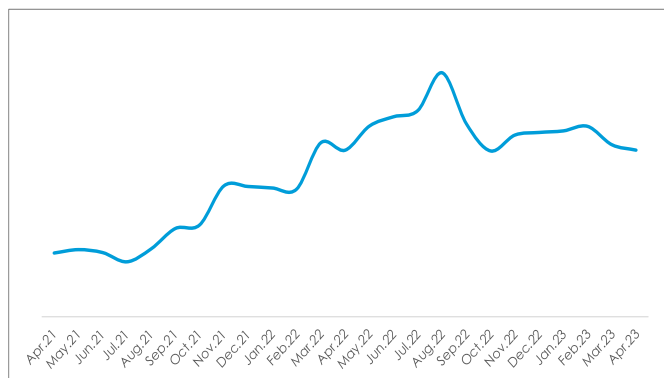
A rapid survey was conducted by WFP among its network of local shops in the Gaza Strip to assess the impact of and ensure food availability and accessibility. The results revealed that most shops **did not experience a shortage in stock of main food commodities**, with the majority reporting no change. In terms of prices, **77 percent of the shops reported no change in the prices of main food commodities** compared to pre-escalation prices, while 2.8 percent reported an increase and 19.7 percent reported a decrease.

This escalation shed light on the urgent need for humanitarian assistance in Palestine. Despite the 2023 Humanitarian Response Plan outlining total requirements of approximately \$502 million, only 15 percent of the funding has been secured in the first third of the year. Particularly concerning is the food security sector, which has the highest requirements of **\$279.7 million**, but **only 12 percent** of its funding has been fulfilled. WFP is currently facing a critical funding shortfall of **US\$51 million** to sustain its life-saving food and cash assistance in Palestine until the end of the year. Without immediate funding, **200,000 individuals** will be at risk of losing assistance starting from June.

WFP Activities

Value of WFP Food Rations

Monthly average value of WFP food rations per capita (\$)



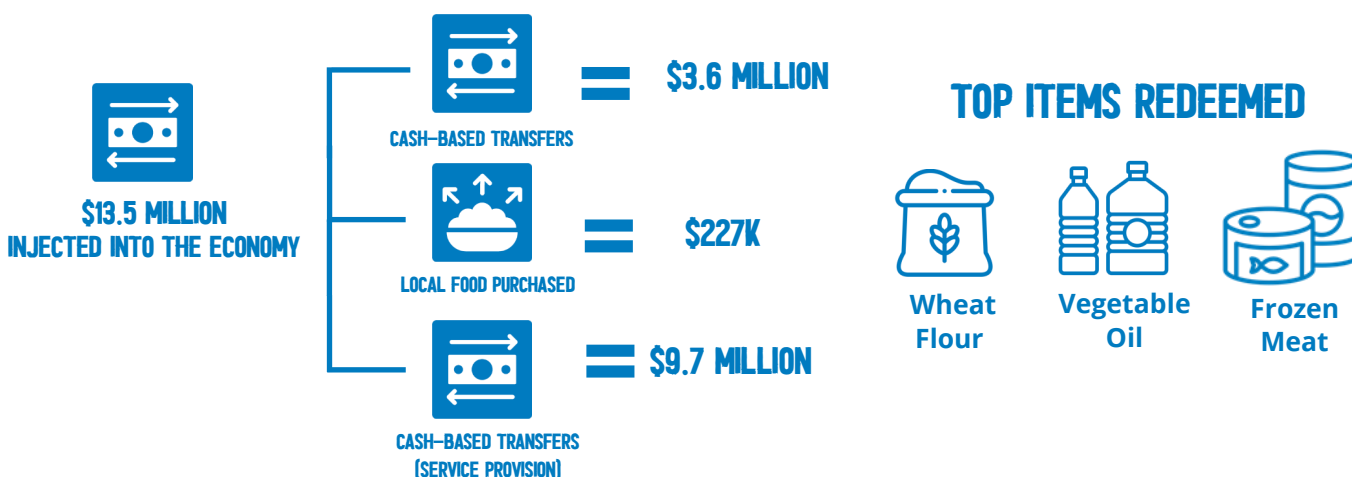
%CHANGE (\$): APR 2023/APR 2022 = 0.0%

%CHANGE (\$): APR 2023/MAR 2023 = -0.7%

In April 2023, the average monthly value of WFP food rations per capita in local currency (NIS) has decreased slightly by **0.2 percent compared to March 2023**, but increased by 12.2 percent in comparison to the previous year. **The USD value of the WFP ration stabilized** compared to the previous year due to the significant **depreciation of the local currency by 12.2 percent**. The decrease in ration value during April is attributed to the slight decrease of prices for essential food items, such as wheat flour, lentils, and salt.

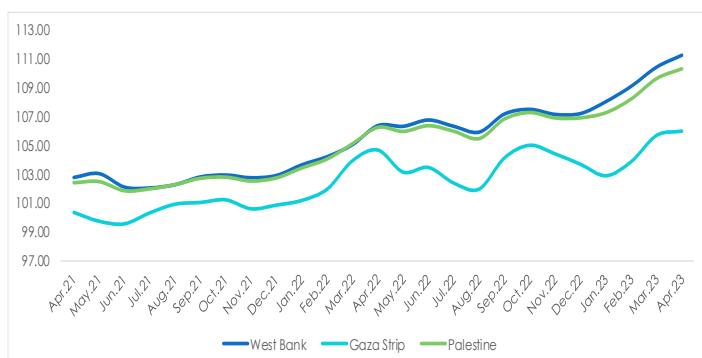
Food Accessibility & Availability

- In April, only 7 percent of WFP beneficiaries reported witnessing an increase in prices of some commodities such as vegetable oil, eggs, and vegetables.
- According to WFP Palestine’s monitoring of WFP contracted shops, 50 percent of shops have sufficient stock to meet demands for two months up to 6 months, a decrease of 7 percent compared to the previous month. The remaining 50 percent reported having sufficient stock to meet demands for only one month or less.
- 47 percent of WFP’s contracted shops reported that any increase in prices will have negative impact on their sales volume.
- WFP expanded its network of **contracted shops to 307** in the West Bank and Gaza Strip, as part of its efforts to be well-prepared for emergencies and ensure that essential goods are readily available to vulnerable communities.
- In line with its commitment to support Palestinian farmers and local agricultural production, WFP finalized the purchase of **30 metric tons** of local olive oil to be distributed in the in-kind baskets in Gaza and the West Bank, to support local production and boost the economy. The distributions are planned to take place in June 2023.



Consumer Price Index (CPI)

Overall Consumer Price Index



%CHANGE: APR 2023/APR 2022 (INFLATION RATE)

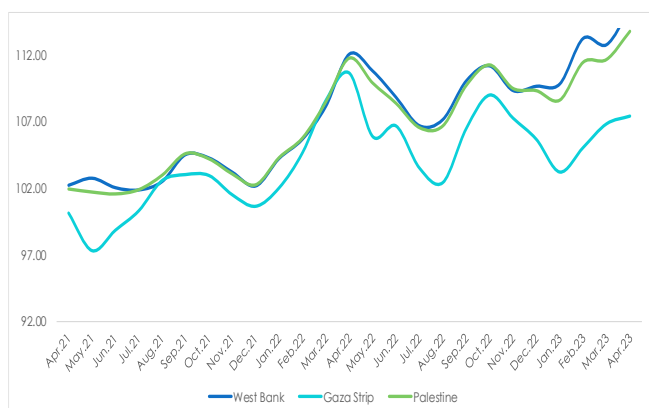
- PALESTINE = 3.9%
- WEST BANK = 4.6%
- GAZA STRIP = 1.3%

%CHANGE: APR 2023/MAR 2023 (INFLATION RATE)

- PALESTINE = 0.6%
- WEST BANK = 0.8%
- GAZA STRIP = 0.3%

In April the overall Consumer Price Index (CPI) increased by 3.9 percent compared to last year, and by 0.6 percent compared to the previous month. Additionally, the food CPI rose by 1.8 percent compared to April 2022, and by 1.9 percent compared to the previous month. According to the CPI subgroups, the prices of fresh chicken, fresh meat, as well as fresh fruits, have seen respective increases of 10.7 percent, 2.6 percent, and 1.7 percent.

Food & Soft Drinks CPI



%CHANGE: APR 2023/APR 2022 (FOOD INFLATION RATE)

- PALESTINE = 1.8%
- WEST BANK = 3.0%
- GAZA STRIP = -2.9%

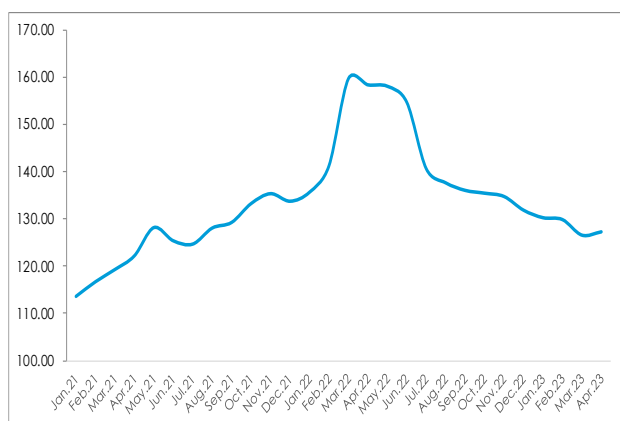
%CHANGE: APR 2023/MAR 2023 (FOOD INFLATION RATE)

- PALESTINE = 1.9%
- WEST BANK = 2.4%
- GAZA STRIP = 0.5%

%CHANGE: APR 2023/APR 2022 = -19.7%

%CHANGE: APR 2023/ MAR 2023 = 0.6%

FAO Food Price Index



The FAO Food Price Index (FFPI) in April 2023 increased by 0.6 percent compared to March and averaged 127.2 points. This was driven by increased sugar and meat prices. However, cereal, dairy, and vegetable oil indices continued to decline.











Cereal prices fell due to lower prices of major grains, while wheat prices reached a low point with large supplies from Russia and Australia. Maize prices dropped due to increased seasonal supplies in South America. Vegetable oil prices decreased for the fifth consecutive month, influenced by stable palm oil prices and lower prices of soy, rapeseed, and sunflower oils. Dairy prices declined, driven by falling milk powder prices, while meat prices rose due to higher import purchases of pig meat and recovering poultry meat prices.

Sugar prices reached their highest level since October 2011, mainly due to concerns over limited global supplies and reduced production forecasts in key countries. (FAO)

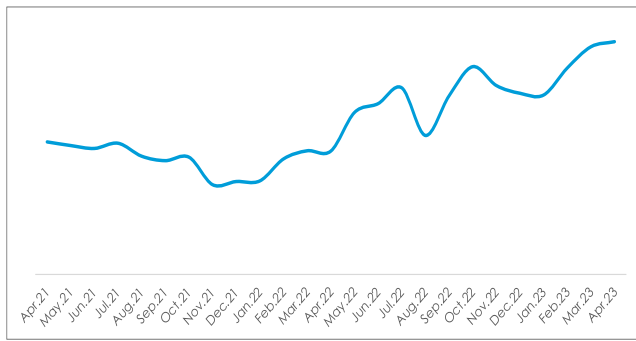
Tracking Trends

Apr 2023–Mar 2023 % change

Apr 2023–Apr 2022 % change

 <p>Flour</p>	Gaza	-12.0	↓	Gaza	-26.9	↓
	West Bank	-1.2	↓	West Bank	18.4	↑
 <p>Bread</p>	Gaza	0.0	↔	Gaza	4.5	↑
	West Bank	-0.6	↓	West Bank	15.3	↑
 <p>Chickpeas</p>	Gaza	2.6	↑	Gaza	-2.4	↓
	West Bank	-0.2	↓	West Bank	3.0	↑
 <p>Lentils</p>	Gaza	-2.0	↓	Gaza	-2.0	↓
	West Bank	0.4	↑	West Bank	4.5	↑
 <p>Table Salt</p>	Gaza	-5.3	↓	Gaza	38.5	↑
	West Bank	-1.6	↓	West Bank	-1.6	↓
 <p>Eggs</p>	Gaza	-3.5	↓	Gaza	20.8	↑
	West Bank	-8.1	↓	West Bank	35.0	↑
 <p>Corn Oil</p>	Gaza	1.3	↑	Gaza	22.8	↑
	West Bank	0.7	↑	West Bank	18.5	↑
 <p>Chicken</p>	Gaza	2.8	↑	Gaza	-16.2	↓
	West Bank	12.1	↑	West Bank	1.6	↑
 <p>Potatoes</p>	Gaza	11.4	↑	Gaza	7.6	↑
	West Bank	-0.9	↓	West Bank	-2.5	↓
 <p>Tomatoes</p>	Gaza	9.3	↑	Gaza	-28.7	↓
	West Bank	3.2	↑	West Bank	-44.6	↓

Exchange Rate (NIS/\$)

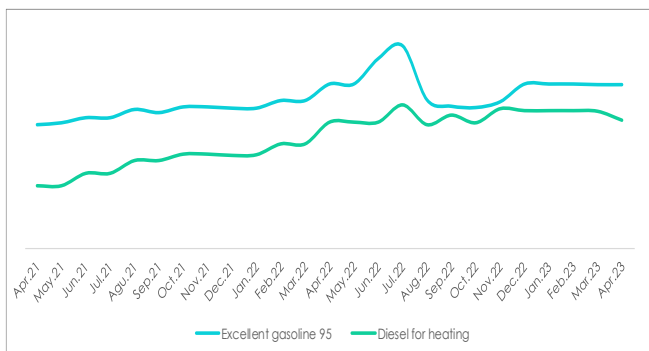


%CHANGE: APR 2023/APR 2022 = 12.2%

%CHANGE: APR 2023/MAR 2023 = 0.5%

In April 2023, the value of the **local currency (NIS) depreciated by 12.2 percent compared to the previous year**, resulting in an average exchange rate of 3.64 NIS per 1 USD, **reaching the highest level in 4 years**. This depreciation was caused by investor concerns regarding judicial reforms in Israel that could potentially affect local business operations, as well as the Federal Reserve's increase in interest rates. A depreciation in currency value makes imported goods more expensive, leading to higher consumer prices. This situation poses a significant challenge for import-dependent countries like Palestine, where domestic production capabilities are limited. The drop in currency value can result in increased consumer prices, which can have a significant impact on inflation and the cost of living for consumers.

Fuel - (NIS/L)



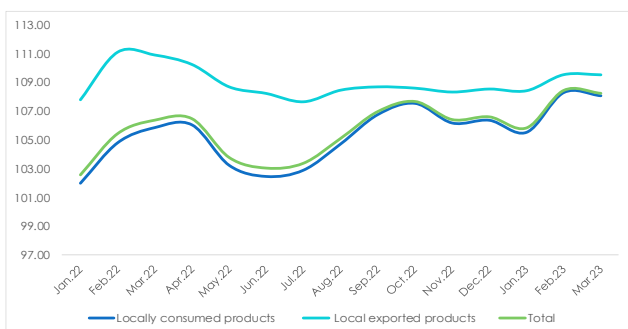
GASOLINE %CHANGE: APR 2023/APR 2022 = -0.2%

DIESEL %CHANGE: APR 2023/APR 2022 = 0.5%

In April, the price of Excellent gasoline 95 remained stable compared to the previous month, at 6.58 NIS per liter. However, the price of diesel, commonly used for public transportation and heating, decreased by 2.3 percent compared to the previous month, reaching 6.02 NIS per liter. (PCBS)

In April, Brent crude oil prices experienced a slight decline of less than 1%. In recent weeks and months, the price of oil has been decreasing due to worries about interest rates going up. This could result in lower demand for oil and potentially lead to an economic slowdown.

Producer Price Index (PPI)



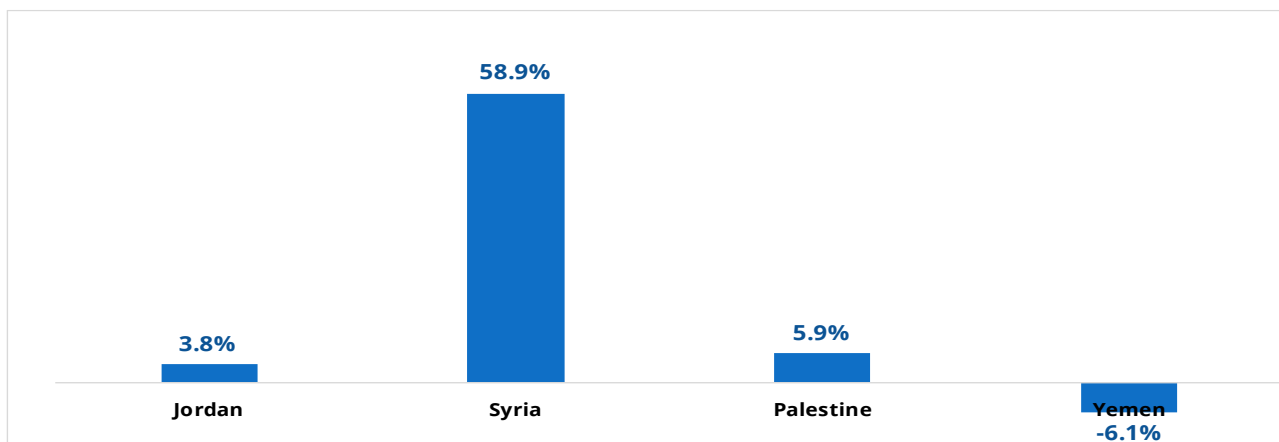
%CHANGE: MAR 2023/MAR 2022 = 1.8%

%CHANGE: MAR 2023/FEB 2023 = -0.2%

The overall Producer Price Index (PPI) in Palestine decreased slightly **by 0.2 percent in March 2023** (latest available data) **compared to February**. Locally consumed products also experienced a decrease of 0.2 percent, while local exported products remained stable. The decrease in PPI was largely attributed to the decrease in electricity, gas, steam and air conditioning supply activities by 2.2 percent, mining and quarrying activities by 0.6 percent, and agriculture, forestry and fishing activities by 0.2 percent compared to the previous month.

Food Basket Cost

Percentage change in the cost of food basket in the region Apr 2023/ Apr 2022



WFP PALESTINE CONTACTS

Mr. Samer Abdeljaber, Representative and Country Director
Samer.Abdeljaber@wfp.org

Mr. Salah Lahham, VAM Officer
Salah.Lahham@wfp.org

Mr. Sobhi Swailem, Programme Assistant (VAM)
Sobhi.Swailem@wfp.org

Prepared by the WFP Palestine Vulnerability Analysis and Mapping (VAM) Unit.

— **vam** | food security analysis —