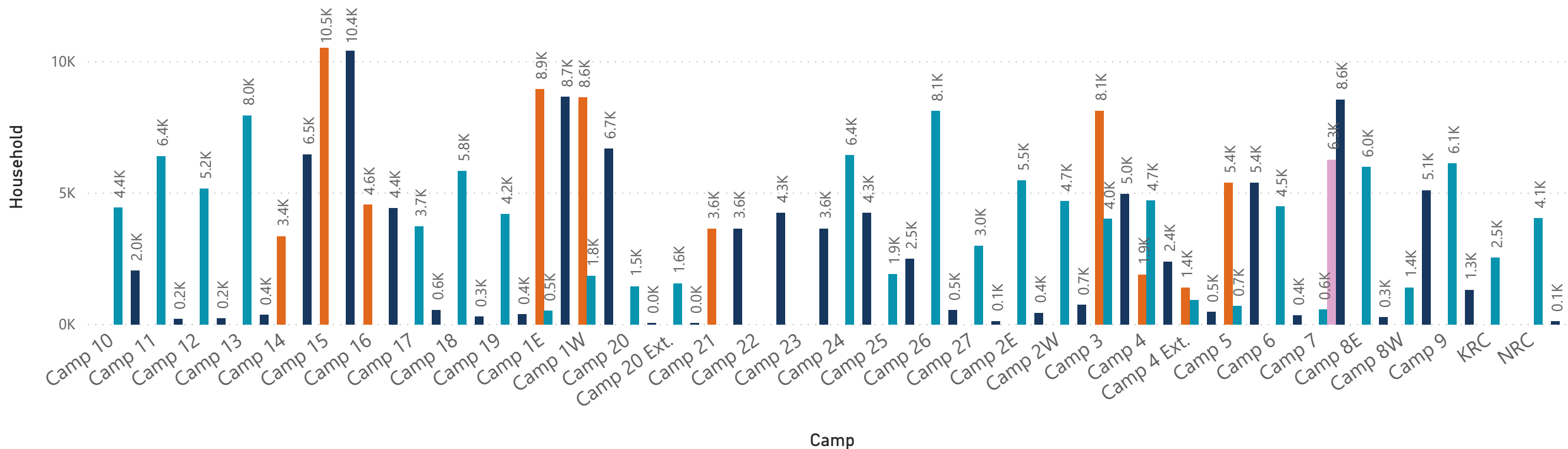


● Complementary Food Voucher ● E-voucher ● Farmers Market ● In-kind



### Key Updates from January

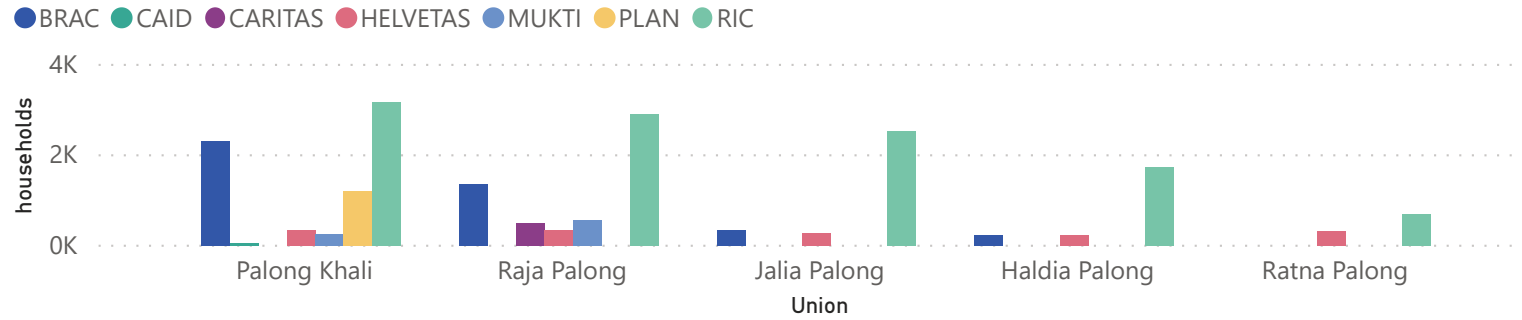
- **10,787** HH transitioned from in-kind to e-voucher assistance increasing the total of e-voucher beneficiaries to **108,272** HH - **55%** of refugees accessed e-voucher outlets to purchase food in January, up from **53%** in December
- **62,742** households or **70%** of in-kind beneficiaries received fresh food from World Vision (CFV) and Relief International (Farmers Market), up from **40,662** households (**47%** of in-kind beneficiaries) in December
- **26,240** HH are projected to not have access to fresh food items in February (**33%** of in-kind beneficiaries)

### Changes taking place in February

- New e-voucher outlet opened on 2 February in Jamtoli to serve Camp **15** and **16**
- Entitlement of e-vouchers was increased to **BDT 840**
- **Realignment exercise** - Beneficiaries without the new Family Attestation Certificates will be asked to register with UNHCR before receiving food

# Livelihood Support to Host Communities: Partner Presence (January 2020)

## Ukhiya

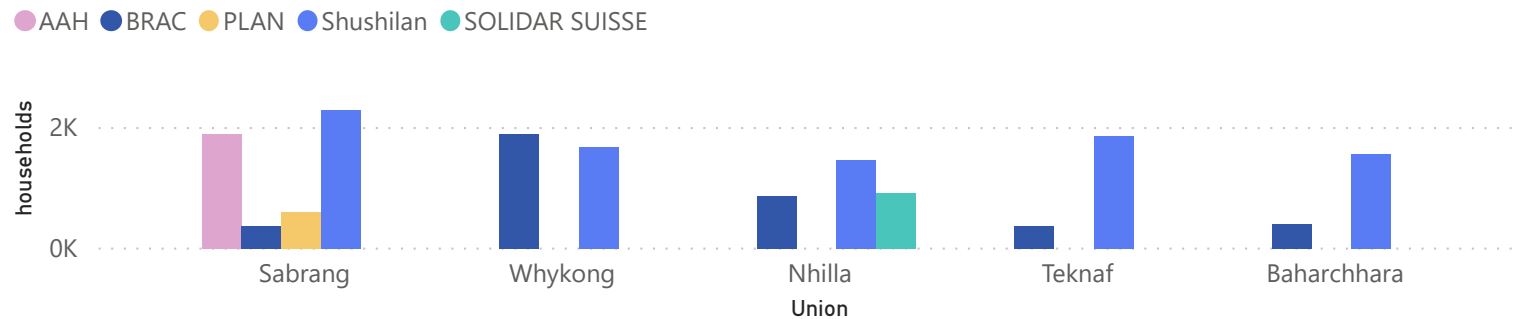


- Total of **16,965** households (**38%** of population) were reached by **7** cooperating partners

- Palong Khali had the highest number of households served (6,233 HH, **96%** of population), followed by Raja Palong (4,634, **38%**), Jalia Palong (2,973, **30%**), Haldia Palong (2,088, **20%**) and Ratna Palong (1,037, **21%**)

- **6** partners were present in Palong Khali, **5** in Raja Palong, **3** in Jalia Palong and Haldia Palong, and **2** in Ratna Palong

## Teknaf

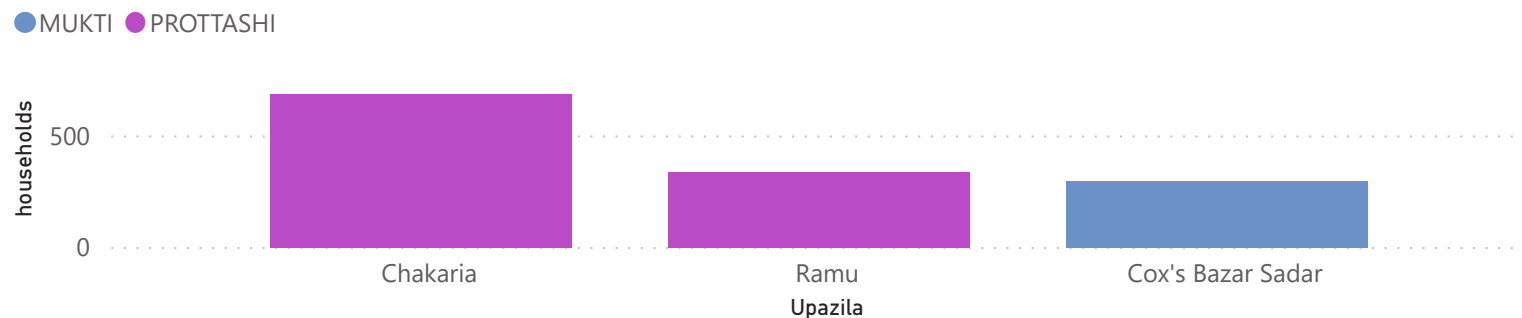


- Total of **16,283** households (**35%** of population) were reached by **4** cooperating partners

- Whykong had the highest number of households served (4,987 HH, **48%** of population), followed by Sabrang (4,691, **40%**), Nhilla (2,584, **27%**), Teknaf (2,048, **21%**) and Baharchhara (1,973, **35%**)

- **4** partners were present in Sabrang, **3** in Nhilla, **2** in Whykong, Teknaf and Baharchhara

## Other Upazilas

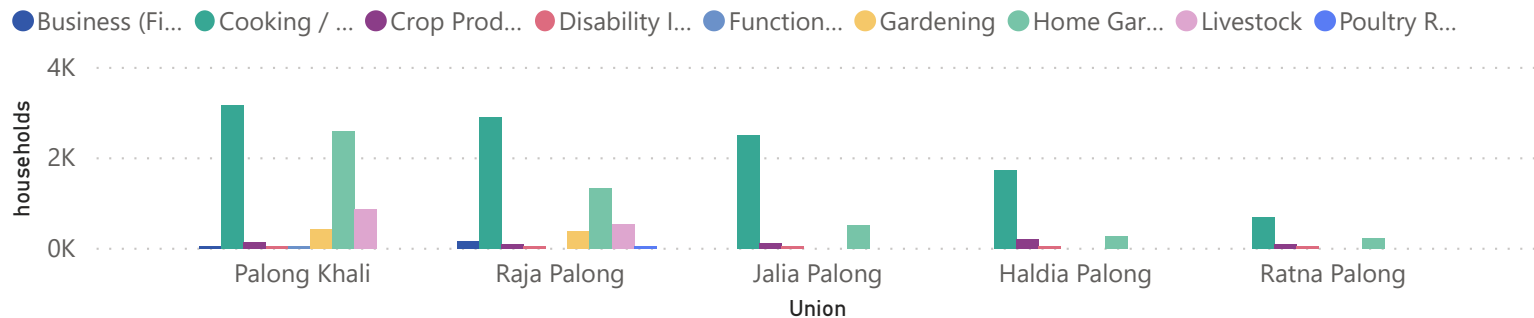


- Prottashi reached **688** households in Chakaria upazila and **337** households in Ramu upazila

- Mukti reached **299** households in Cox's Bazar Sadar upazila

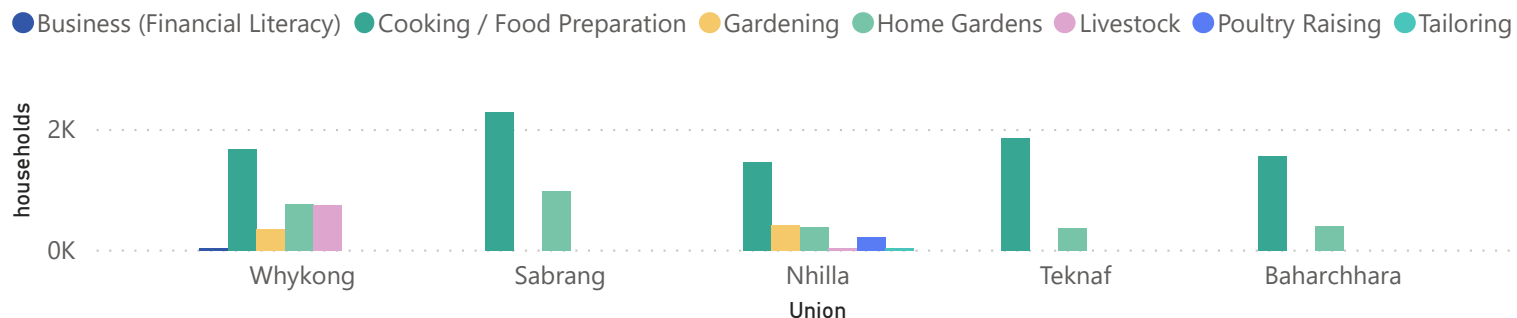
# Livelihood Support to Host Communities: Activities (January 2020)

## Ukhiya



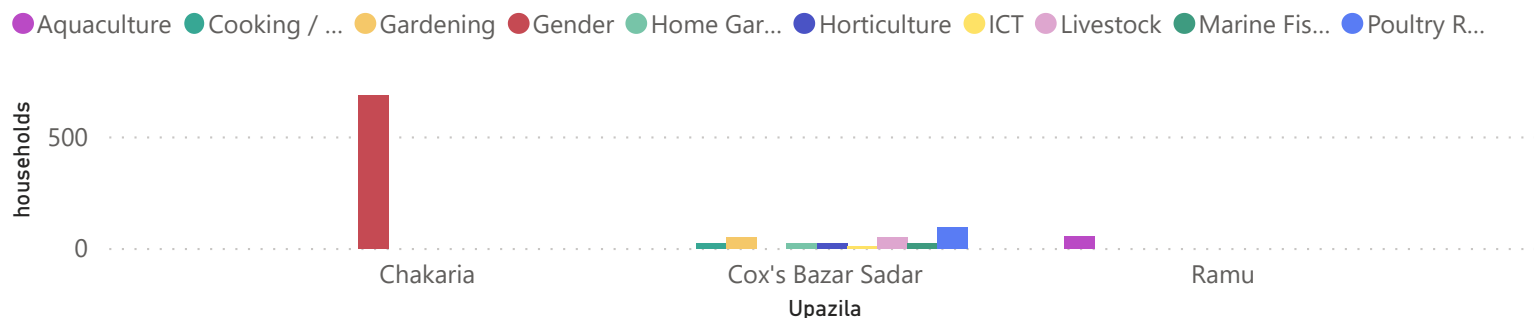
- Total of **9** activities were supported in Ukhiya
- Households in all unions received support in Food Preparation (**11,013** HH), Homestead Gardening (**4,963** HH) and Disability Inclusion (**57** HH)
- Support for Livestock was delivered in only Palong Khali (**880** HH) and Raja Palong (**547** HH)

## Teknaf



- Total of **7** activities were supported in Teknaf
- Households in all unions received support in Food Preparation (**8,883** HH) and Homestead Gardening (**2,919** HH)
- Beneficiaries in Whykong received support in Livestock (**750** HH) and beneficiaries in Nhilla received support in Poultry Raising (**220** HH)

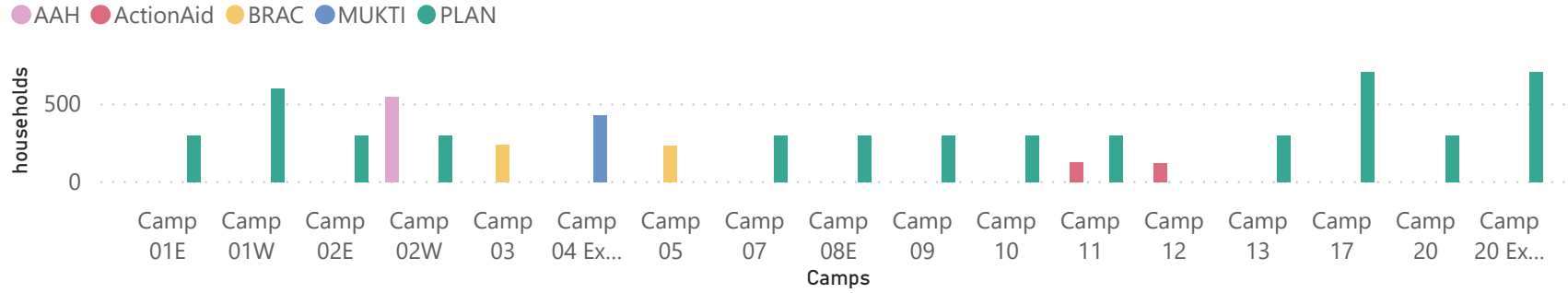
## Other Upazilas



- Awareness session on Gender was conducted for 688 HH in Chakaria
- **55** households in Ramu received support in Aquaculture
- Mukti supported **8** types of activities in Cox's Bazar Sadar, Poultry Raising (98 HH) and Livestock (50 HH) had the highest number of beneficiaries

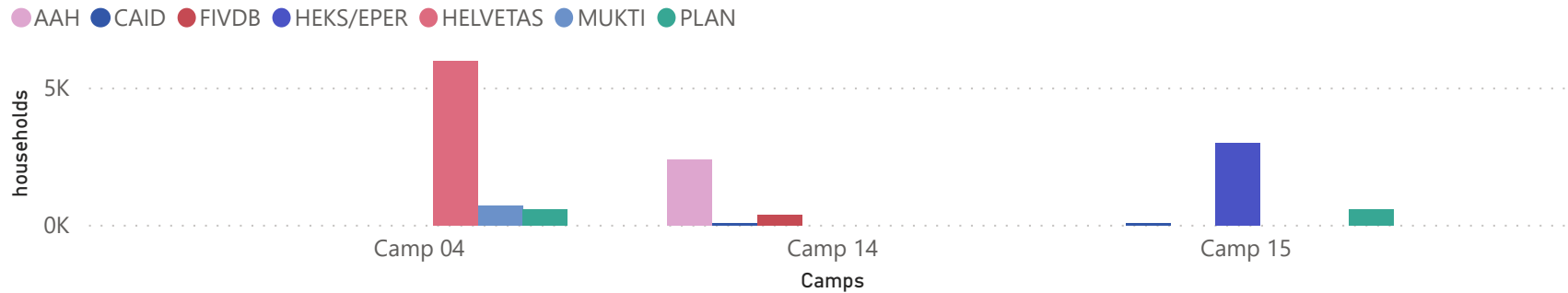
# Self-Reliance Support to Rohingya Refugees: Partner Presence (January 2020)

## Ukhiya Camps (excluding Camp 4, 14, and 15)



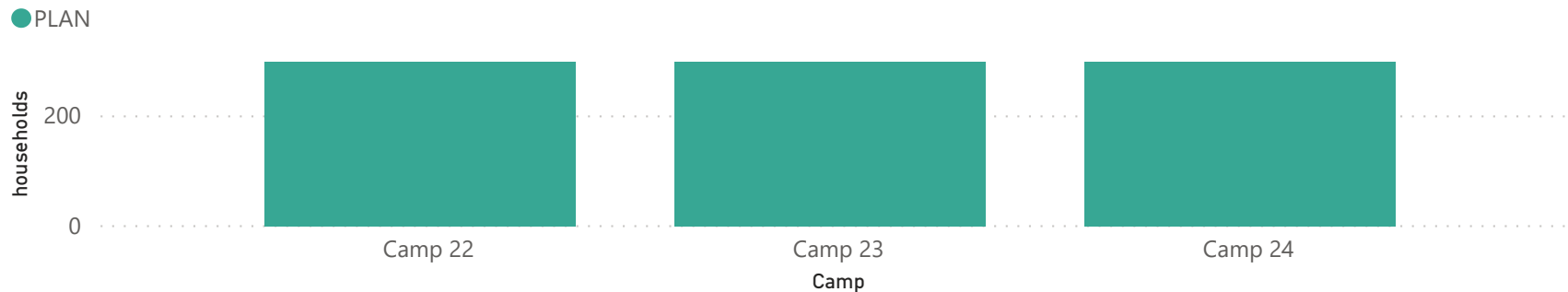
- Total of **20,567** households were supported in Ukhiya camps
- Total of **9** partners were present in Ukhiya camps
- **0** partner was present in **4** camps (**Camp 6, 8W, 16, 18** and **19**)
- Plan International reached **15** camps (**5,744** HH) in Ukhiya

## Camp 4, 14 and 15



- Coverage of population in Camp 4 was **113%** (**7,322** HH), Camp 14 was **43%** (**2,810** HH), and Camp 15 was **35%** (**3,600** HH)
- **3** partners were present in Camp **4, 14,** and **15**

## Teknaf Camps



- Total of **900** households were supported in Teknaf camps
- Camp **21, 25, 26** and **27** did not receive support for self-reliance
- Plan International was the only partner working in Teknaf camps

# Self-Reliance Support to Rohingya Refugees: Activities (January 2020)

## Ukhiya Camps (excluding Camp 2W, 3, 4, 5, 14, and 15)

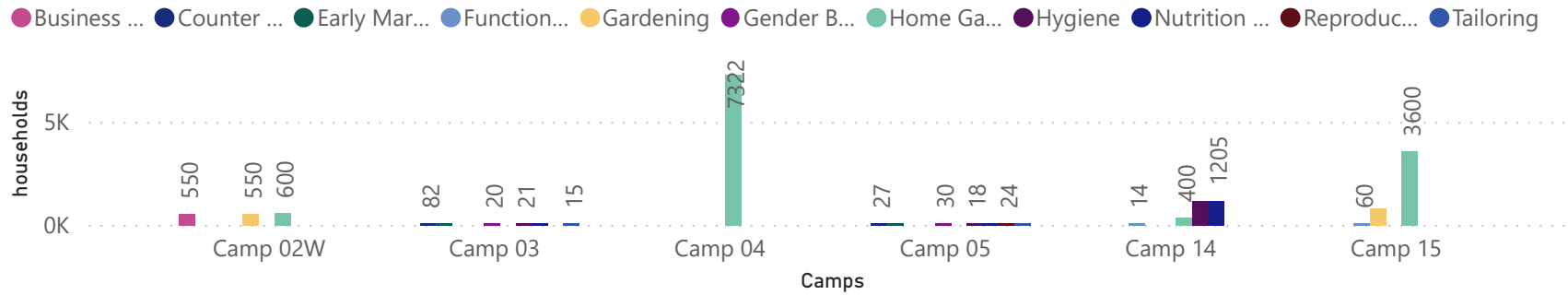


- All targeted camps received support in **Homestead Gardening**

- 13 camps in Ukhiya had 1 activity supported

- **Tailoring** was supported in Camp 11 and 12 and **Block Printing** was supported in Camp 11


## Camp 2W, 3, 4, 5, 14 and 15



- All activities in Camp 4 was for Homestead Gardening

- BRAC supported 4 skills/activities in Camp 3 and 5

## Teknaf Camps



- Beneficiaries in Camp 22, 23, and 24 received training in Homestead Gardening and received in-kind inputs