

FSL Sector Meeting

18th May 2023, Khartoum.

Meeting Agenda

- 1. HRP Revision and Financial Appeal 2023**
- 2. Updates on Displacement**
- 3. Partners Updates**
- 4. IPC Update**
- 5. AOB**
 - MEB Basket Value**
 - FSL 5Ws Date Request**
 - FSL Whatsapp Group Request**

1 - HRP Revision and Financial Appeal 2023

Key Figures - FSL Sudan HRP Revised 2023

- FSL PiN – **19.1M**
- FSL Target – **15M**
- FSL Total Requirement until the end of the year 2023 – **581 M**

- FSL Food Target – last **6.5 M (5 M realistic in three months)**
- FSL Agriculture and Livelihoods Target – **15 M (3 M HHs)**

- **FSL working on updated version**

1 - HRP Revision and Financial Appeal 2023

Published Revised Sudan HRP 2023

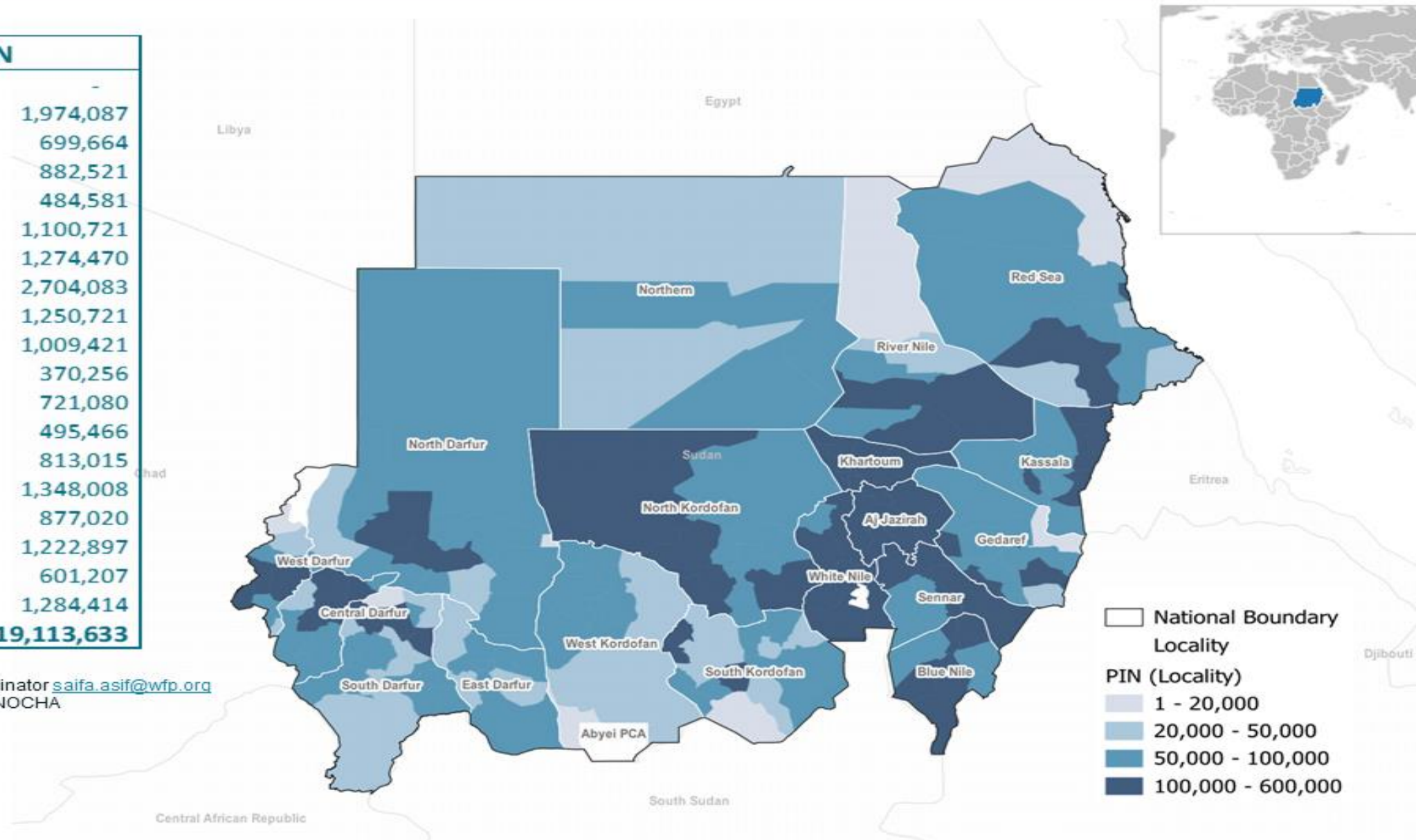
FSL will target affected people with life-saving food assistance and emergency agricultural assistance.

- FSL partners – primarily WFP - will target 5 M people with food assistance.
- FSL partners – primarily FAO - will target 3 M households, 15 M people, with livelihoods support.
- FAO and partners in the first three months will target 1.7 million household farmers (8.5 million people).
- The remaining target will be reached from July to December will be 1.3 million farmers and pastoralist households (6.5 million people).
- Based on operational and programmatic conditions, a proportion of the targeted people will receive both food assistance and emergency agricultural livelihoods.
- FSL has worked on an updated revised version of the revised HRP 2023.
- HRP to be revised in three months stock taking of the volatile situation

FSL Sudan: People in Need (PIN) by State and Locality

State	PIN
Abyei PCA	-
Aj Jazirah	1,974,087
Blue Nile	699,664
Central Darfur	882,521
East Darfur	484,581
Gedaref	1,100,721
Kassala	1,274,470
Khartoum	2,704,083
North Darfur	1,250,721
North Kordofan	1,009,421
Northern	370,256
Red Sea	721,080
River Nile	495,466
Sennar	813,015
South Darfur	1,348,008
South Kordofan	877,020
West Darfur	1,222,897
West Kordofan	601,207
White Nile	1,284,414
Total	19,113,633

Contact: FSL Sudan Cluster Coordinator saifa.asif@wfp.org
 Data Sources: FSL Sudan, HDX, UNOCHA
 Production Date: 14.05.23



National Boundary
 Locality
PIN (Locality)
 1 - 20,000
 20,000 - 50,000
 50,000 - 100,000
 100,000 - 600,000

1 - HRP Revision and Financial Appeal 2023

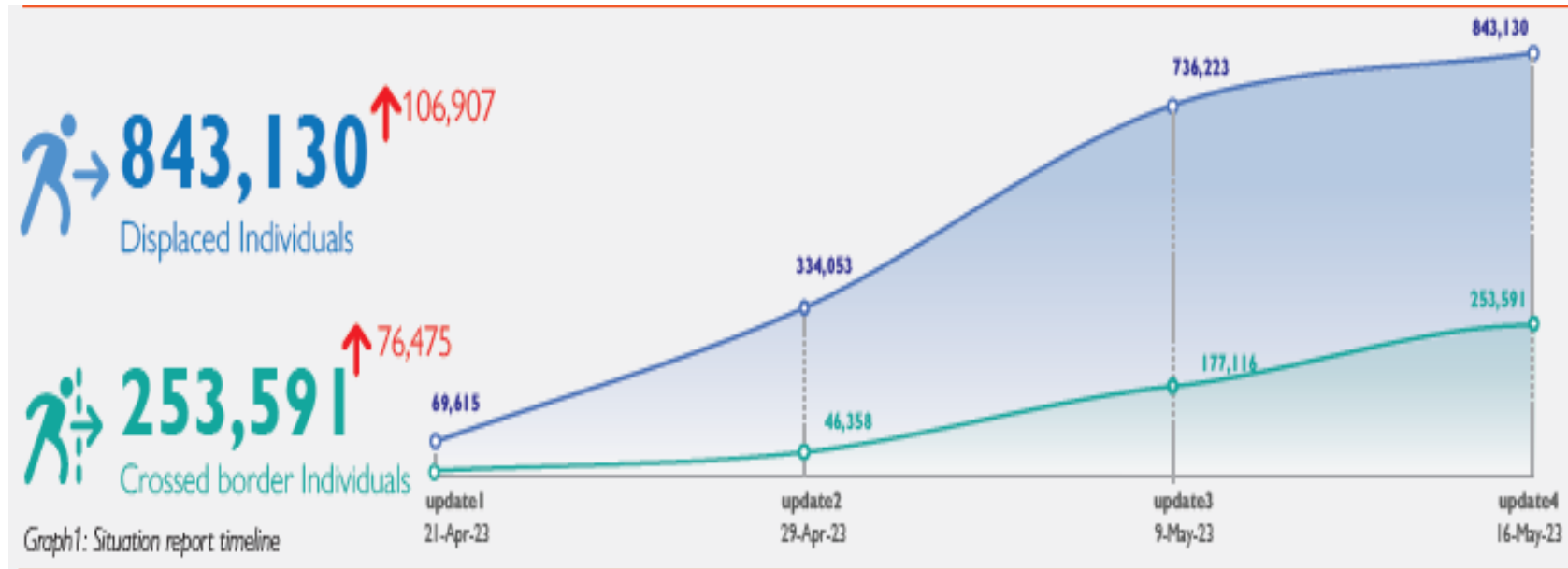
Revised Project Submission Training for Partners on 16 May

[\[Training\] Sudan 2023 - HRP Projects Revision-20230516_101042-Meeting Recording.mp4](#)

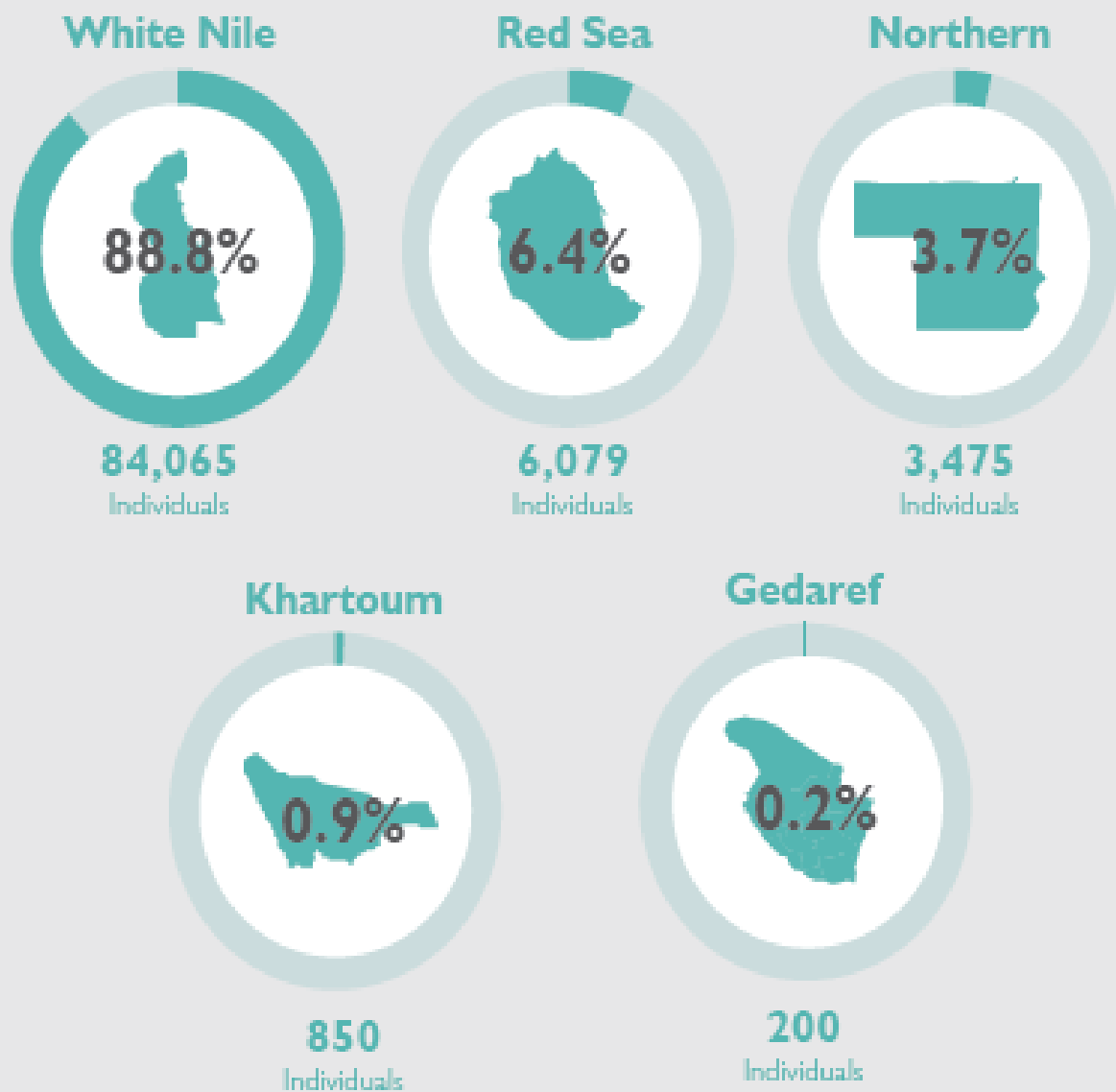
- Project submission will start from 22 May till one week, 28 May 2023.
- FSL Sector will share the relevant data in this regard with FSL Partners soon.

2. Updates on Displacement

States	Displaced Individuals
White Nile	212,265
West Darfur	156,565
River Nile	116,445
Northern	112,510
Al Jazirah	59,175
South Darfur	45,490
Sennar	41,635
Khartoum	26,845
North Darfur	24,300
North Kordofan	20,930
Red Sea	14,925
Gedaref	5,870
Central Darfur	1,780
Kassala	1,695
South Kordofan	1,585
Blue Nile	1,115

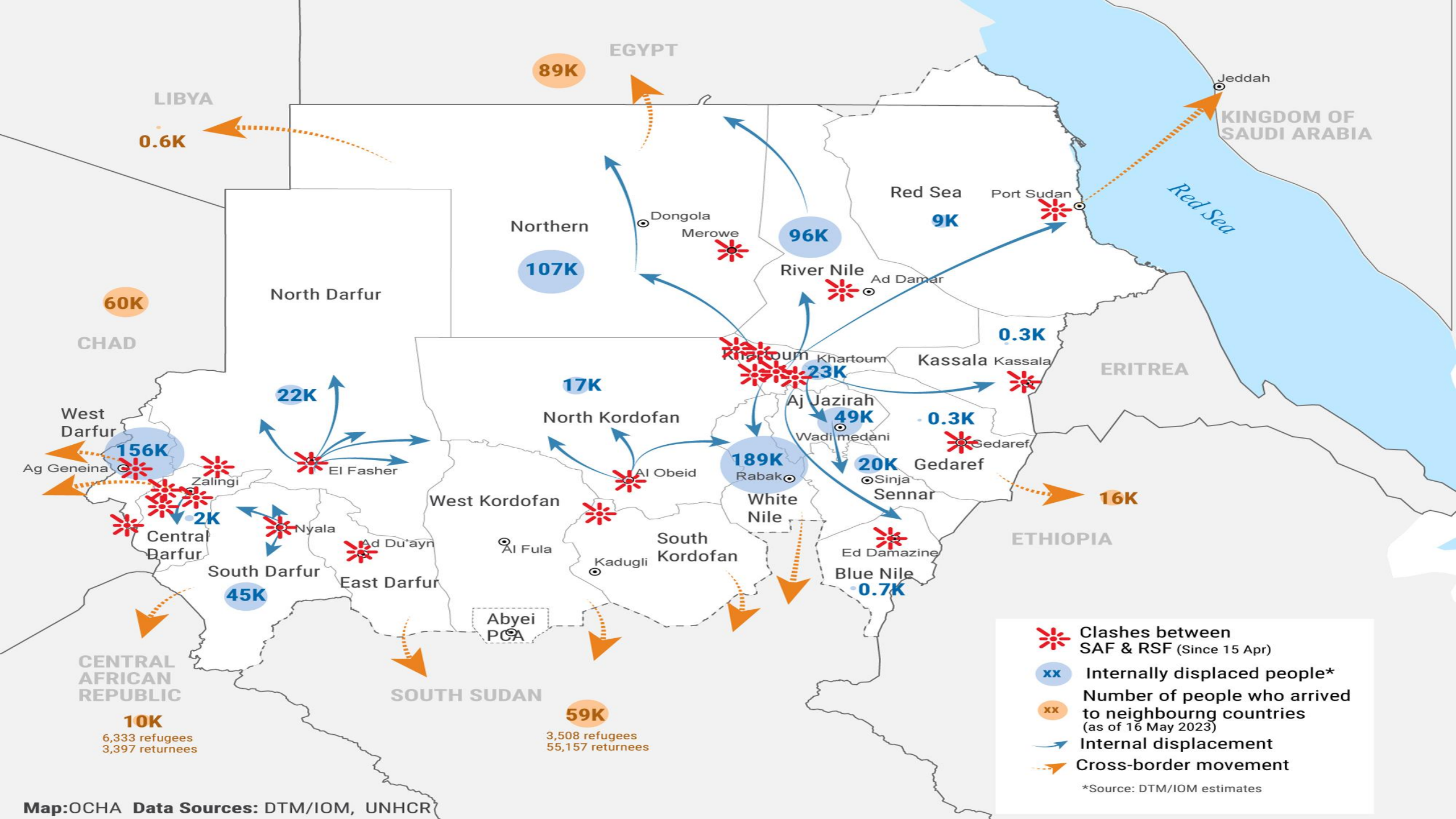


Displacement of Foreign Nationals in Sudan



Mixed Cross Border Movements

Country	Update 3 7 May 23	Update 4 10 May 23	Total (%)
Egypt	67,000	88,873	35%
Chad	41,017	76,233	30.1%
South Sudan	43,558	57,425	22.6%
Ethiopia	15,855	20,422	8.1%
C.A.R	9,686	9,725	3.8%
Libya	810	913	0.4%
Total	177,116	253,591	100%



Map: OCHA Data Sources: DTM/IOM, UNHCR

3. Partners Updates

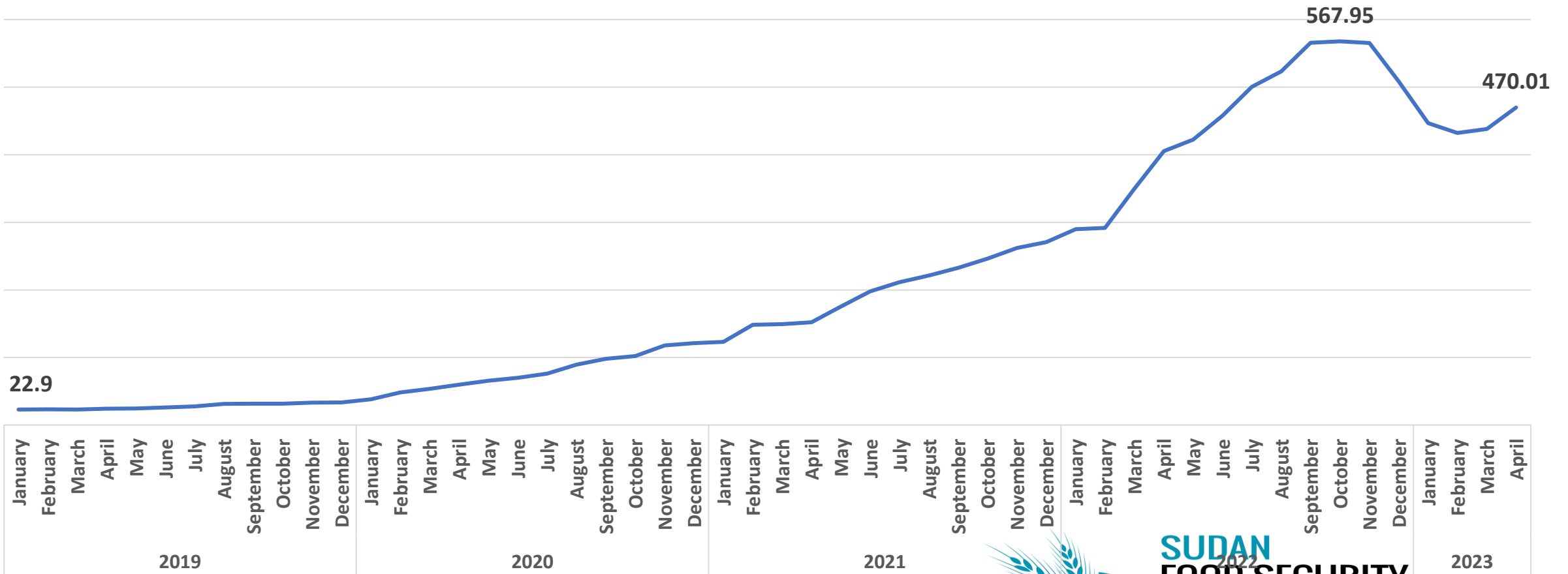
4. IPC Updates

- The IPC Sudan new analysis will start soon.
- WFP will share the CFSVA assessment data and other related information for cross tabulation on the contributing factors.
- FEWS NET to prepare the price, market and trade functionality, exchange rates and inflation.
- FAO- CFSAM and other agriculture and livestock related data and information.
- Other cluster coordination systems and UN agencies and NGOs on non-food humanitarian assistance (WASH, Shelter, Nutrition and Health) will also be included.
- Linking Log and Supply Chain, and Access WG with IPC to have updated information.
- Share Assessments and reports with FSL Sector.



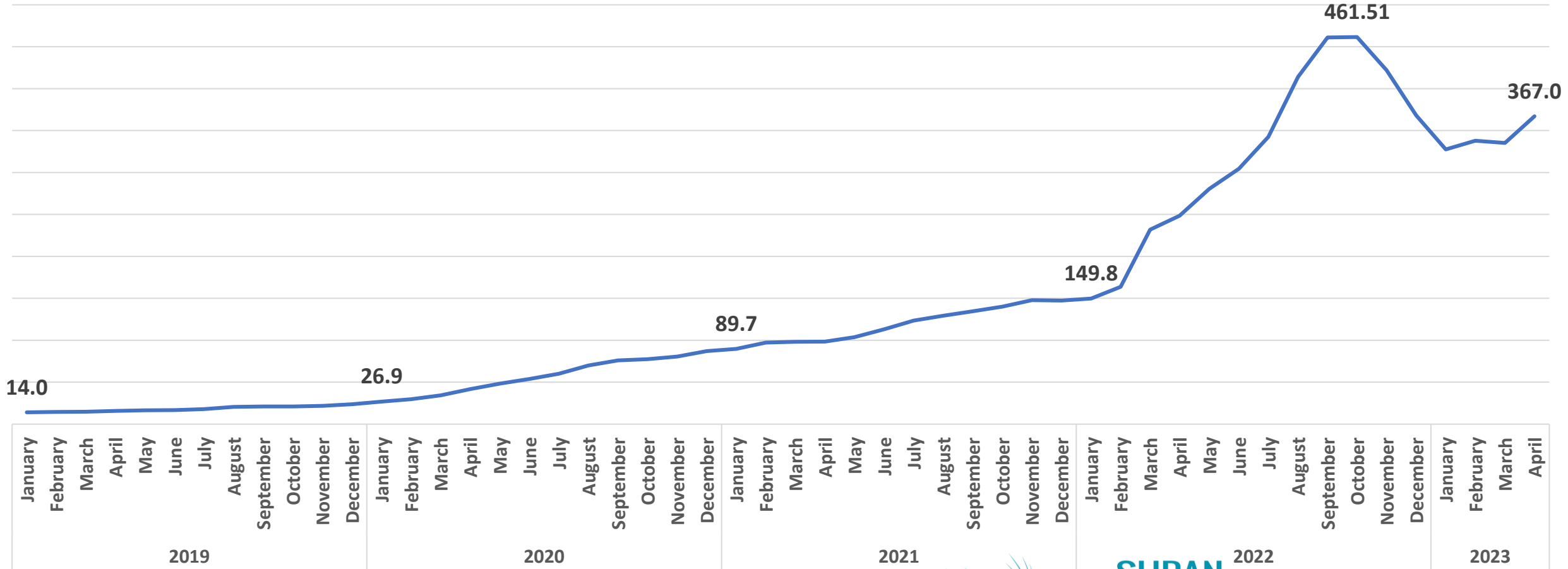
Local Food Basket (LFB)

National average price of local food basket (SDG)



Sorghum

National Average Price of Sorghum (SDG/1kg)



5 – AOB - MEB Basket Value

Component	March 2023	April 2023	Remarks
Local Food Basket (per person per day)	438.3 SDG	470.0 SDG	68 percent of MEB
Non-Food Component (per person per day)	206.3 SDG	221.2 SDG	32 percent of MEB
MEB value (per person per month)	19,337 SDG	20,736 SDG	= (LFB + NFI)*30

5 – AOB - FSL 5Ws Date Request

- FSL Sudan shared a reminder to FSL partners yesterday to share your activities in the simplified 5Ws by today COB (18th May).
- Based upon the received information, we'll prepare the partners presence mapping with their respective operations.
- We are available for any questions or queries you may have regarding the simplified 5Ws template and process in general.

5 – AOB - FSL Whatsapp Group

Fill the link to create FSL Sudan partners Whatapp group for operational coordination;

https://forms.office.com/Pages/ResponsePage.aspx?id=rtkqRtnXBkK4dHGx4HI3bwWzIT_AQn5Ctm9OKK7EobRUMU1ZVzk0MjQzUE9FVUFEOU5ESV4V0I0VS4u