

FSL Sector Meeting

5th October 2023, Khartoum



Meeting Agenda

1. Humanitarian Situation Updates
2. FSL State-Level Situation Updates
3. Funding Status of Revised HRP 2023
4. HPC 2024 Updates & Timeline
5. FSL Objectives and Target
6. FSL Activity Costing for HPC 2024
7. FSL Interactive Response Dashboard
8. Displacement Snapshot
9. Partners Updates, Challenges, Way Forward
10. GBV Risk Mitigation for FSL Cluster (UNFPA)
11. AOB
 1. MEB Updates
 2. CWG Updates

1. Humanitarian Situation Update

Clashes

- Fighting continues
- Intensified fighting between SAF and RSF in North and South Kordofan has seen SAF gaining control of the Wad Ashana area between Tandelti and Um Ruwaba, leading to the disappearance of RSF checkpoints in Wad Ashana. Recent reports also suggest SAF operations in Al Ghabsha, between Wad Ashana and Um Ruwaba, resulting in casualties among RSF personnel. In response, RSF seems to have regained control of Wad Ashana, sparking social media discussions.
- Sudan has declared a cholera outbreak in Gedaref State, where 264 suspected cases, 4 confirmed cases and 16 deaths have been reported by September 25, 2023.

Floods

Since July, about 72,000 people in seven states have been affected by heavy rains and flooding, according to the 2023 Sudan floods Dashboard in Northern, River Nile, North Darfur, Gedaref, White Nile, North Kordofan and South Kordofan states. On 13 and 14 September, heavy rains and flooding affected 1,700 people in North Darfur's Al Fasher and Al Lait localities.

Displacements

- The total number of displaced people within and outside Sudan has reached 5.4M since 15 April.
- Sudan now has the highest number of internally displaced people globally.
- Since April, 1 M displaced per month

■ 1.1 M refugees



SUDAN
FOOD SECURITY
& LIVELIHOODS SECTOR

1. Humanitarian Situation Update

Humanitarian Assistance & Compounding Factors

- Massive aid funding shortfalls, combined with reduced domestic food production and severe water shortages have left displaced families in a dire situation.
- Looting, delays in approvals of movements, outbreaks warehouses, poor network, phone connectivity problems, lack of cash, have further hampered relief interventions and affected assistance to impossible for displaced families in some places.
- However, delivery of humanitarian assistances continues even if challenging and unpredictable.
- Fuel shortages are also hampering the movement of humanitarian staff and supplies besides affecting to maintain the cold chain storages.

Access

- Due to ongoing conflict crises, other impediments and obstacles faced by humanitarian partners, continue to make access to people in need extremely challenging and unpredictable.
- Lack of commitment from parties to the conflict to provide safe passage affects movements across the country. For the third consecutive week, the movement of humanitarian supplies to Kordofan and Darfur is on hold.
- Shortage of fuel is another operational impediment, particularly in hard-to-reach areas.
- It includes requirements to share beneficiary lists, denial of and restrictions on travel permits and movement of supplies, requirements of various payments such as incentives, suspension of activities and gatherings since mid-August.



SUDAN
FOOD SECURITY
& LIVELIHOODS SECTOR

2. FSL State-Level Situation

1. West Kordofan State

- The security situation is stable, the cropping season under harvesting stage.
- 345 ton of sorghum seeds distributed to 34,500 HHs smallholders.
- Most targeted smallholder are in needs for post-harvesting services.

2. Gadaref

- There is a gradual increase in food needs as more IDPs come to the state. The security situation remains calm but unpredictable.
- General Food Assistance in 4 Tigray camps covering about 46,000 beneficiaries in addition to 20,000 New IDPs. Plan to reach out to Host communities with General Food Assistance in all localities"
- Discrepancies in the numbers from different actors is affecting planning.

3. River Nile

- Flood, conflict and food unavailability are impacting the situation in the state.
- Many organization are responding to state needs, however there is a gap due to the continuous incoming displacements (65K IDPs)
- Unavailability of internet connectivity as well as vehicles

2. FSL State-Level Situation

4. Northern State

- Price shocks lead to reduction of the purchasing power. Lack of fuel, fertilizers, agricultural credit. Massive displacements to the state (16% of the state population). Weakness of the rainy season, lack of agricultural inputs, and climate change are affecting the FSL situation.
- 200 MT of sorghum and food packages has been distributed for most vulnerable farming HHs and IDPs.
- Poor working environment lack of vehicles, furniture, internet connectivity.

5. Kassala

- The security situation remains calm but unpredictable. IDPs are in need for FSL interventions. Banking services are improved. Fuel price increased 3 times during September.
- All localities in the state are accessible. 60,000 vulnerable small-scale farmers and households in 8 localities were reached with seeds distribution.
- An inter-sectoral assessment is planned and pending government approval.

6. Sennar

- The security situation remains calm.
- Food assistance is provided to the IDPs. Plan to conduct a market and needs assessment targeting IDPs and host communities. Agriculture season is progressing well
- Cash, internet connectivity, weakness of the rainy season

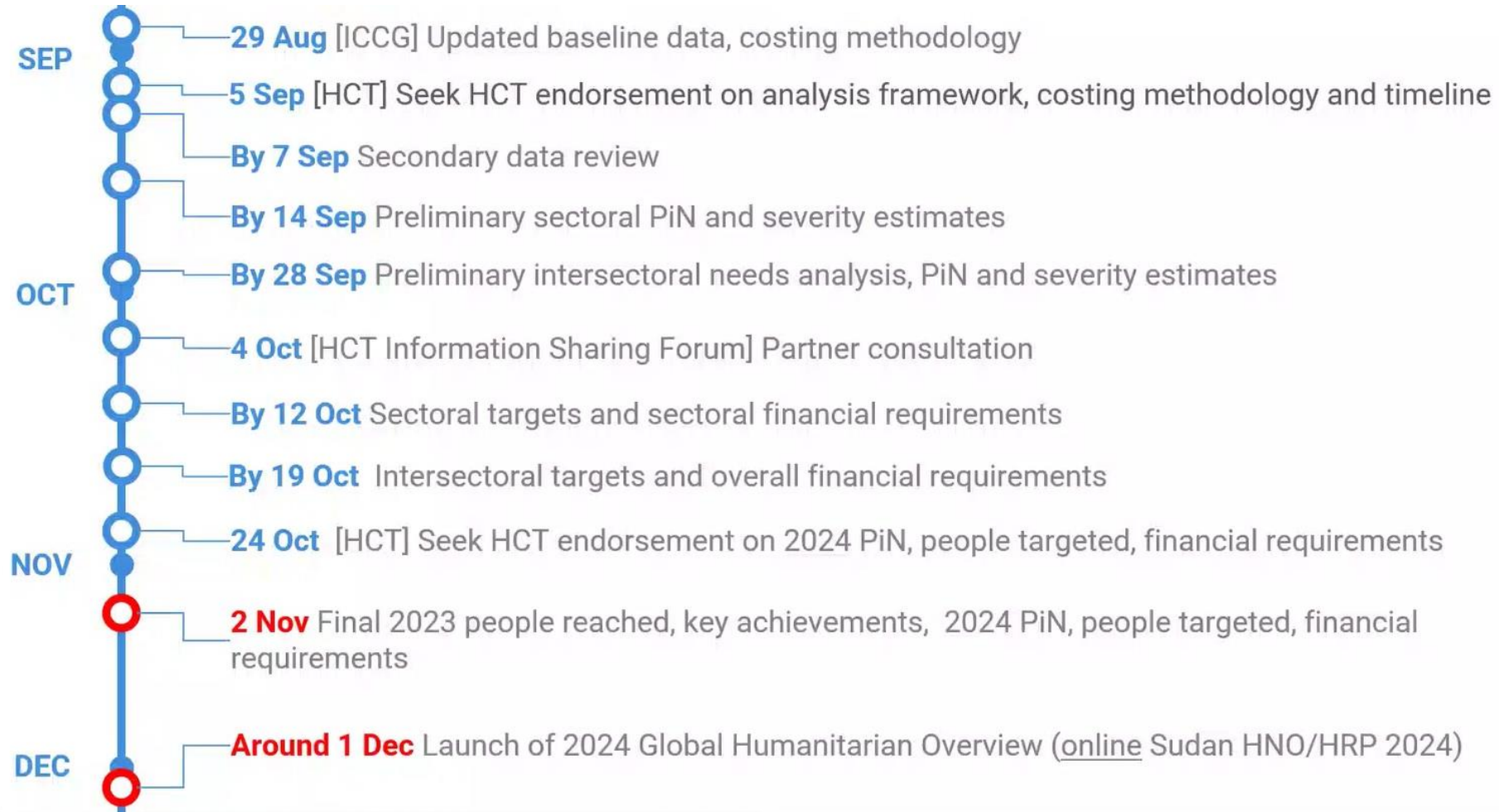


3. Funding Status of Revised HRP 2023

	Requirements	Funded	Unmet Requirements	Coverage %
FSL Sector	\$581.2M	\$264.9 M	\$316.3M	45.6%

4. HPC 2024 Updates

HPC 2024 Timeline



4. HPC 2024 Updates

FSL PiN

- FSL PiN: **20.3M**
 - IDPs: 7.07M
 - Refugees: 963K
 - Host Community: 5.27M
 - Non-Displaced Population: 6.98M
- Calculation Methodology – based on IPC analysis (IPC3+)
- JIAF 2.0 Methodology for inter-sectoral PiN is now with HCT

5. FSL Objectives and Target

SO1:

Improve the food security status of assessed food insecure people through life-saving and life sustaining food assistance

SO2:

Support self-reliance of affected households by protecting and building productive assets and restoring or creating income generating opportunities to save and sustain lives

Target:

To be defined based on partners' operational capacity, access, etc.

Target in revised HRP 2023: 15 M (6 M with food assistance and 15 M with emergency livelihoods support)

6. FSL Activity Costing for HPC 2024

FSL Activities	Unit for indicator	Unit Cost per Indicator HRP 2023	Unit Cost per Indicator Revised HRP 2023	Unit Cost per Indicator HRP 2024
General Food Distribution (Full Ration)	Person per month	22.40	25.21	22.1
General Food Distribution (Half Ration)	Person per month	11.35	14.89	11.05
Cash/Vouchers Based Transfer (Full Ration)	Person per month	14.84	16.67	20.47
Cash/Vouchers Based Transfer (Half Ration)	Person per month	6.35	8.33	11.02
FSL Assessment under SO1	Assessment		-	500,000

FSL Activities	Unit for indicator	Unit Cost per Indicator HRP 2023	Unit Cost per Indicator Revised HRP 2023	Unit Cost per Indicator HRP 2024
Agricultural Support (Seeds, Tools)	Household	35	40	40
Livestock Support (Distribution of live animals, concentrate feed, fishing gears, mineral licks)	Household	170	180	1150
Veterinary Support (Provision of inputs and services -vaccines-drugs, laboratory, CAHW and veterinary equipment)	Household	-	-	25
Livelihood Cash/Voucher Support	Household	55	32.6	
Vocational Trainings	Training Session	500	700	800
FSL Assessment under SO2&3	Assessment	300,000	500,000	500,000

7. FSL Response Updates

(15 Apr – 03 Oct)



7.43M

FSL Sector Beneficiaries



2.13M

Food Assistance Beneficiaries



5.30M

Livelihoods Beneficiaries

Reporting Organizations

29

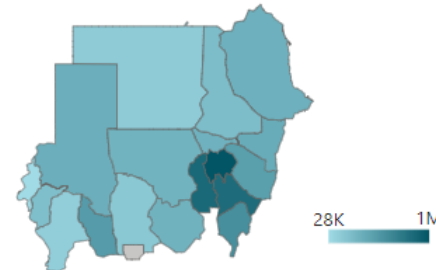
Total beneficiaries reached per organization

Food and Agriculture Organization (F...)	4,779,920
World Food Programme (WFP)	1,711,888
African Relief Committee	248,000
Humanitarian Relief Foundation (IHH)	160,165
Catholic Relief Services (CRS)	133,218
United Nations Development Progra...	80,847
Save the Children	56,538
Mercy Corps	48,920
CARE International	37,788
Plan International	33,976
International Rescue Committee (IRC)	28,900
ZOA	24,510
Adventist Development and Relief A...	20,160
Samaritan's Purse	18,701
Islamic Relief Worldwide (IRW)	11,406
Welthungerhilfe (WHH)	7,210

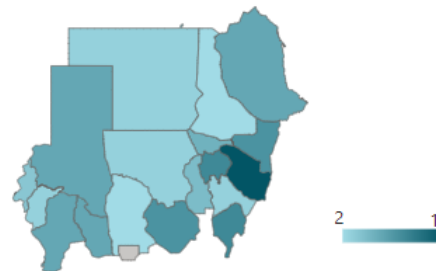
States Reached

18


Total beneficiaries reached per state



No. of partners present per state



Reach timeline




SO1: Total beneficiaries reached per FSL activity

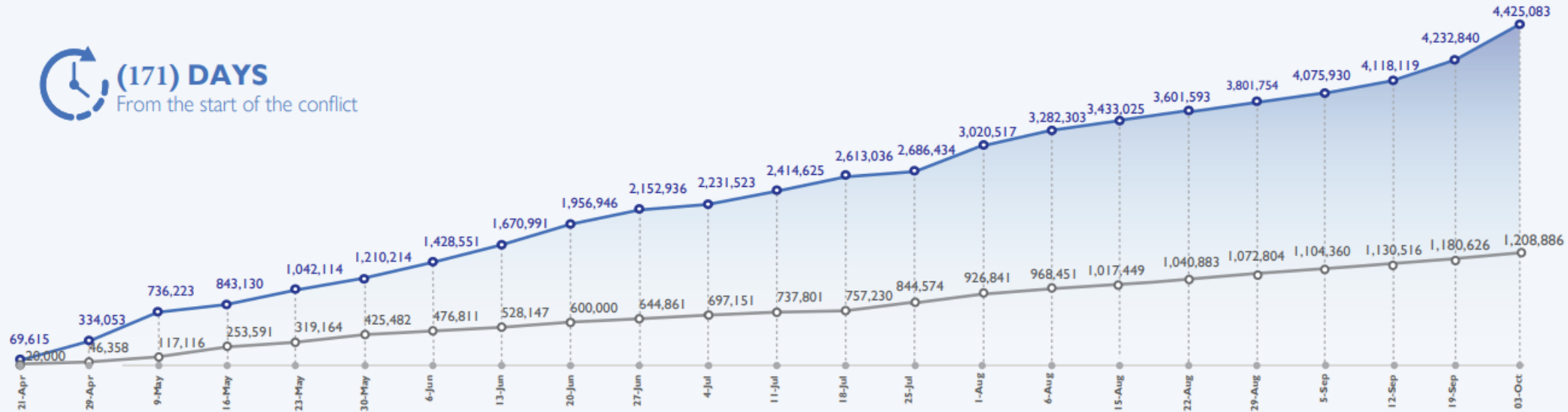
General Food Distribution (Half Ration)	1,842,332
Food for Assets (In-kind)	163,836
Food Voucher/Cash (Full Ration)	67,930
Food Voucher/Cash (Half Ration)	30,838
General Food Distribution (Full Ration)	17,342
Food for Assets (Voucher/Cash)	6,791

SO2&3: Total beneficiaries reached per FSL activity

Agricultural Support (Seeds, Tools)	5,243,793
Livestock Support (Distribution, Treat...)	19,995
Livelihood Cash/Voucher Support	13,591
Livelihood Kits Support	13,453


8. Displacement Snapshot

 **(171) DAYS**
From the start of the conflict



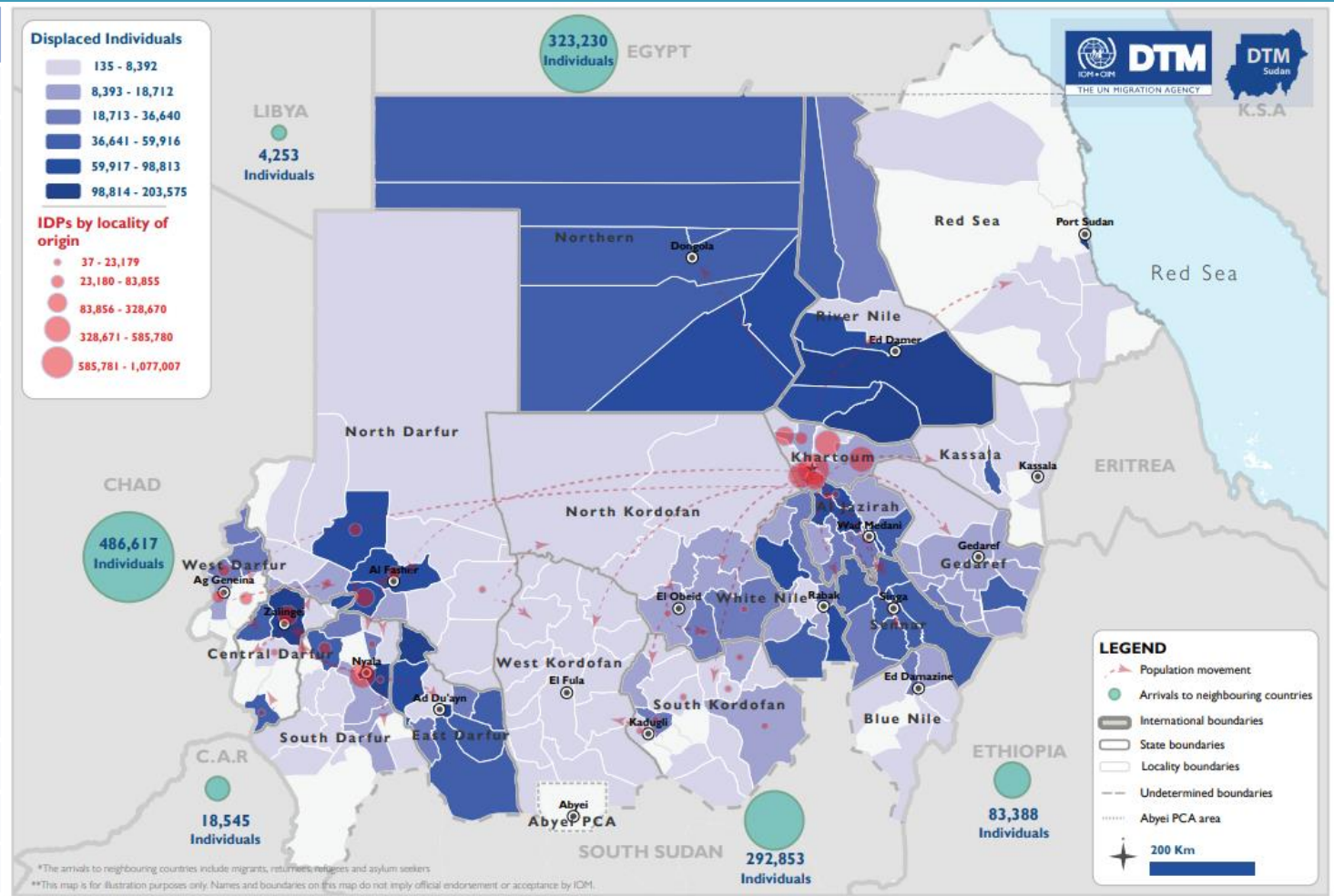
 **4,425,083**
Displaced Individuals 129,991 ↑

 **883,098**
IDP households 37,319 ↑

 **1,208,886**
Mixed Cross-Border Movement 28,260 ↑

8. Displacement Updates

Current Locations	MDO 28-Sep-23	Snapshot 5 03-Oct-23	Difference	% Total IDPs	Number of locations
Aj Jazirah	298,674	366,744	68,070 ↑	8.29%	1,045
Blue Nile	52,794	53,325	531 ↑	1.21%	94
Central Darfur	287,095	290,240	3,145 ↑	6.56%	17
East Darfur	500,515	500,965	450 ↑	11.32%	18
Gedaref	252,824	263,063	10,239 ↑	5.94%	205
Kassala	102,777	105,452	2,675 ↑	2.38%	141
Khartoum	60,100	61,975	1,875 ↑	1.40%	42
North Darfur	329,645	331,998	2,353 ↑	7.50%	86
North Kordofan	90,168	98,221	8,053 ↑	2.22%	355
Northern	364,378	362,478	1,900 ↓	8.19%	247
Red Sea	108,420	112,609	4,189 ↑	2.54%	108
River Nile	512,755	513,405	650 ↑	11.60%	458
Sennar	327,091	323,881	3,210 ↓	7.32%	211
South Darfur	490,153	506,203	16,050 ↑	11.44%	38
South Kordofan	84,899	92,269	7,370 ↑	2.09%	337
West Darfur	100,335	105,750	5,415 ↑	2.39%	30
West Kordofan	46,231	48,110	1,879 ↑	1.09%	394
White Nile	286,238	288,395	2,157 ↑	6.52%	577
Total	4,295,092	4,425,083	129,991	100.00%	4,403



9. Partners Updates, Challenges, Way Forward

10. GBV Risk Mitigation for FSL Cluster (UNFPA)

11. AOB

AOB: Scenario Building (DFS)

AOB: MEB Updates (WFP)

AOB: CWG Updates

- The Sudan MEB is updated monthly and the latest MEB value is 26,228 SDG per person per month. This has been shared monthly since 2021.

Component	June 2023	July 2023	Remarks
Local Food Basket (per person per day)	587 SDG	595 SDG	68 percent of MEB
Non-Food Component (per person per day)	276 SDG	280 SDG	32 percent of MEB
MEB value (per person per month)	25,914 SDG	26,228 SDG	= (LFB + NFI)*30 days

- The current MEB uses an average of 6 people per month, it's important we are harmonizing on transfer values, as this can cause confusion and tension with authorities and the affected communities we speak to support.
- The CWG recommendation is partners provide 100% of the MEB for transfer values (given the current crisis, high level of needs, and that past harvest Sudan as a whole is projected to be in IPC 3+). The food security cluster also currently recommending providing 100% food ration.
- The transfer value is based on an average of 6 people per HH. The latest HH transfer value is 26,228 SDG X 6 people = 157,368 SDG per HH per month