

Save the Children Food Assistance program – NEW ARRIVALS

Background

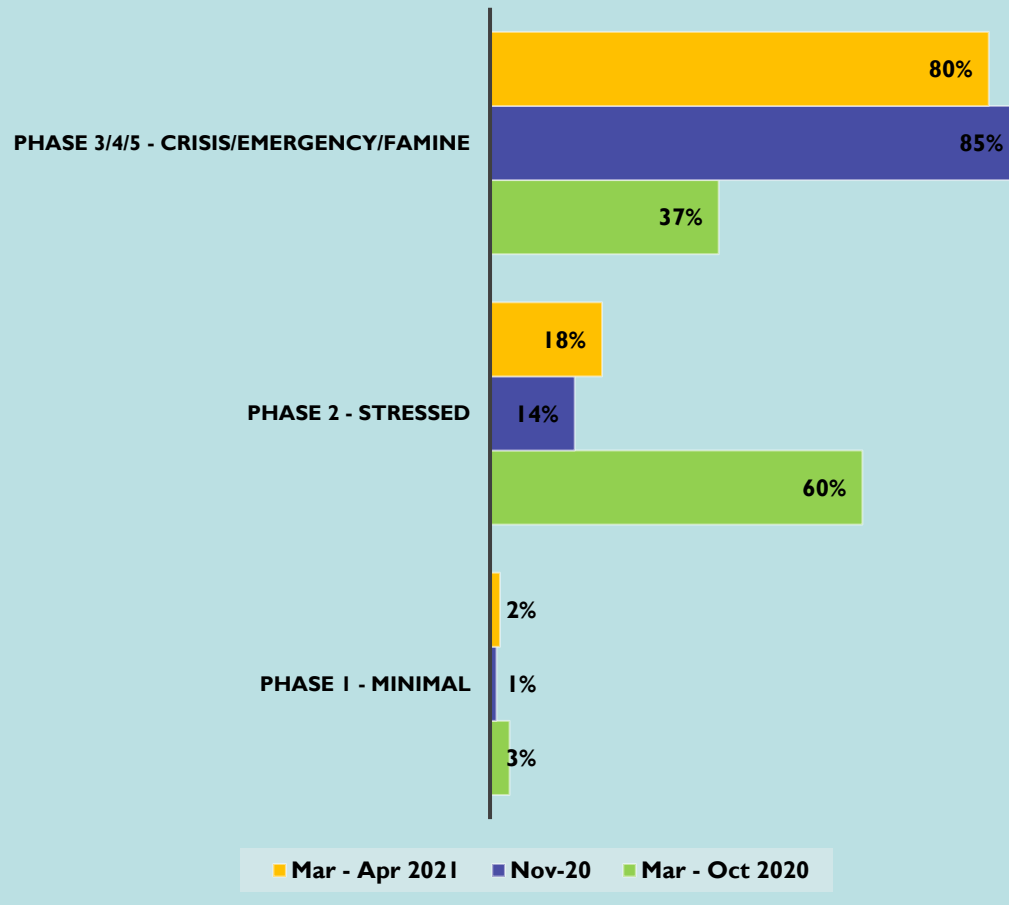
- Save the Children (SC) has been delivering food assistance for conflict affected HHs in Northeast Nigeria since 2016. Funded by the USAID Bureau for Humanitarian Assistance , and implemented in four of the most critical conflict-affected areas in Borno state: Konduga, Mafa, MMC, and Jere, SC currently reaches more than 40,000 HHs (over 238,000 individuals).
- HHs are enrolled based on their food security status, determined by three food security indicators: Household Hunger Scale (HHS), reduced Coping Strategies Index (rCSI) and Food Consumption Score (FCS).

Food Security outlook among New Arrivals

- Between March and October 2020, SC registered 2,960 HHs and 82% (2,429 HHs) were eligible for assistance.
- In November 2020, SC identified six new communities hosting IDP HHs without assistance, and 1,976 HHs were registered with 96% (1,900) eligible for assistance.
- In March 2021, SC registered 2,693 HHs by April 1, 2021, we paused registration in order to ensure eligible HHs were enrolled and able to receive April food assistance.
 - 2,579 HHs (95.8%) were eligible for assistance based upon program targeting criteria, well beyond the 300 monthly arrivals initially budgeted for.

Reduced Coping Strategy Index (rCSI)

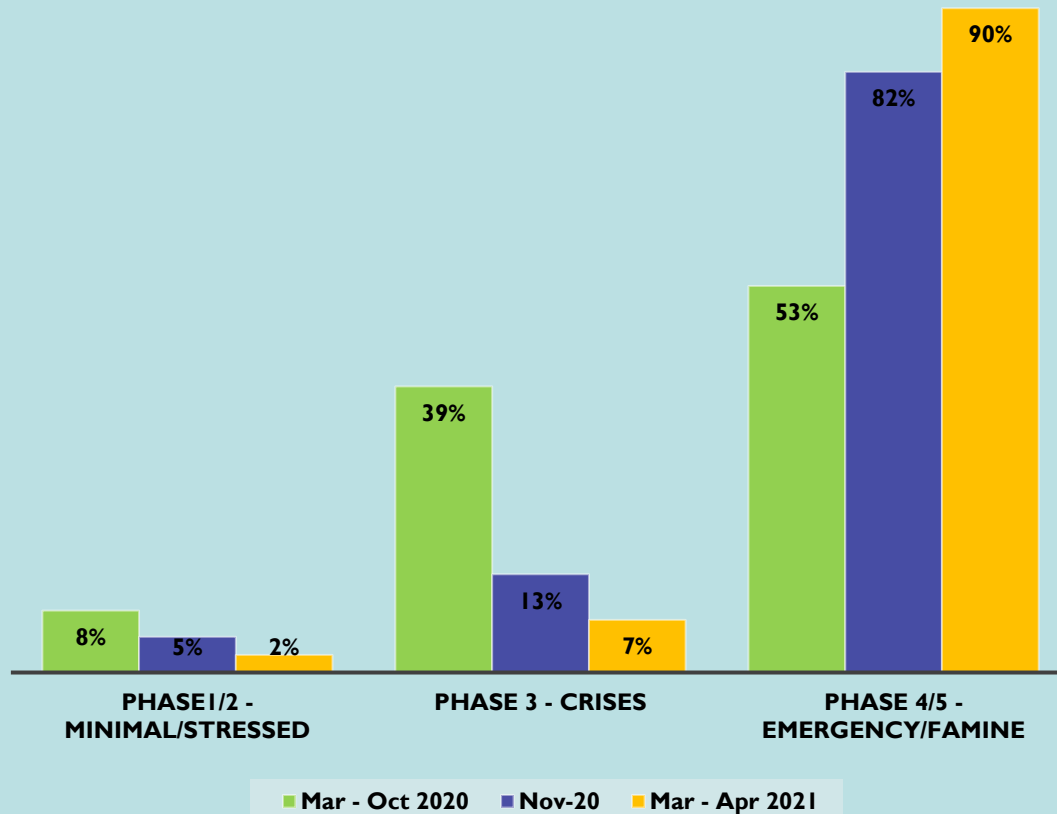
Fig. 1: rCSI Category



The mean rCSI for HHs registered in March and April 2021 was 32.78, compared to 31.6 for all HHs registered in the last twelve months.

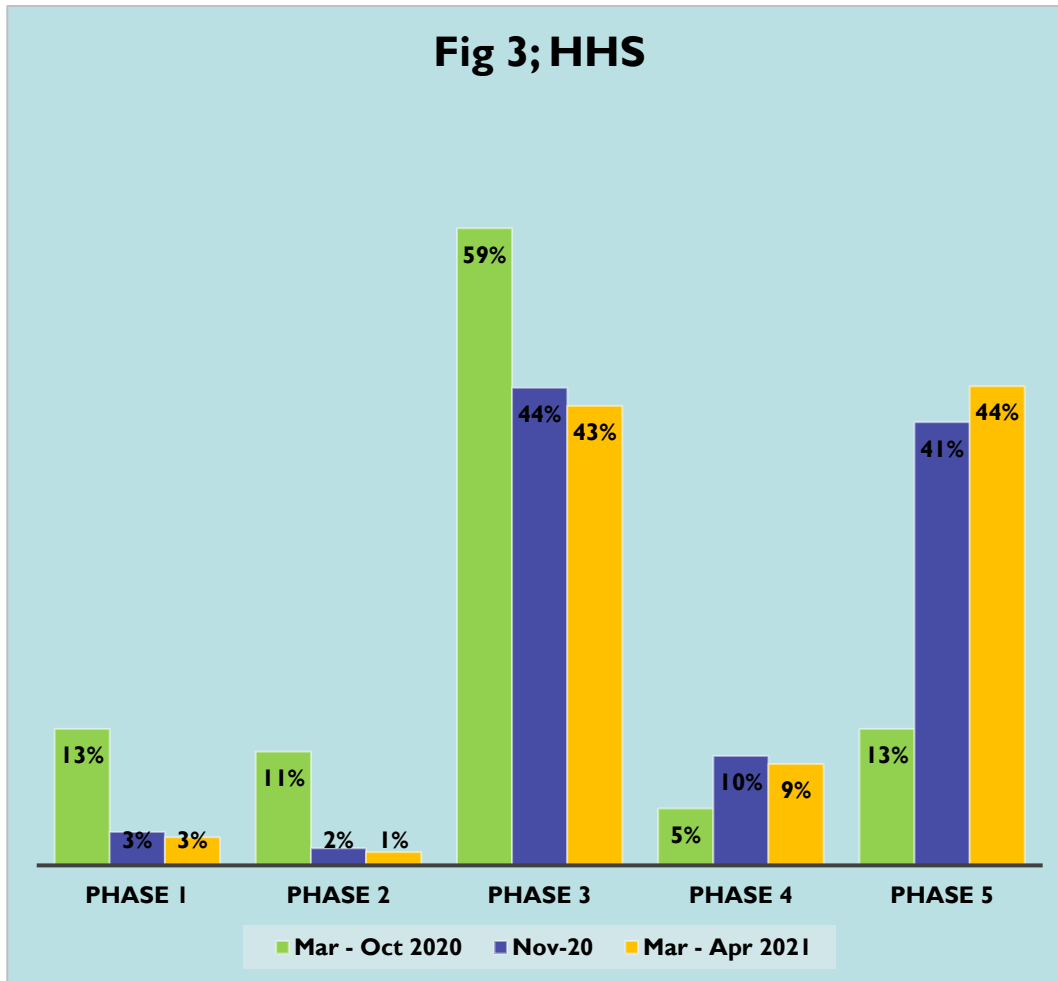
Food Consumption Score (FCS)

Fig. 2: FCS Category



The mean food consumption score for HHs registered in March and April 2021 was 13.5, compared to 19.23 for all HHs registered during the last twelve months.

Household Hunger Scale (HHS)



The mean HHS score was 4.12 in March-April 2021 registration compared to 3.57 for all HHs registered in the last twelve months. Figure 3 shows the categories of hunger between the two registration cohorts.

Take away points

- **In the month of March 2021, we identified almost as many newly displaced households as we registered in total between March and October of 2020.**
- **This is not a comprehensive reflection of needs as SC had to end the assessment process at the end of the month to allow sufficient time to enroll eligible HHs for April transfers.**
- **Of those households we did identify, over 95% were eligible based on our targeting criteria, while previously we would typically see around 80% eligibility for displaced households.**
- **Most concerningly, 44% of these newly displaced households had HHS scores equivalent to IPC Phase 5; and 90% had Poor FCS, equivalent to IPC Phase 4 and 5.**

Limitations

- **SC** hasn't been collecting data on **GAM Rate**.
- **IDP** perception on the interviews