



SYRIA HCT
FOOD & AGRICULTURE
SECTOR

<https://fscluster.org/syria>

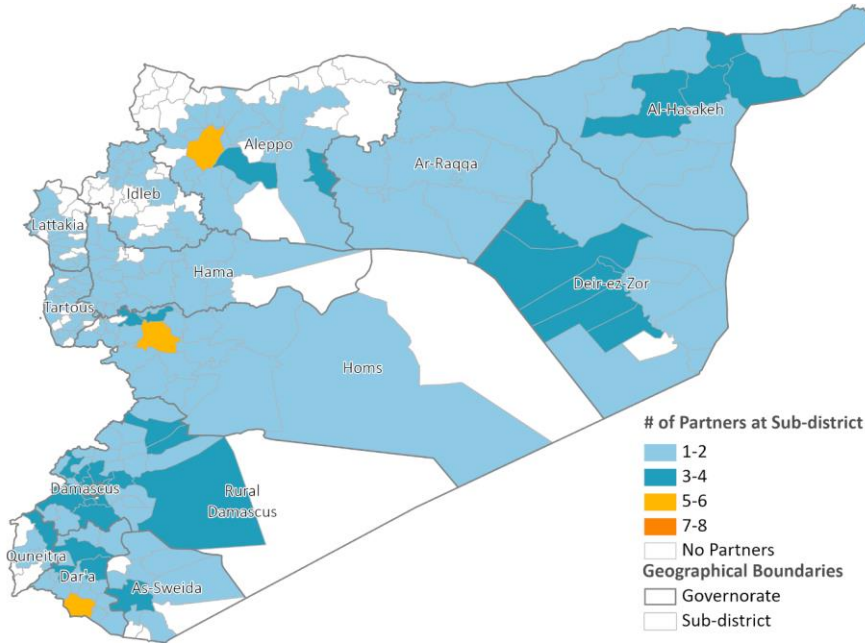


Overview of Situation Food and Agriculture Sector Syria HCT Hub

*Nov 20th-22nd
Beirut - Lebanon*



Partners' Presence Map



This map is based on data available at Sub-District level. The **highest** number of partners was presented in **Jebel Saman** Sub-district (6 Partners) in Aleppo governorate.

Disclaimer: The boundaries and names shown and the designations used on this map do not imply official endorsement or acceptance by the UN.

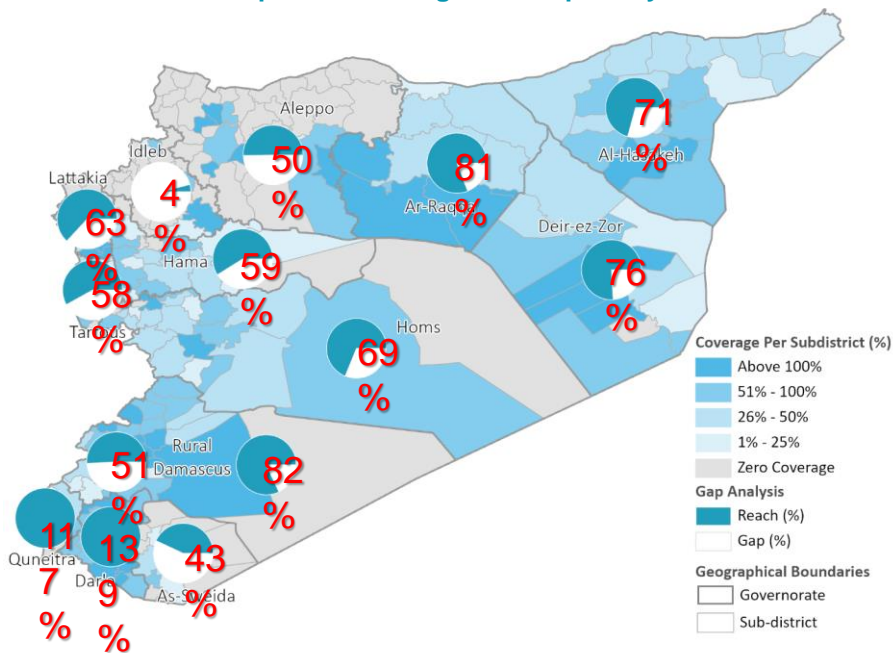
This map demonstrates the areas where FSC partners' projects are currently being implemented. It is based on the FSC 5Ws matrix, hence it reflects the activities of the organizations that have shared their 5W inputs with the cluster. Non-listed actors, currently conducting food security activities, are encouraged to share their inputs with the FSC. Since project commencement and closure might occur at any point during the year, this mapping will be updated and shared monthly in order to have a realistic and up-to-date version of the current situation.

Total Number of Partners: 14

AAH	ADRA
COOPI	FAO
ICRC	IFRC
Oxfam	PWJ
TDH	UNHCR
UNRWA	WFP
ZOA	EPDC

SO1 Food Assistance Dashboard

Food Basket Response Coverage and Gap Analysis



This map is based on data available at Sub-District level. The **highest** number of partners was presented in **Jebel Saman** Sub-district (6 Partners) in Aleppo governorate.

Disclaimer: The boundaries and names shown and the designations used on this map do not imply official endorsement or acceptance by the UN.



PEOPLE IN NEED
10.4 Million



PEOPLE TARGETED
4.8 Million



PEOPLE REACHED WITH FOOD BASKET ASSISTANCE
4.4 Million

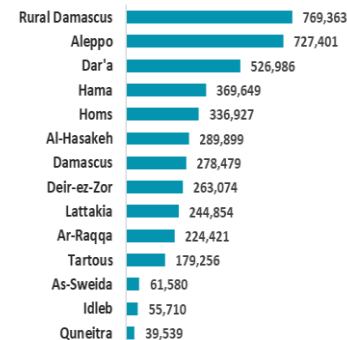


REPORTING ORGANIZATIONS
14 Partners



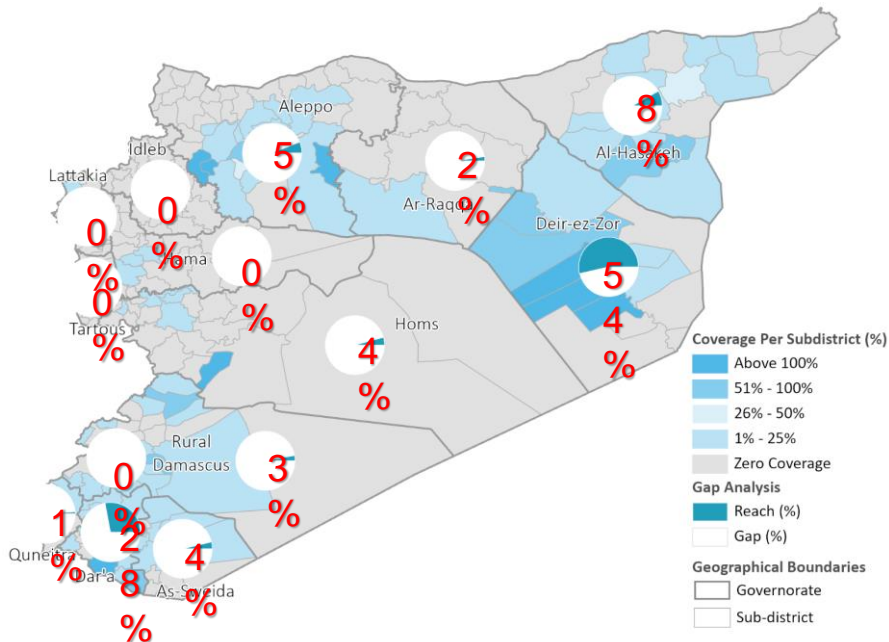
■ INGO ■ UN Agencies

OF PEOPLE REACHED AT GOVERNORATE LEVEL



SO2&SO3 Agriculture / Livelihoods

Agriculture/Livelihood Response Coverage and Gap Analysis



This map is based on data available at Sub-District level. All response numbers reported are individuals and response modalities include distribution to IDPs, Returnees, affected population, and Non-Syrian Refugees in the country. Information visualized on this map is based on data collected from 14 partners

Disclaimer: boundaries and names shown and the designations used on this map do not imply official endorsement or acceptance by the UN.



PEOPLE IN NEED

10.4 Million



PEOPLE TARGETED

5.3 Million



PEOPLE REACHED WITH FOOD BASKET ASSISTANCE

722 K



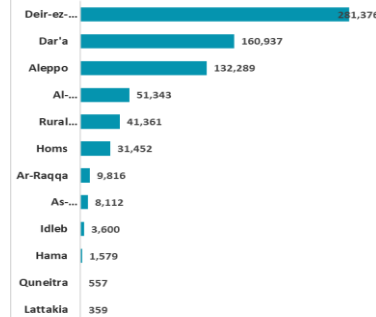
REPORTING ORGANIZATIONS

14 Partners



■ INGO ■ UN Agencies

OF PEOPLE REACHED AT GOVERNORATE LEVEL



Delivery Modality Analysis

Sector Objective 1

RESPONSE BY MODALITY



95.2%

In-Kind
Food Assistance



4.3%

Voucher & Cash
Assistance

0.5%
Hybrid
Assistance

Sector Objective 2&3

RESPONSE BY MODALITY



32.5%

Agri/Livelihood
Inputs



0.1%

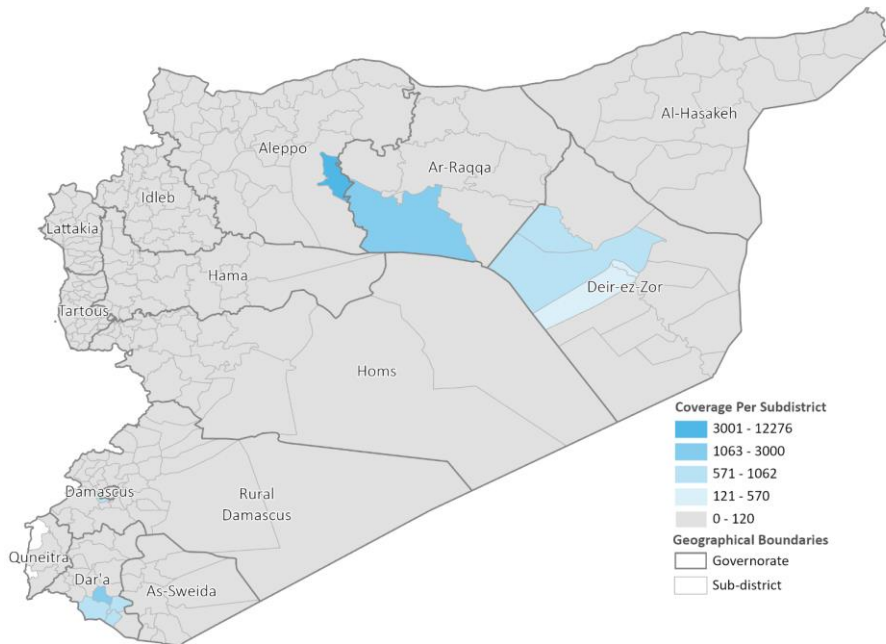
Voucher & Cash
Assistance

65%
Trainings & Services

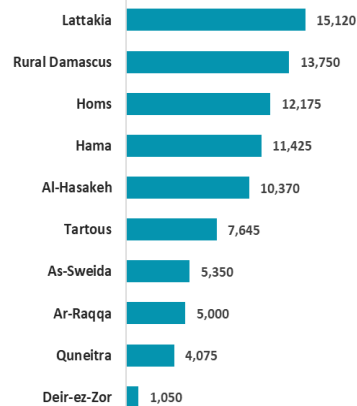


Integrated Strategy Reach

Integrated Strategy Reach Per SD

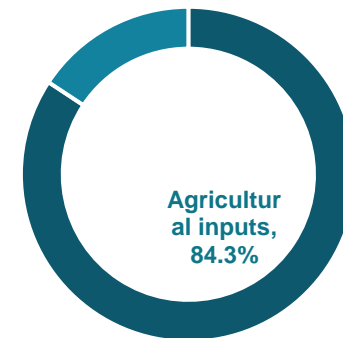


OF PEOPLE REACHED AT GOVERNORATE LEVEL



% Total Beneficiaries Assisted Per IS Activity

Income-generating activities (IGAs), 15.73%



Disclaimer: boundaries and names shown and the designations used on this map do not imply official endorsement or acceptance by the UN.

Challenges

FOOD SECURITY LIKELY TO WORSEN (i.e. ACCESS and AVAILABILITY)

- | | |
|--|--|
| i. Reliance on negative coping mechanisms | i. Increased debts and dependence on remittances |
| ii. Food-based coping strategies (rCSI) | iii. Significant cereal gap in GoS (i.e. Wheat) |
| iii. Increase of prices and instability | liiii. Inflation pushing down households' purchasing power |

A 'POTENTIAL' BLEAK 2023 / 2024 SEASON

- | | |
|---|---|
| i. Limited access to wheat seed (limited saving from past seasons) | Lack of financial resources for planting in 2023 / 2024 season |
|---|---|

LIVESTOCK-BASED LIVELIHOOD SYSTEMS UNDER THREAT

- | | |
|---|---|
| i. Day old chick prices have risen significantly | i. Day old chick prices have risen significantly |
| ii. Poultry feed mostly imported and expensive | ii. Poultry feed mostly imported and expensive |

Sector Strategies

Sector Strategy

- Moving to the 2023 year, planning will most likely ensure better predictability and continuity of early recovery and livelihoods (ERL) actions and to ease on the increased humanitarian caseload, there is need to enhance/increase focus and funding towards building and restoring livelihoods in order to address food insecurity in a sustainable manner and ease the humanitarian caseload.
- An urgent need to scale up and sustain humanitarian assistance to address immediate and increased food consumption needs of at least 12 million people considered food insecure in Syria. This is critical owing to the dire economic conditions and the knock-on effects of COVID-19 and impact of the conflict on food stability, through all modalities.
- Expand more on intersectoral initiatives and response. Such as maintaining mainstreaming of Early Recovery and Resilience themes within Food Security and Agriculture, nutrition/FSA assessments and response priorities, Enhance and monitor food distributions conducted in line with the AAP/GBV risk mitigation procedures and guidelines, as well as support female (Women HH) who are engaged in Agriculture and livelihood activities (SO2) and Discussion ongoing around inter-sector (FSA/Education) areas on schools/kitchen/Agri gardens possible coordination.



© WFP_Syria

Sector Strategies

Integrated and Coordinated Approach

FSA Integration with Nutrition, Health and WASH under SPO 1.2, to continue coordination to achieve provision of nutrition supplements in food assistance packages for age-appropriate provision of micronutrients supplementation, including for children, PLW and Persons with Specific Needs (PWSN). The Sector will also coordinate with the ERL Sector and the Cash Working Group (CWG) to ensure that cash-for-work (CfW) and asset replacement are harmonized and well-integrated with relevant inter-sector responses activities. In addition, under SPO2.2 the FSA will collaborate with GBV working group to strengthen linkages and mitigate of GBV risks through the provision of quality and integrated services, under SPO 3.2 strengthen linkages and ensure that integrated multi-sectoral responses are implemented, such as sharing information on project locations to help ensure that responses are coordinated and integrated, and will strive to harmonize the entrepreneurship strengthening approaches implemented under the planned income generation activities (IGA) activities. Area based approach is the key strategy to encourage in 2023.



© WFP_Syria

FSS Communication Overview



I

A **Communication Strategy** and **joint calendar** were created to initiate the process of external communication for the sector, through clear steps

II

Through the sector communication mediums and guided by the joint calendar, **human interest stories, events' updates, and informative e-cards**, were all published and have reached the target audiences

III

For 2023, the joint calendar will be updated and shared with partners. One of the main goals for 2023 is to **engage partners in the sector's communication activities**

IV

For 2023, **new mediums** will be added to the previously used ones as part of the communication channels for the sector, in order to **cover a broader spectrum of audiences**

A woman wearing a dark headscarf and a light-colored long-sleeved shirt is operating a combine harvester in a field. She is looking down at a smartphone in her hands. The harvester is moving through a field of golden wheat. In the foreground, a bundle of harvested wheat stalks is tied together with a string and rests on the metal surface of the harvester. The background shows a clear blue sky and a flat landscape with some greenery in the distance.

Thank you!