

Mapping of Wheat-to-Bread Processing Facilities

Aleppo February 2023



WHOLE OF SYRIA (WoS)
FOOD SECURITY SECTOR
Strengthening Humanitarian Response



DISTRICT: Afrin
SUB-DISTRICT: Afrin



TOTAL POPULATION 187,868
PIN 118,412

BAKERIES 17

Bakery Status



Reasons for Non-Operation
No Access to Support
Inability to Compete with Supported Bakeries
Need for Machine Rehabilitation

Functionality
Full 1 (6%)
Partial 15 (94%)

Ownership
Public 1 (6%)
Private 16 (94%)
Mix 0 (0%)

Bread Production

Daily Production (MT)

Subsidized Bread 2
Unsubsidized Bread 35
Tourist Bread 0
Free Bread (NGO) 3
Others 0

Price (TL) /KG

3 - 4
9 - 13
N/A - N/A

Daily Production 40 MT
Full Daily Capacity 160 MT

Current Productivity 25%

Daily Bread Needs of Total Population 62 MT

Subsidized Bread Availability to PIN 5%

Daily Bread Needs of PIN Population 39 MT

Average Subsidized Bread Package Weight 798g

Average Unsubsidized Bread Package Weight 899g

Support Status

Currently Not Receiving Support 12 (71%)
Currently Receive Support 5 (29%)

Type of Support		NGO	LC	AFAD
Rehabilitation	0%	0	0	0
Operational Support	14%	0	1	0
Flour	72%	0	4	1
Yeast	14%	0	1	0

Source and Price of Flour

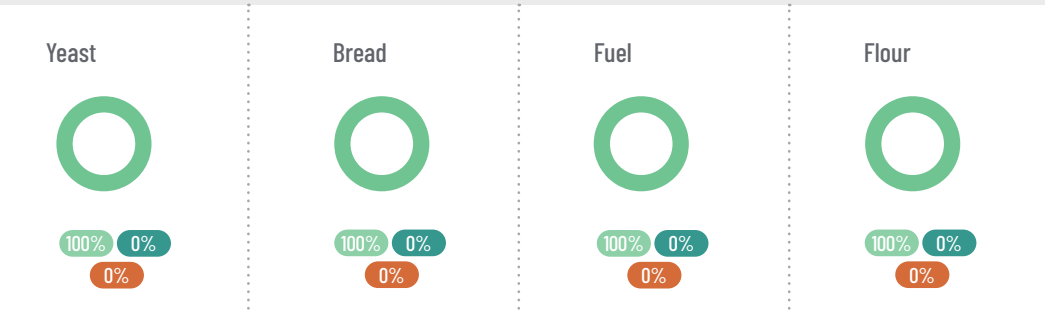
100% Imported Flour 420-430 \$/MT
0% Local Flour 400-430 \$/MT

SOURCES

Trader	89%	0%
Mill	0%	0%
LC	5%	0%
NGO	0%	0%
Other	6%	0%

Availability

Always Available Fairly Available Not Available



MILLS N/A

Mills Status

Non-Operational N/A 0%
Operational N/A

Reasons for Non-Operation
N/A
N/A
N/A

Functionality
Full N/A (0%)
Partial N/A (0%)

Ownership
Public N/A (0%)
Private N/A (0%)
Mix N/A (0%)

Reasons for Limited Functionality
N/A
N/A
N/A

MILLS SOURCE OF WHEAT N/A

Milling Capacity

Maximum Capacity N/A MT
Current Capacity N/A MT

Production Functionality N/A%

Market Actors Supplied by Mills

Bakeries Supplied N/A
Traders Supplied N/A

SILOS N/A

Silos Status

Non-Operational N/A 0%
Operational N/A

Functionality
Full N/A (0%)
Partial N/A (0%)

Ownership
Public N/A (0%)
Private N/A (0%)

Reasons for Non-Operation
N/A

SILOS SOURCE OF WHEAT N/A

Needed Support for Silos

Building Rehabilitation N/A
Machine Rehabilitation N/A
Estimated Cost of Machines and Rehabilitation \$ N/A

Silos Capacity

Silos Maximum Storage Capacity N/A MT

Mapping of Wheat-to-Bread Processing Facilities

Aleppo February 2023



WHOLE OF SYRIA (WoS)
FOOD SECURITY SECTOR
Strengthening Humanitarian Response



DISTRICT: A'zaz
SUB-DISTRICT: Aghtrin



TOTAL POPULATION 101,606
PIN 39,313



BAKERIES

16

Bakery Status

Non-Operational 0
Operational 16



Reasons for Non-Operation

N/A
N/A
N/A

Functionality

Full 9 (56%)
Partial 7 (44%)

Ownership

Public 3 (19%)
Private 11 (69%)
Mix 2 (12%)

Bread Production

Daily Production (MT)

Subsidized Bread 25
Unsubsidized Bread 8
Tourist Bread 0
Free Bread (NGO) 0
Others 0

Price (TL) /KG

2 - 6
4 - 15
N/A - N/A

Daily Production 33 MT
Full Daily Capacity 111 MT

Current Productivity



Daily Bread Needs of Total Population 34 MT

Subsidized Bread Availability to PIN



Daily Bread Needs of PIN Population 13 MT

Average Subsidized Bread Package Weight 706g

Average Unsubsidized Bread Package Weight 850g

Support Status

Currently Not Receiving Support 0 (0%)

Currently Receive Support 16 (100%)

Type of Support

Rehabilitation 10%
Operational Support 5%
Flour 80%
Yeast 5%

Source of Support

NGO 0
LC 0
AFAD 0
0
0
15
0
0
0

Source and Price of Flour

63% Imported Flour 360-460 \$/MT
37% Local Flour 340-425 \$/MT

SOURCES

Trader 0%
Mill 0%
LC 0%
NGO 0%
Other 100%
19%
0%
0%
0%
81%

Availability

Always Available Fairly Available Not Available

Yeast



100% 0%
0%

Bread



94% 6%
0%

Fuel



100% 0%
0%

Flour



100% 0%
0%



MILLS

1

Mills Status

Non-Operational 1
Operational 0



Reasons for Non-Operation

High Operational Cost
Wheat Shortage
Lack of Demand due to Poor Purchasing Power or Displacement

Functionality

Full 0 (0%)
Partial 0 (0%)

Ownership

Public 0 (0%)
Private 1 (100%)
Mix 0 (0%)

Reasons for Limited Functionality

N/A
N/A
N/A



MILLS SOURCE OF WHEAT

N/A

Milling Capacity

Maximum Capacity 0 MT
Current Capacity 0 MT

Production Functionality N/A%

Market Actors Supplied by Mills

Bakeries Supplied 0
Traders Supplied 0



SILOS

N/A

Silos Status

Non-Operational N/A
Operational N/A
0%

Functionality

Full N/A (0%)
Partial N/A (0%)

Ownership

Public N/A (0%)
Private N/A (0%)

Reasons for Non-Operation N/A



SILOS SOURCE OF WHEAT

N/A

Needed Support for Silos

Building Rehabilitation N/A
Machine Rehabilitation N/A
Estimated Cost of Machines and Rehabilitation \$ N/A

Silos Capacity

Silos Maximum Storage Capacity N/A MT

Mapping of Wheat-to-Bread Processing Facilities

Aleppo February 2023



WHOLE OF SYRIA (WoS)
FOOD SECURITY SECTOR
Strengthening Humanitarian Response



DISTRICT: Al Bab
SUB-DISTRICT: Al Bab



TOTAL POPULATION 202,118
PIN 127,207



BAKERIES

22

Bakery Status



Reasons for Non-Operation

No Access to Support
Inability to Compete with Supported Bakeries
N/A

Functionality

Full 4 (36%)
Partial 7 (64%)

Ownership

Public 6 (46%)
Private 6 (46%)
Mix 1 (8%)

Bread Production

Daily Production (MT)

Subsidized Bread 81
Unsubsidized Bread 5
Tourist Bread 0
Free Bread (NGO) 1
Others 0

Price (TL) /KG

2 - 3
8 - 10
N/A - N/A

Daily Production 87 MT
Full Daily Capacity 204 MT

Current Productivity 43%



Daily Bread Needs of Total Population 67 MT

Subsidized Bread Availability to PIN

100%

Daily Bread Needs of PIN Population 42 MT

Average Subsidized Bread Package Weight 655g

Average Unsubsidized Bread Package Weight 592g

Support Status

Currently Not Receiving Support 5 (38%)

Currently Receive Support 8 (62%)

Type of Support

Rehabilitation 0%
Operational Support 0%
Flour 100%
Yeast 0%

Source of Support

NGO LC AFAD
0 0 0
0 0 0
4 1 8
0 0 0

Source and Price of Flour

49% Imported Flour 360-420 \$/MT

51% Local Flour 360-410 \$/MT

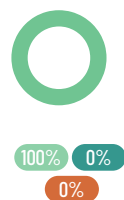
SOURCES

Trader 6%
Mill 0%
LC 0%
NGO 0%
Other 94%

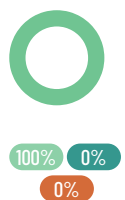
Availability

Always Available Fairly Available Not Available

Yeast



Bread



Fuel



Flour



MILLS

2

Mills Status

Non-Operational 0
Operational 2



Reasons for Non-Operation

N/A
N/A
N/A

Functionality

Full 2 (100%)
Partial 0 (0%)

Ownership

Public 1 (50%)
Private 1 (50%)
Mix 0 (0%)

Reasons for Limited Functionality

N/A
N/A
N/A



MILLS SOURCE OF WHEAT

Farmers, Traders, NGOs

Milling Capacity

Maximum Capacity 1360 MT
Current Capacity 840 MT

Production Functionality 62%

Market Actors Supplied by Mills

Bakeries Supplied 0
Traders Supplied 3



SILOS

N/A

Silos Status

Non-Operational N/A
Operational N/A 0%

Functionality

Full N/A (0%)
Partial N/A (0%)

Ownership

Public N/A (0%)
Private N/A (0%)

Reasons for Non-Operation

N/A



SILOS SOURCE OF WHEAT N/A

Needed Support for Silos

Building Rehabilitation N/A
Machine Rehabilitation N/A
Estimated Cost of Machines and Rehabilitation \$ N/A

Silos Capacity

Silos Maximum Storage Capacity N/A MT

Mapping of Wheat-to-Bread Processing Facilities

Aleppo February 2023



WHOLE OF SYRIA (WoS)
FOOD SECURITY SECTOR
Strengthening Humanitarian Response



DISTRICT: Al Bab
SUB-DISTRICT: Ar-Raee



TOTAL POPULATION 24,833
PIN 9,850



BAKERIES

6

Bakery Status



Reasons for Non-Operation

No Access to Support
Inability to Compete with Supported Bakeries
High Operational Cost

Functionality

Full 2 (100%)
Partial 0 (0%)

Ownership

Public 1 (17%)
Private 5 (83%)
Mix 0 (0%)

Bread Production

Daily Production (MT)

Subsidized Bread 16
Unsubsidized Bread 0
Tourist Bread 0
Free Bread (NGO) 19
Others 0

Price (TL) /KG

3 - 3
N/A - N/A
N/A - N/A

Daily Production 35 MT
Full Daily Capacity 44 MT

Current Productivity 80%



Daily Bread Needs of Total Population 8 MT

Subsidized Bread Availability to PIN

100%

Daily Bread Needs of PIN Population 3 MT

Average Subsidized Bread Package Weight 600g
Average Unsubsidized Bread Package Weight N/Ag

Support Status

Currently Not Receiving Support 3 (60%)
Currently Receive Support 2 (40%)

Type of Support

Rehabilitation 36%
Operational Support 18%
Flour 28%
Yeast 18%

Source of Support

NGO LC AFAD
0 2 2
0 1 1
0 1 2
0 1 1

Source and Price of Flour

90% Imported Flour 430-430 \$/MT
10% Local Flour 420-420 \$/MT

SOURCES

Trader 0%
Mill 0%
LC 0%
NGO 0%
Other 100%

Availability

Always Available Fairly Available Not Available

Yeast



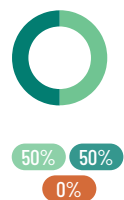
Bread



Fuel



Flour



MILLS

N/A

Mills Status

Non-Operational N/A 0%
Operational N/A

Reasons for Non-Operation

N/A
N/A
N/A

Functionality

Full N/A (0%)
Partial N/A (0%)

Reasons for Limited Functionality

N/A
N/A

Ownership

Public N/A (0%)
Private N/A (0%)
Mix N/A (0%)



MILLS SOURCE OF WHEAT

N/A

Milling Capacity

Maximum Capacity N/A MT
Current Capacity N/A MT

Production Functionality N/A%

Market Actors Supplied by Mills

Bakeries Supplied N/A
Traders Supplied N/A



SILOS

1



SILOS SOURCE OF WHEAT

N/A

Silos Status

Non-Operational 1
Operational 0

Functionality

Full 0 (0%)
Partial 0 (0%)

Ownership

Public 1 (100%)
Private 0 (0%)

Reasons for Non-Operation No Financial Liquidity, No Access to Support, High Operational Cost

Needed Support for Silos

Building Rehabilitation 0
Machine Rehabilitation 0
Estimated Cost of Machines and Rehabilitation \$0

Silos Capacity

Silos Maximum Storage Capacity 0 MT

Mapping of Wheat-to-Bread Processing Facilities

Aleppo February 2023



WHOLE OF SYRIA (WoS)
FOOD SECURITY SECTOR
Strengthening Humanitarian Response



DISTRICT: Jebel Saman
SUB-DISTRICT: Atareb



TOTAL POPULATION 190,917
PIN 132,711



BAKERIES

11

Bakery Status



Reasons for Non-Operation

No Access to Support

N/A

N/A

Functionality

● Full 0 (0%)
● Partial 8 (100%)

Ownership

● Public 2 (18%)
● Private 9 (82%)
● Mix 0 (0%)

Bread Production

Daily Production (MT)

Subsidized Bread 0
Unsubsidized Bread 24
Tourist Bread 0
Free Bread (NGO) 0
Others 0

© Price (TL) /KG

N/A - N/A

10 - 10

N/A - N/A

Daily Production 24 MT

Full Daily Capacity 97 MT

Current Productivity

25%

Daily Bread Needs of Total Population 63 MT

Subsidized Bread Availability to PIN

0%

Daily Bread Needs of PIN Population 44 MT

Average Subsidized Bread Package Weight N/Ag

Average Unsubsidized Bread Package Weight 688g

Support Status

Currently Not Receiving Support 10 (100%)

Currently Receive Support 0 (0%)

Type of Support

Rehabilitation 0%
Operational Support 0%
Flour 0%
Yeast 0%

Source of Support

NGO LC AFAD
0 0 0
0 0 0
0 0 0
0 0 0

Source and Price of Flour

90% Imported Flour 430-475 \$/MT

10% Local Flour 420-440 \$/MT

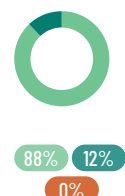
SOURCES

Trader 100%
Mill 0%
LC 0%
NGO 0%
Other 0%

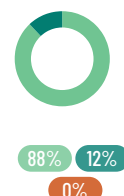
Yeast



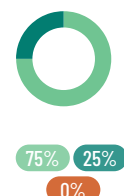
Bread



Fuel



Flour



MILLS

3

Mills Status

● Non-Operational 3
● Operational 0

0%

Reasons for Non-Operation

Wheat Shortage
High Operational Cost
N/A

Functionality

● Full 0 (0%)
● Partial 0 (0%)

Reasons for Limited Functionality

N/A

N/A

Ownership

● Public 2 (67%)
● Private 1 (33%)
● Mix 0 (0%)



MILLS SOURCE OF WHEAT N/A

Milling Capacity

Maximum Capacity 0 MT
Current Capacity 0 MT

Production Functionality N/A%

Market Actors Supplied by Mills

Bakeries Supplied 0
Traders Supplied 0



SILOS

1

Silos Status

● Non-Operational 1
● Operational 0

0%

Functionality

● Full 0 (0%)
● Partial 0 (0%)

Ownership

● Public 1 (100%)
● Private 0 (0%)

Reasons for Non-Operation

Need for Machine Rehabilitation, Need for Building Rehabilitation, No Financial Liquidity



SILOS SOURCE OF WHEAT N/A

Needed Support for Silos

Building Rehabilitation 0
Machine Rehabilitation 0
Estimated Cost of Machines and Rehabilitation \$0

Silos Capacity

Silos Maximum Storage Capacity 0 MT

Mapping of Wheat-to-Bread Processing Facilities

Aleppo February 2023



WHOLE OF SYRIA (WoS)
FOOD SECURITY SECTOR
Strengthening Humanitarian Response



DISTRICT: A'zaz
SUB-DISTRICT: Azaz



TOTAL POPULATION 296,528
PIN 197,496



BAKERIES

31

Bakery Status



Reasons for Non-Operation

No Access to Support
High Operational Cost
N/A

Functionality

Full 2 (8%)
Partial 23 (92%)

Ownership

Public 4 (13%)
Private 27 (87%)
Mix 0 (0%)

Bread Production

Daily Production (MT)

Subsidized Bread 40
Unsubsidized Bread 20
Tourist Bread 0
Free Bread (NGO) 18
Others 6

Price (TL) /KG

2 - 9
8 - 10
N/A - N/A

Daily Production 84 MT
Full Daily Capacity 278 MT

Current Productivity

30%

Daily Bread Needs of Total Population 98 MT

Subsidized Bread Availability to PIN

62%

Daily Bread Needs of PIN Population 65 MT

Average Subsidized Bread Package Weight 744g

Average Unsubsidized Bread Package Weight 709g

Support Status

Currently Not Receiving Support 11 (35%)

Currently Receive Support 20 (65%)

Type of Support

Rehabilitation 0%
Operational Support 0%
Flour 96%
Yeast 4%

Source of Support

NGO LC AFAD
0 0 0
0 0 0
0 0 14
0 0 0

Source and Price of Flour

77% Imported Flour 410-450 \$/MT

23% Local Flour 360-360 \$/MT

SOURCES

Trader 27%
Mill 0%
LC 5%
NGO 11%
Other 57%

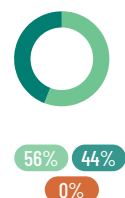
Availability

Always Available Fairly Available Not Available

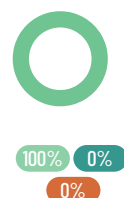
Yeast



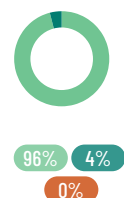
Bread



Fuel



Flour



MILLS

2

Mills Status

Non-Operational 0
Operational 2



Reasons for Non-Operation

N/A
N/A
N/A

Functionality

Full 1 (50%)
Partial 1 (50%)

Ownership

Public 2 (100%)
Private 0 (0%)
Mix 0 (0%)

Reasons for Limited Functionality

Wheat Shortage

No Financial Liquidity

N/A



MILLS SOURCE OF WHEAT

Farmers, NGOs

Milling Capacity

Maximum Capacity 470 MT

Current Capacity 283 MT

Production Functionality 60%

Market Actors Supplied by Mills

Bakeries Supplied 45

Traders Supplied 0



SILOS

N/A

Silos Status

Non-Operational N/A
Operational N/A 0%

Functionality

Full N/A (0%)
Partial N/A (0%)

Ownership

Public N/A (0%)
Private N/A (0%)

Reasons for Non-Operation N/A



SILOS SOURCE OF WHEAT N/A

Needed Support for Silos

Building Rehabilitation N/A

Machine Rehabilitation N/A

Estimated Cost of Machines and Rehabilitation \$ N/A

Silos Capacity

Silos Maximum Storage Capacity

N/A MT

Mapping of Wheat-to-Bread Processing Facilities

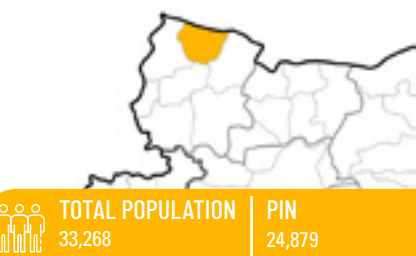
Aleppo February 2023



WHOLE OF SYRIA (WoS)
FOOD SECURITY SECTOR
Strengthening Humanitarian Response



DISTRICT: Afrin
SUB-DISTRICT: Bulbul



BAKERIES

2

Bakery Status

Non-Operational 0
Operational 2



Reasons for Non-Operation

N/A
N/A
N/A

Functionality

Full 2 (100%)
Partial 0 (0%)

Ownership

Public 0 (0%)
Private 2 (100%)
Mix 0 (0%)

Bread Production

Daily Production (MT)

Subsidized Bread 8
Unsubsidized Bread 1
Tourist Bread 0
Free Bread (NGO) 0
Others 0

Price (TL) /KG

7 - 7
10 - 10
N/A - N/A

Daily Production 9 MT
Full Daily Capacity 15 MT

Current Productivity



Daily Bread Needs of Total Population 11 MT

Subsidized Bread Availability to PIN



Daily Bread Needs of PIN Population 8 MT

Average Subsidized Bread Package Weight 800g

Average Unsubsidized Bread Package Weight 1,000g

Support Status

Currently Not Receiving Support 0 (0%)

Currently Receive Support 2 (100%)

Type of Support

Rehabilitation 0%
Operational Support 0%
Flour 50%
Yeast 50%

Source of Support

NGO LC AFAD
0 0 0
0 0 0
2 0 0
2 0 0

Source and Price of Flour

71% Imported Flour 430-430 \$/MT
29% Local Flour 415-420 \$/MT

SOURCES

Trader 40%
Mill 0%
LC 0%
NGO 60%
Other 0%

Availability

Always Available Fairly Available Not Available

Yeast



Bread



Fuel



Flour



MILLS

N/A

Mills Status

Non-Operational N/A 0%
Operational N/A

Reasons for Non-Operation

N/A
N/A
N/A

Functionality

Full N/A (0%)
Partial N/A (0%)

Reasons for Limited Functionality

N/A
N/A

Ownership

Public N/A (0%)
Private N/A (0%)
Mix N/A (0%)



MILLS SOURCE OF WHEAT

N/A

Milling Capacity

Maximum Capacity N/A MT
Current Capacity N/A MT

Production Functionality N/A%

Market Actors Supplied by Mills

Bakeries Supplied N/A
Traders Supplied N/A



SILOS

N/A

Silos Status

Non-Operational N/A 0%
Operational N/A

Functionality

Full N/A (0%)
Partial N/A (0%)

Ownership

Public N/A (0%)
Private N/A (0%)

Reasons for Non-Operation N/A



SILOS SOURCE OF WHEAT

N/A

Needed Support for Silos

Building Rehabilitation N/A
Machine Rehabilitation N/A
Estimated Cost of Machines and Rehabilitation \$ N/A

Silos Capacity

Silos Maximum Storage Capacity N/A MT

Mapping of Wheat-to-Bread Processing Facilities

Aleppo February 2023



WHOLE OF SYRIA (WoS)
FOOD SECURITY SECTOR
Strengthening Humanitarian Response



DISTRICT: Jebel Saman
SUB-DISTRICT: Daret Azza



TOTAL POPULATION
69,217

PIN
53,101



BAKERIES

4

Bakery Status



Reasons for Non-Operation

No Access to Support

N/A

N/A

Functionality

Full 1 (33%)
Partial 2 (67%)

Ownership

Public 1 (25%)
Private 3 (75%)
Mix 0 (0%)

Bread Production

Daily Production (MT)

Subsidized Bread 0
Unsubsidized Bread 15
Tourist Bread 0
Free Bread (NGO) 0
Others 0

Price (TL) /KG

N/A - N/A

10 - 10

N/A - N/A

Average Subsidized Bread Package Weight

N/Ag

Average Unsubsidized Bread Package Weight

500g

Daily Production 15 MT

Full Daily Capacity 34 MT

Current Productivity

44%

Daily Bread Needs of Total Population 23 MT

Subsidized Bread Availability to PIN

0%

Daily Bread Needs of PIN Population 18 MT

Availability

Always Available Fairly Available Not Available

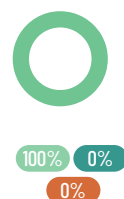
Yeast



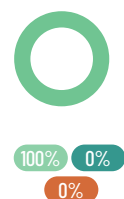
Bread



Fuel



Flour



Support Status

Currently Not Receiving Support 3 (75%)

Currently Receive Support 1 (25%)

Type of Support

Rehabilitation 0%
Operational Support 0%
Flour 50%
Yeast 50%

Source of Support

NGO LC AFAD
0 0 0
0 0 0
1 0 0
1 0 0

Source and Price of Flour

83% Imported Flour 435-450 \$/MT

17% Local Flour 425-430 \$/MT

SOURCES

Trader 67% 0%
Mill 0% 0%
LC 0% 0%
NGO 0% 0%
Other 33% 100%



MILLS

N/A

Mills Status

Non-Operational N/A 0%
Operational N/A

Reasons for Non-Operation

N/A
N/A
N/A

Functionality

Full N/A (0%)
Partial N/A (0%)

Ownership

Public N/A (0%)
Private N/A (0%)
Mix N/A (0%)

Reasons for Limited Functionality

N/A

N/A

N/A



MILLS SOURCE OF WHEAT N/A

Milling Capacity

Maximum Capacity N/A MT
Current Capacity N/A MT

Production Functionality N/A%

Market Actors Supplied by Mills

Bakeries Supplied N/A
Traders Supplied N/A



SILOS N/A

Silos Status

Non-Operational N/A 0%
Operational N/A

Functionality

Full N/A (0%)
Partial N/A (0%)

Ownership

Public N/A (0%)
Private N/A (0%)

Reasons for Non-Operation

N/A



SILOS SOURCE OF WHEAT N/A

Needed Support for Silos

Building Rehabilitation N/A
Machine Rehabilitation N/A
Estimated Cost of Machines and Rehabilitation \$ N/A

Silos Capacity

Silos Maximum Storage Capacity N/A MT

Mapping of Wheat-to-Bread Processing Facilities

Aleppo February 2023



WHOLE OF SYRIA (WoS)
FOOD SECURITY SECTOR
Strengthening Humanitarian Response



DISTRICT: Jarablus
SUB-DISTRICT: Ghandorah



TOTAL POPULATION 29,724
PIN 18,823



BAKERIES

8

Bakery Status



Reasons for Non-Operation

N/A
N/A
N/A

Functionality

● Full 1 (12%)
● Partial 7 (88%)

Ownership

Public 1 (12%)
Private 7 (88%)
Mix 0 (0%)

Bread Production

Daily Production (MT)

Subsidized Bread 15
Unsubsidized Bread 2
Tourist Bread 0
Free Bread (NGO) 0
Others 0

Price (TL) /KG

2 - 5
9 - 10
N/A - N/A

Daily Production 18 MT
Full Daily Capacity 66 MT

Current Productivity



Daily Bread Needs of Total Population 10 MT

Subsidized Bread Availability to PIN



Daily Bread Needs of PIN Population 6 MT

Average Subsidized Bread Package Weight 600g

Average Unsubsidized Bread Package Weight 508g

Support Status

Currently Not Receiving Support 0 (0%)

Currently Receive Support 8 (100%)

Type of Support

Rehabilitation 0%
Operational Support 0%
Flour 89%
Yeast 11%

Source of Support

NGO LC AFAD
0 0 0
0 0 0
5 0 2
0 0 0

Source and Price of Flour

33% Imported Flour 400-440 \$/MT

67% Local Flour 360-390 \$/MT

SOURCES

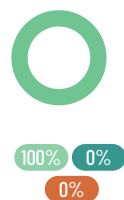
Trader 0%
Mill 0%
LC 14%
NGO 0%
Other 86%

0%
12%
0%
0%
88%

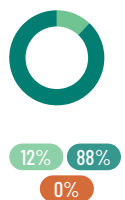
Availability

● Always Available ● Fairly Available ● Not Available

Yeast



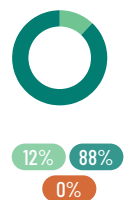
Bread



Fuel



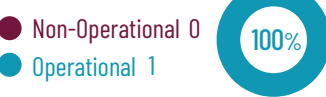
Flour



MILLS

1

Mills Status



Reasons for Non-Operation

N/A
N/A
N/A

Functionality

● Full 0 (0%)
● Partial 1 (100%)

Ownership

Public 0 (0%)
Private 1 (100%)
Mix 0 (0%)

Reasons for Limited Functionality

Wheat Shortage

High Operational Cost

Need for Machine Rehabilitation



MILLS SOURCE OF WHEAT

Farmers, Traders

Milling Capacity

Maximum Capacity 140 MT
Current Capacity 120 MT

Production Functionality 86%

Market Actors Supplied by Mills

Bakeries Supplied 0
Traders Supplied 4



SILOS

1

Silos Status



Functionality

● Full 0 (0%)
● Partial 0 (0%)

Ownership

Public 1 (100%)
Private 0 (0%)

Reasons for Non-Operation

High Operational Cost, Need for Machine Rehabilitation, Building is Partially Destroyed by Earthquake



SILOS SOURCE OF WHEAT

N/A

Needed Support for Silos

Building Rehabilitation 0
Machine Rehabilitation 0
Estimated Cost of Machines and Rehabilitation \$0

Silos Capacity

Silos Maximum Storage Capacity 0 MT

Mapping of Wheat-to-Bread Processing Facilities

Aleppo February 2023



WHOLE OF SYRIA (WoS)
FOOD SECURITY SECTOR
Strengthening Humanitarian Response



DISTRICT: Afrin
SUB-DISTRICT: Jandairis



TOTAL POPULATION 103,764
PIN 31,360



BAKERIES

6

Bakery Status



Reasons for Non-Operation

Building is Partially Destroyed by Earthquake
Machinery was Disrupted by Earthquake
Need for Machine Rehabilitation

Functionality

Full 0 (0%)
Partial 3 (100%)

Ownership

Public 0 (0%)
Private 6 (100%)
Mix 0 (0%)

Bread Production

Daily Production (MT)

Subsidized Bread 1
Unsubsidized Bread 1
Tourist Bread 0
Free Bread (NGO) 0
Others 0

Price (TL) /KG

2 - 2
10 - 11
N/A - N/A

Daily Production 2 MT
Full Daily Capacity 32 MT

Current Productivity 6%



Daily Bread Needs of Total Population 34 MT

Subsidized Bread Availability to PIN

5%

Daily Bread Needs of PIN Population 10 MT

Average Subsidized Bread Package Weight 800g
Average Unsubsidized Bread Package Weight 800g

Support Status

Currently Not Receiving Support 5 (83%)
Currently Receive Support 1 (17%)

Type of Support

Rehabilitation 0%
Operational Support 0%
Flour 50%
Yeast 50%

Source of Support

NGO 0
LC 0
AFAD 0
0
0
1
1

Source and Price of Flour

100% Imported Flour 430-430 \$/MT
0% Local Flour 420-420 \$/MT

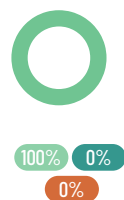
SOURCES

Trader 80%
Mill 0%
LC 0%
NGO 20%
Other 0%
0%
0%
0%
0%

Availability

Always Available Fairly Available Not Available

Yeast



Bread



Fuel



Flour



MILLS

1

Mills Status

Non-Operational 0
Operational 1



Reasons for Non-Operation

N/A
N/A
N/A

Functionality

Full 0 (0%)
Partial 1 (100%)

Reasons for Limited Functionality

Need for Machine Rehabilitation

N/A

Ownership

Public 0 (0%)
Private 1 (100%)
Mix 0 (0%)

N/A



MILLS SOURCE OF WHEAT

Farmers

Milling Capacity

Maximum Capacity 500 MT
Current Capacity 175 MT

Production Functionality 35%

Market Actors Supplied by Mills

Bakeries Supplied 30
Traders Supplied 0



SILOS

N/A

Silos Status

Non-Operational N/A
Operational N/A 0%

Functionality

Full N/A (0%)
Partial N/A (0%)

Ownership

Public N/A (0%)
Private N/A (0%)

Reasons for Non-Operation N/A



SILOS SOURCE OF WHEAT

N/A

Needed Support for Silos

Building Rehabilitation N/A
Machine Rehabilitation N/A
Estimated Cost of Machines and Rehabilitation \$ N/A

Silos Capacity

Silos Maximum Storage Capacity N/A MT

Mapping of Wheat-to-Bread Processing Facilities

Aleppo February 2023



WHOLE OF SYRIA (WoS)
FOOD SECURITY SECTOR
Strengthening Humanitarian Response



DISTRICT: Jarablus
SUB-DISTRICT: Jarablus



TOTAL POPULATION 88,547
PIN 55,855



BAKERIES

12

Bakery Status

Non-Operational 0
Operational 12



Reasons for Non-Operation

N/A
N/A
N/A

Functionality

Full 0 (0%)
Partial 12 (100%)

Ownership

Public 1 (8%)
Private 11 (92%)
Mix 0 (0%)

Bread Production

Daily Production (MT)

Subsidized Bread 23
Unsubsidized Bread 8
Tourist Bread 0
Free Bread (NGO) 0
Others 0

Price (TL) /KG

2 - 6
8 - 8
N/A - N/A

Daily Production 30 MT
Full Daily Capacity 149 MT

Current Productivity 20%



Daily Bread Needs of Total Population 29 MT

Subsidized Bread Availability to PIN



Daily Bread Needs of PIN Population 18 MT

100%

Average Subsidized Bread Package Weight 550g

Average Unsubsidized Bread Package Weight 500g

Availability

Always Available Fairly Available Not Available

Yeast



Bread



Fuel



Flour



Support Status

Currently Not Receiving Support 0 (0%)

Currently Receive Support 12 (100%)

Type of Support

Rehabilitation 7%
Operational Support 0%
Flour 93%
Yeast 0%

Source of Support

NGO 1 0 0
LC 0 0 0
AFAD 4 1 9
0 0 0

Source and Price of Flour

73% Imported Flour 400-460 \$/MT
27% Local Flour 360-370 \$/MT

SOURCES

Trader 23%
Mill 0%
LC 0%
NGO 0%
Other 77%



MILLS

1

Mills Status

Non-Operational 0
Operational 1



Reasons for Non-Operation

N/A
N/A
N/A

Functionality

Full 1 (100%)
Partial 0 (0%)

Reasons for Limited Functionality

N/A
N/A
N/A

Ownership

Public 1 (100%)
Private 0 (0%)
Mix 0 (0%)



MILLS SOURCE OF WHEAT

Farmers, NGOs

Milling Capacity

Maximum Capacity 360 MT
Current Capacity 359 MT

Production Functionality 100%

Market Actors Supplied by Mills

Bakeries Supplied 36
Traders Supplied 0



SILOS

N/A

Silos Status

Non-Operational N/A
Operational N/A 0%

Functionality

Full N/A (0%)
Partial N/A (0%)

Ownership

Public N/A (0%)
Private N/A (0%)

Reasons for Non-Operation N/A



SILOS SOURCE OF WHEAT

N/A

Needed Support for Silos

Building Rehabilitation N/A
Machine Rehabilitation N/A
Estimated Cost of Machines and Rehabilitation \$ N/A

Silos Capacity

Silos Maximum Storage Capacity N/A MT

Mapping of Wheat-to-Bread Processing Facilities

Aleppo February 2023



WHOLE OF SYRIA (WoS)
FOOD SECURITY SECTOR
Strengthening Humanitarian Response



DISTRICT: Afrin
SUB-DISTRICT: Mabtali



TOTAL POPULATION 26,143
PIN 15,742



BAKERIES

2

Bakery Status



Reasons for Non-Operation

High Operational Cost
Inability to Compete with Supported Bakeries
No Financial Liquidity

Functionality

Full 0 (0%)
Partial 1 (100%)

Ownership

Public 0 (0%)
Private 2 (100%)
Mix 0 (0%)

Bread Production

Daily Production (MT)

Subsidized Bread 2
Unsubsidized Bread 0
Tourist Bread 0
Free Bread (NGO) 0
Others 0

Price (TL) /KG

4 - 4
N/A - N/A
N/A - N/A

Daily Production 3 MT
Full Daily Capacity 12 MT

Current Productivity

25%

Daily Bread Needs of Total Population 9 MT

Subsidized Bread Availability to PIN

42%

Daily Bread Needs of PIN Population 5 MT

Average Subsidized Bread Package Weight 700g

Average Unsubsidized Bread Package Weight 1,000g

Support Status

Currently Not Receiving Support 2 (100%)

Currently Receive Support 0 (0%)

Type of Support

Rehabilitation 0%
Operational Support 0%
Flour 0%
Yeast 0%

Source of Support

NGO 0
LC 0
AFAD 0

Source and Price of Flour

100% Imported Flour 450-450 \$/MT

0% Local Flour 450-450 \$/MT

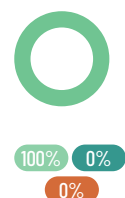
SOURCES

Trader 100%
Mill 0%
LC 0%
NGO 0%
Other 0%

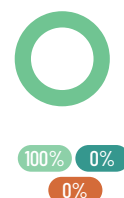
Yeast



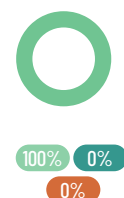
Bread



Fuel



Flour



MILLS

N/A

Mills Status

Non-Operational N/A 0%
Operational N/A

Reasons for Non-Operation

N/A
N/A
N/A

Functionality

Full N/A (0%)
Partial N/A (0%)

Ownership

Public N/A (0%)
Private N/A (0%)
Mix N/A (0%)

Reasons for Limited Functionality

N/A
N/A
N/A



MILLS SOURCE OF WHEAT N/A

Milling Capacity

Maximum Capacity N/A MT
Current Capacity N/A MT

Production Functionality N/A%

Market Actors Supplied by Mills

Bakeries Supplied N/A
Traders Supplied N/A



SILOS

N/A

Silos Status

Non-Operational N/A 0%
Operational N/A

Functionality

Full N/A (0%)
Partial N/A (0%)

Ownership

Public N/A (0%)
Private N/A (0%)

Reasons for Non-Operation

N/A



SILOS SOURCE OF WHEAT N/A

Needed Support for Silos

Building Rehabilitation N/A
Machine Rehabilitation N/A
Estimated Cost of Machines and Rehabilitation \$ N/A

Silos Capacity

Silos Maximum Storage Capacity N/A MT

Mapping of Wheat-to-Bread Processing Facilities

Aleppo February 2023



WHOLE OF SYRIA (WoS)
FOOD SECURITY SECTOR
Strengthening Humanitarian Response



DISTRICT: A'zaz
SUB-DISTRICT: Mare



TOTAL POPULATION 71,363
PIN 48,115



BAKERIES

5

Bakery Status



Reasons for Non-Operation

N/A
N/A
N/A

Functionality

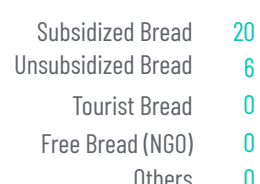


Ownership




Bread Production

Daily Production (MT)



Price (TL) /KG



Current Productivity



Daily Bread Needs of Total Population 24 MT

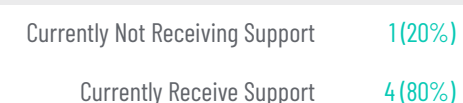
Subsidized Bread Availability to PIN



Daily Bread Needs of PIN Population 16 MT

Average Subsidized Bread Package Weight 1,060g
Average Unsubsidized Bread Package Weight 1,033g

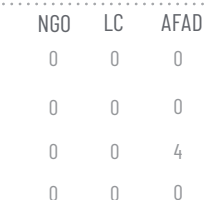
Support Status



Type of Support



Source of Support



Source and Price of Flour



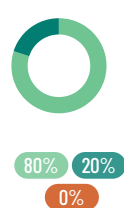
SOURCES



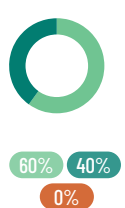
Availability

Always Available Fairly Available Not Available

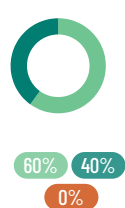
Yeast



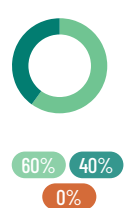
Bread



Fuel



Flour



MILLS

1

Mills Status



Reasons for Non-Operation

N/A
N/A
N/A

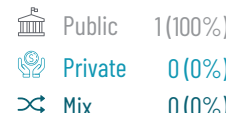
Functionality



Reasons for Limited Functionality

N/A
N/A
N/A

Ownership



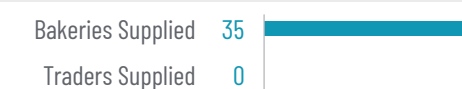
MILLS SOURCE OF WHEAT

Farmers, NGOs

Milling Capacity



Market Actors Supplied by Mills



SILOS

1


Silos Status



Functionality



Ownership



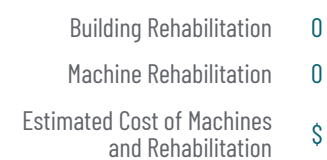
Reasons for Non-Operation N/A



SILOS SOURCE OF WHEAT

Traders

Needed Support for Silos



Silos Capacity



Mapping of Wheat-to-Bread Processing Facilities

Aleppo February 2023



WHOLE OF SYRIA (WoS)
FOOD SECURITY SECTOR
Strengthening Humanitarian Response



DISTRICT: Afrin
SUB-DISTRICT: Raju



TOTAL POPULATION 47,749
PIN 42,817



BAKERIES

5

Bakery Status

Non-Operational 0
Operational 5



Reasons for Non-Operation

N/A
N/A
N/A

Functionality

Full 0 (0%)
Partial 5 (100%)

Ownership

Public 0 (0%)
Private 5 (100%)
Mix 0 (0%)

Bread Production

Daily Production (MT)

Subsidized Bread 0
Unsubsidized Bread 7
Tourist Bread 0
Free Bread (NGO) 0
Others 0

Price (TL) /KG

N/A - N/A
10 - 11
N/A - N/A

Daily Production 7 MT
Full Daily Capacity 47 MT

Current Productivity

15%

Daily Bread Needs of Total Population 16 MT

Subsidized Bread Availability to PIN

0%

Daily Bread Needs of PIN Population 14 MT

Average Subsidized Bread Package Weight N/Ag
Average Unsubsidized Bread Package Weight 870g

Support Status

Currently Not Receiving Support 5 (100%)
Currently Receive Support 0 (0%)

Type of Support

Rehabilitation 0%
Operational Support 0%
Flour 0%
Yeast 0%

Source of Support

NGO LC AFAD
0 0 0
0 0 0
0 0 0
0 0 0

Source and Price of Flour

83% Imported Flour 430-440 \$/MT
17% Local Flour 420-440 \$/MT

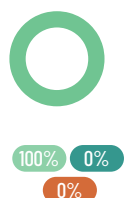
SOURCES

Trader 100%
Mill 0%
LC 0%
NGO 0%
Other 0%

Availability

Always Available Fairly Available Not Available

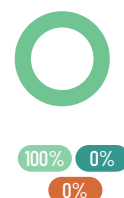
Yeast



Bread



Fuel



Flour



MILLS

N/A

Mills Status

Functionality

Full N/A (0%)
Partial N/A (0%)

Reasons for Limited Functionality

N/A
N/A

Ownership

Public N/A (0%)
Private N/A (0%)
Mix N/A (0%)

Reasons for Non-Operation

N/A
N/A
N/A



MILLS SOURCE OF WHEAT N/A

Milling Capacity

Maximum Capacity N/A MT
Current Capacity N/A MT

Production Functionality N/A%

Market Actors Supplied by Mills

Bakeries Supplied N/A
Traders Supplied N/A



SILOS

N/A

Silos Status

Non-Operational N/A
Operational N/A 0%

Functionality

Full N/A (0%)
Partial N/A (0%)

Ownership

Public N/A (0%)
Private N/A (0%)

Reasons for Non-Operation

N/A



SILOS SOURCE OF WHEAT N/A

Needed Support for Silos

Building Rehabilitation N/A
Machine Rehabilitation N/A
Estimated Cost of Machines and Rehabilitation \$ N/A

Silos Capacity

Silos Maximum Storage Capacity N/A MT

Mapping of Wheat-to-Bread Processing Facilities

Aleppo February 2023



WHOLE OF SYRIA (WoS)
FOOD SECURITY SECTOR
Strengthening Humanitarian Response



DISTRICT: Afrin
SUB-DISTRICT: Sharan



TOTAL POPULATION
55,667

PIN
35,046



BAKERIES

7

Bakery Status



Reasons for Non-Operation

Inability to Compete with Supported Bakeries
No Financial Liquidity
Inability to Access Production Inputs

Functionality

Full 0 (0%)
Partial 4 (100%)

Ownership

Public 0 (0%)
Private 6 (86%)
Mix 1 (14%)

Bread Production

Daily Production (MT)

Subsidized Bread 15
Unsubsidized Bread 2
Tourist Bread 0
Free Bread (NGO) 0
Others 0

Price (TL) /KG

1 - 7
9 - 10
N/A - N/A

Daily Production 17 MT
Full Daily Capacity 40 MT

Current Productivity 42%



Daily Bread Needs of Total Population 18 MT

Subsidized Bread Availability to PIN



Daily Bread Needs of PIN Population 12 MT

100%

Support Status

Currently Not Receiving Support 1 (20%)
Currently Receive Support 4 (80%)

Type of Support

Rehabilitation 0%
Operational Support 12%
Flour 44%
Yeast 44%

Source of Support

NGO 0
LC 0
AFAD 0
1 0 0
4 0 0
4 0 0

Source and Price of Flour

86% Imported Flour 430-430 \$/MT
14% Local Flour 420-420 \$/MT

SOURCES

Trader 48%
Mill 0%
LC 0%
NGO 52%
Other 0%
73%
0%
0%
27%
0%

Availability

Always Available Fairly Available Not Available

Yeast



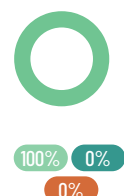
Bread



Fuel



Flour



MILLS

N/A

Mills Status

Non-Operational N/A 0%
Operational N/A

Reasons for Non-Operation

N/A
N/A
N/A

Functionality

Full N/A (0%)
Partial N/A (0%)

Ownership

Public N/A (0%)
Private N/A (0%)
Mix N/A (0%)

Reasons for Limited Functionality

N/A
N/A
N/A



MILLS SOURCE OF WHEAT

N/A

Milling Capacity

Maximum Capacity N/A MT
Current Capacity N/A MT

Production Functionality N/A%

Market Actors Supplied by Mills

Bakeries Supplied N/A
Traders Supplied N/A



SILOS

1



SILOS SOURCE OF WHEAT

N/A

Silos Status

Non-Operational 1
Operational 0

Functionality

Full 0 (0%)
Partial 0 (0%)

Ownership

Public 1 (100%)
Private 0 (0%)

Reasons for Non-Operation

Displacement Due to the Earthquake,
Machinery was Disrupted by Earthquake,
No Access to Support

Needed Support for Silos

Building Rehabilitation 0
Machine Rehabilitation 0
Estimated Cost of Machines and Rehabilitation \$0

Silos Capacity

Silos Maximum Storage Capacity

0 MT

Mapping of Wheat-to-Bread Processing Facilities

Aleppo February 2023



WHOLE OF SYRIA (WoS)
FOOD SECURITY SECTOR
Strengthening Humanitarian Response



DISTRICT: Afrin

SUB-DISTRICT: Sheikh El-Hadid



TOTAL POPULATION

11,720

PIN

8,581



BAKERIES

2

Bakery Status

Non-Operational 1

Operational 1



Reasons for Non-Operation

High Operational Cost

Need for Machine Rehabilitation

N/A

Functionality

Full 0 (0%)

Partial 1 (100%)

Ownership

Public 0 (0%)

Private 2 (100%)

Mix 0 (0%)

Bread Production

Daily Production (MT)

Subsidized Bread 0

Unsubsidized Bread 5

Tourist Bread 0

Free Bread (NGO) 0

Others 0

Price (TL) /KG

N/A - N/A

11 - 11

N/A - N/A

Average Subsidized Bread Package Weight

N/Ag

Average Unsubsidized Bread Package Weight

900g

Daily Production 5 MT

Full Daily Capacity 9 MT

Current Productivity

56%

Daily Bread Needs of Total Population 4 MT

Subsidized Bread Availability to PIN

Daily Bread Needs of PIN Population 3 MT

0%

Availability

Always Available Fairly Available Not Available

Yeast



100% 0% 0%

Bread



100% 0% 0%

Fuel



100% 0% 0%

Flour



100% 0% 0%

Support Status

Currently Not Receiving Support 2 (100%)

Currently Receive Support 0 (0%)

Type of Support

Rehabilitation 0%

Operational Support 0%

Flour 0%

Yeast 0%

Source of Support

NGO LC AFAD

0 0 0

0 0 0

0 0 0

0 0 0

Source and Price of Flour

100% Imported Flour 450-450 \$/MT

0% Local Flour 420-420 \$/MT

SOURCES

Trader 100%

Mill 0%

LC 0%

NGO 0%

Other 0%

0%

0%

0%

0%

0%



MILLS

N/A

Mills Status

Non-Operational N/A 0%
Operational N/A

Reasons for Non-Operation

N/A

N/A

N/A

Functionality

Full N/A (0%)

Partial N/A (0%)

Reasons for Limited Functionality

N/A

N/A

Ownership

Public N/A (0%)

Private N/A (0%)

Mix N/A (0%)

N/A



MILLS SOURCE OF WHEAT

N/A

Milling Capacity

Maximum Capacity N/A MT

Current Capacity N/A MT

Production Functionality N/A%

Market Actors Supplied by Mills

Bakeries Supplied N/A

Traders Supplied N/A



SILOS

N/A

Silos Status

Non-Operational N/A 0%
Operational N/A

Functionality

Full N/A (0%)

Partial N/A (0%)

Ownership

Public N/A (0%)

Private N/A (0%)

Reasons for Non-Operation

N/A



SILOS SOURCE OF WHEAT

N/A

Needed Support for Silos

Building Rehabilitation N/A

Machine Rehabilitation N/A

Estimated Cost of Machines and Rehabilitation \$ N/A

Silos Capacity

Silos Maximum Storage Capacity

N/A MT

Mapping of Wheat-to-Bread Processing Facilities

Aleppo February 2023



WHOLE OF SYRIA (WoS)
FOOD SECURITY SECTOR
Strengthening Humanitarian Response



DISTRICT: A'zaz
SUB-DISTRICT: Suran - Aleppo



TOTAL POPULATION 97,327
PIN 38,514



BAKERIES

12

Bakery Status



Reasons for Non-Operation

Need for Machine Rehabilitation
Need for Building Rehabilitation
High Operational Cost

Functionality

Full 0 (0%)
Partial 10 (100%)

Ownership

Public 2 (17%)
Private 10 (83%)
Mix 0 (0%)

Bread Production

Daily Production (MT)

Subsidized Bread 12
Unsubsidized Bread 9
Tourist Bread 0
Free Bread (NGO) 0
Others 0

Price (TL) /KG

3 - 5
7 - 11
N/A - N/A

Daily Production 20 MT
Full Daily Capacity 85 MT

Current Productivity



Daily Bread Needs of Total Population 32 MT

Subsidized Bread Availability to PIN



Daily Bread Needs of PIN Population 13 MT

Average Subsidized Bread Package Weight 522g

Average Unsubsidized Bread Package Weight 646g

Support Status

Currently Not Receiving Support 1 (8%)

Currently Receive Support 11 (92%)

Type of Support

Rehabilitation 0%
Operational Support 0%
Flour 100%
Yeast 0%

Source of Support

NGO LC AFAD
0 0 0
0 0 0
0 0 11
0 0 0

Source and Price of Flour

59% Imported Flour 370-450 \$/MT
41% Local Flour 360-420 \$/MT

SOURCES

Trader 11%
Mill 0%
LC 0%
NGO 0%
Other 89%

11%
11%
0%
0%
78%

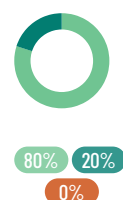
Availability

Always Available Fairly Available Not Available

Yeast



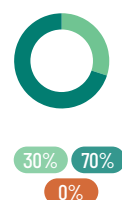
Bread



Fuel



Flour



MILLS

N/A

Mills Status

Functionality

Full N/A (0%)
Partial N/A (0%)

Reasons for Limited Functionality

N/A
N/A
N/A

Ownership

Public N/A (0%)
Private N/A (0%)
Mix N/A (0%)

Reasons for Non-Operation

N/A
N/A
N/A



MILLS SOURCE OF WHEAT N/A

Milling Capacity

Maximum Capacity N/A MT
Current Capacity N/A MT

Production Functionality N/A%

Market Actors Supplied by Mills

Bakeries Supplied N/A
Traders Supplied N/A



SILOS

N/A

Silos Status

Non-Operational N/A 0%
Operational N/A

Functionality

Full N/A (0%)
Partial N/A (0%)

Ownership

Public N/A (0%)
Private N/A (0%)

Reasons for Non-Operation

N/A



SILOS SOURCE OF WHEAT N/A

Needed Support for Silos

Building Rehabilitation N/A
Machine Rehabilitation N/A
Estimated Cost of Machines and Rehabilitation \$ N/A

Silos Capacity

Silos Maximum Storage Capacity N/A MT

Mapping of Wheat-to-Bread Processing Facilities

Al-Hasakeh February 2023



WHOLE OF SYRIA (WoS)
FOOD SECURITY SECTOR
Strengthening Humanitarian Response



DISTRICT: Ras Al Ain
SUB-DISTRICT: Ras Al Ain



TOTAL POPULATION 62,214
PIN 48,389



BAKERIES

4

Bakery Status



Reasons for Non-Operation

Displacement Due to War
Need for Building Rehabilitation
Need for Machine Rehabilitation

Functionality

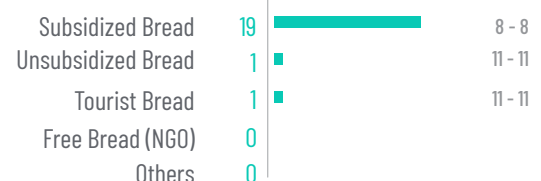
● Full 2 (67%)
● Partial 1 (33%)

Ownership

● Public 1 (25%)
● Private 3 (75%)
● Mix 0 (0%)

Bread Production

Daily Production (MT)



Average Subsidized Bread Package Weight 500g

Average Unsubsidized Bread Package Weight 700g

Daily Production 21 MT
Full Daily Capacity 33 MT
Current Productivity 64%

Daily Bread Needs of Total Population 21 MT
Subsidized Bread Availability to PIN 100%
Daily Bread Needs of PIN Population 16 MT

Availability

● Always Available ● Fairly Available ● Not Available

Yeast



Bread



Fuel



Flour



Support Status

Currently Not Receiving Support 3 (75%)

Currently Receive Support 1 (25%)

Type of Support

Rehabilitation 0%
Operational Support 0%
Flour 100%
Yeast 0%

Source of Support

NGO 0
LC 0
AFAD 0

Source and Price of Flour

100% Imported Flour 600-650 \$/MT
0% Local Flour 450-500 \$/MT

SOURCES

Trader 67%
Mill 0%
LC 0%
NGO 0%
Other 33%



MILLS

12

Mills Status



Reasons for Non-Operation

Fuel/Electricity Shortage
Need for Machine Rehabilitation
Need for Building Rehabilitation

Functionality

● Full 0 (0%)
● Partial 10 (100%)

Ownership

● Public 0 (0%)
● Private 12 (100%)
● Mix 0 (0%)

Reasons for Limited Functionality

Fuel/Electricity Shortage
High Operational Cost
No Financial Liquidity



MILLS SOURCE OF WHEAT

Farmers

Milling Capacity

Maximum Capacity 258 MT
Current Capacity 94 MT

Production Functionality 36%

Market Actors Supplied by Mills

Bakeries Supplied 0
Traders Supplied 0



SILOS

8

Silos Status



Functionality

● Full 0 (0%)
● Partial 0 (0%)

Ownership

● Public 8 (100%)
● Private 0 (0%)

Reasons for Non-Operation: High Operational Cost, No Financial Liquidity, Need for Building Rehabilitation



SILOS SOURCE OF WHEAT

N/A

Needed Support for Silos

Building Rehabilitation 0
Machine Rehabilitation 0
Estimated Cost of Machines and Rehabilitation \$0

Silos Capacity

Silos Maximum Storage Capacity 0 MT

Mapping of Wheat-to-Bread Processing Facilities

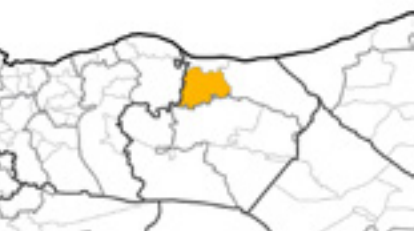
Ar-Raqqa February 2023



WHOLE OF SYRIA (WoS)
FOOD SECURITY SECTOR
Strengthening Humanitarian Response



DISTRICT: Tell Abiad
SUB-DISTRICT: Ein Issa



TOTAL POPULATION
37,682

PIN
23,469



BAKERIES

2

Bakery Status



Reasons for Non-Operation

High Operational Cost
No Access to Support
Inability to Compete with Supported Bakeries

Functionality

Full 0 (N/A%)
Partial 0 (N/A%)

Ownership

Public 0 (0%)
Private 2 (100%)
Mix 0 (0%)

Bread Production

Daily Production (MT)

Subsidized Bread 0
Unsubsidized Bread 0
Tourist Bread 0
Free Bread (NGO) 0
Others 0

Price (TL) /KG

N/A - N/A
N/A - N/A
N/A - N/A

Daily Production 0 MT

Full Daily Capacity 0 MT

Current Productivity

N/A%

Daily Bread Needs of Total Population 12 MT

Subsidized Bread Availability to PIN

0%

Daily Bread Needs of PIN Population 8 MT

Average Subsidized Bread Package Weight N/Ag

Average Unsubsidized Bread Package Weight N/Ag

Support Status

Currently Not Receiving Support 2 (100%)

Currently Receive Support 0 (0%)

Type of Support

Rehabilitation 0%
Operational Support 0%
Flour 0%
Yeast 0%

Source of Support

NGO 0
LC 0
AFAD 0

Source and Price of Flour

N/A% Imported Flour N/A - N/A \$/MT

N/A% Local Flour N/A - N/A\$/MT

SOURCES

Trader 0%
Mill 0%
LC 0%
NGO 0%
Other 0%

Availability

Always Available Fairly Available Not Available

Yeast

0% 0%
0%

Bread

0% 0%
0%

Fuel

0% 0%
0%

Flour

0% 0%
0%



MILLS

1

Mills Status

Non-Operational 0
Operational 1



Functionality

Full 0 (0%)
Partial 1 (100%)

Reasons for Limited Functionality

Fuel/Electricity Shortage

Need for Machine Rehabilitation

Need for Building Rehabilitation

Ownership

Public 0 (0%)
Private 1 (100%)
Mix 0 (0%)



MILLS SOURCE OF WHEAT

Farmers

Milling Capacity

Maximum Capacity 40 MT
Current Capacity 8 MT

Production Functionality 20%

Market Actors Supplied by Mills

Bakeries Supplied 0
Traders Supplied 0

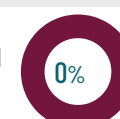


SILOS

1

Silos Status

Non-Operational 1
Operational 0



Functionality

Full 0 (0%)
Partial 0 (0%)

Ownership

Public 1 (100%)
Private 0 (0%)

Reasons for Non-Operation: Security Challenges, Displacement Due to War, Bombing and Shelling



SILOS SOURCE OF WHEAT

N/A

Needed Support for Silos

Building Rehabilitation 0
Machine Rehabilitation 0
Estimated Cost of Machines and Rehabilitation \$0

Silos Capacity

Silos Maximum Storage Capacity

0 MT

Mapping of Wheat-to-Bread Processing Facilities

Ar-Raqqa February 2023



WHOLE OF SYRIA (WoS)
FOOD SECURITY SECTOR
Strengthening Humanitarian Response



DISTRICT: Tell Abiad
SUB-DISTRICT: Suluk



TOTAL POPULATION
38,026

PIN
21,050



BAKERIES

6

Bakery Status



Reasons for Non-Operation

High Operational Cost
No Access to Support
No Financial Liquidity

Functionality

Full 2 (100%)
Partial 0 (0%)

Ownership

Public 1 (17%)
Private 5 (83%)
Mix 0 (0%)

Bread Production

Daily Production (MT)

Subsidized Bread 9
Unsubsidized Bread 0
Tourist Bread 0
Free Bread (NGO) 0
Others 0

Price (TL) /KG
7 - 7
N/A - N/A
N/A - N/A

Average Subsidized Bread Package Weight 2,250g

Average Unsubsidized Bread Package Weight N/Ag

Daily Production 9 MT
Full Daily Capacity 14 MT
Current Productivity 64%

Daily Bread Needs of Total Population 13 MT
Subsidized Bread Availability to PIN 100%
Daily Bread Needs of PIN Population 7 MT

Availability

Always Available Fairly Available Not Available

Yeast



Bread



Fuel



Flour



Support Status

Currently Not Receiving Support 4 (80%)

Currently Receive Support 1 (20%)

Type of Support

Rehabilitation 0%
Operational Support 0%
Flour 100%
Yeast 0%

Source of Support

NGO LC AFAD
0 0 0
0 0 0
0 0 1
0 0 0

Source and Price of Flour

100% Imported Flour 600-610 \$/MT
0% Local Flour 485-485 \$/MT

SOURCES


Trader 50%
Mill 0%
LC 0%
NGO 0%
Other 50%



MILLS

6

Mills Status



Reasons for Non-Operation

Moved to Another Area
Fuel/Electricity Shortage
No Financial Liquidity

Functionality

Full 0 (0%)
Partial 5 (100%)

Ownership

Public 0 (0%)
Private 6 (100%)
Mix 0 (0%)

Reasons for Limited Functionality

Fuel/Electricity Shortage
High Operational Cost
N/A



MILLS SOURCE OF WHEAT

Farmers

Milling Capacity

Maximum Capacity 170 MT
Current Capacity 73 MT

Production Functionality 43%

Market Actors Supplied by Mills

Bakeries Supplied 0
Traders Supplied 0



SILOS

1

Silos Status



Functionality

Full 0 (0%)
Partial 0 (0%)

Ownership

Public 1 (100%)
Private 0 (0%)

Reasons for Non-Operation
Bombed and Shelling, Fire Accident, Need for Building Rehabilitation



SILOS SOURCE OF WHEAT

N/A

Needed Support for Silos

Building Rehabilitation 0
Machine Rehabilitation 0
Estimated Cost of Machines and Rehabilitation \$0

Silos Capacity

Silos Maximum Storage Capacity 0 MT

Mapping of Wheat-to-Bread Processing Facilities

Ar-Raqqa February 2023



WHOLE OF SYRIA (WoS)
FOOD SECURITY SECTOR
Strengthening Humanitarian Response



DISTRICT: Tell Abiad
SUB-DISTRICT: Tell Abiad



TOTAL POPULATION 41,529
PIN 25,500



BAKERIES

4

Bakery Status



Reasons for Non-Operation

No Financial Liquidity
High Operational Cost
N/A

Functionality

Full 1 (100%)
Partial 0 (0%)

Ownership

Public 1 (25%)
Private 3 (75%)
Mix 0 (0%)

Bread Production

Daily Production (MT)

Subsidized Bread 22
Unsubsidized Bread 0
Tourist Bread 0
Free Bread (NGO) 0
Others 0

Price (TL) /KG

6 - 6
N/A - N/A
N/A - N/A

Daily Production 22 MT
Full Daily Capacity 30 MT

Current Productivity

73%

Daily Bread Needs of Total Population 14 MT

Subsidized Bread Availability to PIN

100%

Daily Bread Needs of PIN Population 8 MT

Average Subsidized Bread Package Weight 2,500g

Average Unsubsidized Bread Package Weight N/Ag

Support Status

Currently Not Receiving Support 3 (75%)

Currently Receive Support 1 (25%)

Type of Support

Rehabilitation 0%
Operational Support 0%
Flour 100%
Yeast 0%

Source of Support

NGO LC AFAD
0 0 0
0 0 0
0 0 1
0 0 0

Source and Price of Flour

100% Imported Flour 580-580 \$/MT

0% Local Flour 490-490 \$/MT

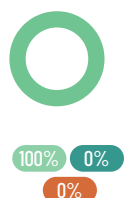
SOURCES

Trader 0%
Mill 0%
LC 0%
NGO 0%
Other 100%

Availability

Always Available Fairly Available Not Available

Yeast



Bread



Fuel



Flour



MILLS

5



MILLS SOURCE OF WHEAT

Farmers, Traders



SILOS

N/A



SILOS SOURCE OF WHEAT N/A

Mills Status



Functionality

Full 0 (0%)
Partial 4 (100%)

Reasons for Limited Functionality

Fuel/Electricity Shortage
Low Demand in Area

Ownership

Public 1 (20%)
Private 4 (80%)
Mix 0 (0%)

Reasons for Non-Operation

Need for Building Rehabilitation
Need for Machine Rehabilitation
High Operational Cost

Milling Capacity

Maximum Capacity 408 MT
Current Capacity 138 MT

Production Functionality 34%

Market Actors Supplied by Mills

Bakeries Supplied 6
Traders Supplied 10

Silos Status

Non-Operational N/A
Operational N/A 0%

Functionality

Full N/A (0%)
Partial N/A (0%)

Ownership

Public N/A (0%)
Private N/A (0%)

Reasons for Non-Operation N/A

Needed Support for Silos

Building Rehabilitation N/A

Machine Rehabilitation N/A

Estimated Cost of Machines and Rehabilitation \$ N/A

Silos Capacity

Silos Maximum Storage Capacity N/A MT

Mapping of Wheat-to-Bread Processing Facilities

Idleb February 2023



WHOLE OF SYRIA (WoS)
FOOD SECURITY SECTOR
Strengthening Humanitarian Response



DISTRICT: Ariha
SUB-DISTRICT: Ariha



TOTAL POPULATION 105,178
PIN 47,362



BAKERIES

5

Bakery Status

Non-Operational 0
Operational 5



Reasons for Non-Operation

N/A
N/A
N/A

Functionality

Full 0 (0%)
Partial 5 (100%)

Ownership

Public 1 (20%)
Private 4 (80%)
Mix 0 (0%)

Bread Production

Daily Production (MT)

Subsidized Bread 12
Unsubsidized Bread 17
Tourist Bread 0
Free Bread (NGO) 0
Others 0

Price (TL) /KG

6 - 6
10 - 10
N/A - N/A

Daily Production 29 MT
Full Daily Capacity 71 MT

Current Productivity



Daily Bread Needs of Total Population 35 MT

Subsidized Bread Availability to PIN



Daily Bread Needs of PIN Population 16 MT

Average Subsidized Bread Package Weight 800g

Average Unsubsidized Bread Package Weight 500g

Support Status

Currently Not Receiving Support 0 (0%)

Currently Receive Support 5 (100%)

Type of Support

Rehabilitation 0%
Operational Support 0%
Flour 50%
Yeast 50%

Source of Support

NGO LC AFAD
0 0 0
0 0 0
5 0 0
5 0 0

Source and Price of Flour

72% Imported Flour 430-440 \$/MT
28% Local Flour 430-430 \$/MT

SOURCES

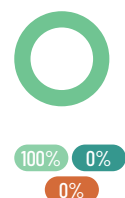
Trader 80%
Mill 0%
LC 0%
NGO 0%
Other 20%

75%
0%
0%
0%
25%

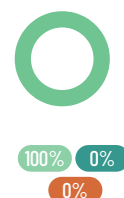
Yeast



Bread



Fuel



Flour



MILLS

N/A

Mills Status

Functionality

Full N/A (0%)
Partial N/A (0%)

Reasons for Limited Functionality

N/A
N/A

Ownership

Public N/A (0%)
Private N/A (0%)
Mix N/A (0%)

Reasons for Non-Operation

N/A
N/A
N/A



MILLS SOURCE OF WHEAT N/A

Milling Capacity

Maximum Capacity N/A MT
Current Capacity N/A MT

Production Functionality N/A%

Market Actors Supplied by Mills

Bakeries Supplied N/A
Traders Supplied N/A



SILOS

N/A

Silos Status

Non-Operational N/A
Operational N/A 0%

Functionality

Full N/A (0%)
Partial N/A (0%)

Ownership

Public N/A (0%)
Private N/A (0%)

Reasons for Non-Operation

N/A



SILOS SOURCE OF WHEAT N/A

Needed Support for Silos

Building Rehabilitation N/A
Machine Rehabilitation N/A
Estimated Cost of Machines and Rehabilitation \$ N/A

Silos Capacity

Silos Maximum Storage Capacity N/A MT

Mapping of Wheat-to-Bread Processing Facilities

Idleb February 2023



WHOLE OF SYRIA (WoS)
FOOD SECURITY SECTOR
Strengthening Humanitarian Response



DISTRICT: Harim
SUB-DISTRICT: Armanaz



TOTAL POPULATION 80,297
PIN 68,508



BAKERIES

3

Bakery Status

Non-Operational 0
Operational 3



Reasons for Non-Operation

N/A

N/A

N/A

Functionality

Full 0 (0%)
Partial 3 (100%)

Ownership

Public 1 (33%)
Private 2 (67%)
Mix 0 (0%)

Bread Production

Daily Production (MT)

Subsidized Bread 7
Unsubsidized Bread 3
Tourist Bread 0
Free Bread (NGO) 0
Others 0

Price (TL) /KG

5 - 5
10 - 10
N/A - N/A

Daily Production 10 MT
Full Daily Capacity 38 MT

Current Productivity

26%

Daily Bread Needs of Total Population 26 MT

Subsidized Bread Availability to PIN

33%

Daily Bread Needs of PIN Population 23 MT

Average Subsidized Bread Package Weight 1,000g
Average Unsubsidized Bread Package Weight 1,000g

Support Status

Currently Not Receiving Support 0 (0%)

Currently Receive Support 3 (100%)

Type of Support

Rehabilitation 0%
Operational Support 0%
Flour 50%
Yeast 50%

Source of Support

NGO LC AFAD
0 0 0
0 0 0
3 0 0
3 0 0

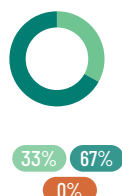
Source and Price of Flour

78% Imported Flour 440-460 \$/MT
22% Local Flour 415-440 \$/MT

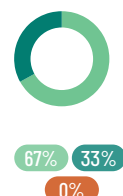
SOURCES

Trader 100%
Mill 0%
LC 0%
NGO 0%
Other 0%

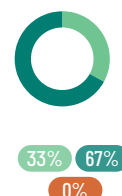
Yeast



Bread



Fuel



Flour



MILLS

N/A

Mills Status

Functionality

Full N/A (0%)
Partial N/A (0%)

Reasons for Limited Functionality

N/A

Reasons for Non-Operation

N/A
N/A
N/A

Ownership

Public N/A (0%)
Private N/A (0%)
Mix N/A (0%)



MILLS SOURCE OF WHEAT N/A

Milling Capacity

Maximum Capacity N/A MT
Current Capacity N/A MT

Production Functionality N/A%

Market Actors Supplied by Mills

Bakeries Supplied N/A
Traders Supplied N/A



SILOS

N/A

Silos Status

Non-Operational N/A
Operational N/A 0%

Functionality

Full N/A (0%)
Partial N/A (0%)

Ownership

Public N/A (0%)
Private N/A (0%)

Reasons for Non-Operation

N/A



SILOS SOURCE OF WHEAT N/A

Needed Support for Silos

Building Rehabilitation N/A
Machine Rehabilitation N/A
Estimated Cost of Machines and Rehabilitation \$ N/A

Silos Capacity

Silos Maximum Storage Capacity N/A MT

Mapping of Wheat-to-Bread Processing Facilities

Idleb February 2023



WHOLE OF SYRIA (WoS)
FOOD SECURITY SECTOR
Strengthening Humanitarian Response



DISTRICT: Jisr-Ash-Shugur
SUB-DISTRICT: Badama



TOTAL POPULATION
59,312

PIN
41,656



BAKERIES

2

Bakery Status

Non-Operational 0
Operational 2



Reasons for Non-Operation

N/A

N/A

N/A

Functionality

Full 0 (0%)
Partial 2 (100%)

Ownership

Public 0 (0%)
Private 2 (100%)
Mix 0 (0%)

Bread Production

Daily Production (MT)

Subsidized Bread 0
Unsubsidized Bread 3
Tourist Bread 0
Free Bread (NGO) 0
Others 0

Price (TL) /KG

N/A - N/A
10 - 10
N/A - N/A

Daily Production 3 MT
Full Daily Capacity 13 MT

Current Productivity

23%

Daily Bread Needs of Total Population 20 MT

Subsidized Bread Availability to PIN

0%

Daily Bread Needs of PIN Population 14 MT

Average Subsidized Bread Package Weight N/Ag
Average Unsubsidized Bread Package Weight 500g

Support Status

Currently Not Receiving Support 2 (100%)
Currently Receive Support 0 (0%)

Type of Support

Rehabilitation 0%
Operational Support 0%
Flour 0%
Yeast 0%

Source of Support

NGO LC AFAD
0 0 0
0 0 0
0 0 0
0 0 0

Source and Price of Flour

67% Imported Flour 445-445 \$/MT
33% Local Flour 430-435 \$/MT

SOURCES

Trader 100%
Mill 0%
LC 0%
NGO 0%
Other 0%

Yeast



100% 0%
0%

Bread



100% 0%
0%

Fuel



100% 0%
0%

Flour



50% 50%
0%



MILLS

N/A

Mills Status

Non-Operational N/A 0%
Operational N/A

Reasons for Non-Operation

N/A
N/A
N/A

Functionality

Full N/A (0%)
Partial N/A (0%)

Reasons for Limited Functionality

N/A

N/A

Ownership

Public N/A (0%)
Private N/A (0%)
Mix N/A (0%)



MILLS SOURCE OF WHEAT N/A

Milling Capacity

Maximum Capacity N/A MT
Current Capacity N/A MT

Production Functionality N/A%

Market Actors Supplied by Mills

Bakeries Supplied N/A
Traders Supplied N/A



SILOS

N/A

Silos Status

Non-Operational N/A 0%
Operational N/A

Functionality

Full N/A (0%)
Partial N/A (0%)

Ownership

Public N/A (0%)
Private N/A (0%)

Reasons for Non-Operation N/A



SILOS SOURCE OF WHEAT N/A

Needed Support for Silos

Building Rehabilitation N/A
Machine Rehabilitation N/A
Estimated Cost of Machines and Rehabilitation \$ N/A

Silos Capacity

Silos Maximum Storage Capacity N/A MT

Mapping of Wheat-to-Bread Processing Facilities

Idleb February 2023



WHOLE OF SYRIA (WoS)
FOOD SECURITY SECTOR
Strengthening Humanitarian Response



DISTRICT: Idleb
SUB-DISTRICT: Bennsh



TOTAL POPULATION 58,541
PIN 33,634



BAKERIES

4

Bakery Status



Reasons for Non-Operation

N/A
N/A
N/A

● Full 1 (25%)
● Partial 3 (75%)

Ownership

Public 1 (25%)
Private 3 (75%)
Mix 0 (0%)

Bread Production

Daily Production (MT)

Subsidized Bread 0
Unsubsidized Bread 21
Tourist Bread 0
Free Bread (NGO) 0
Others 0

Price (TL) /KG

N/A - N/A
10 - 10
N/A - N/A

Daily Production 21 MT
Full Daily Capacity 40 MT

Current Productivity 52%



Daily Bread Needs of Total Population 19 MT

Subsidized Bread Availability to PIN



Daily Bread Needs of PIN Population 11 MT

0%

Average Subsidized Bread Package Weight N/Ag
Average Unsubsidized Bread Package Weight 1,000g

Support Status

Currently Not Receiving Support 4 (100%)

Currently Receive Support 0 (0%)

Type of Support

Rehabilitation 0%
Operational Support 0%
Flour 0%
Yeast 0%

Source of Support

NGO LC AFAD
0 0 0
0 0 0
0 0 0
0 0 0

Source and Price of Flour

65% Imported Flour 450-450 \$/MT
35% Local Flour 450-465 \$/MT

SOURCES

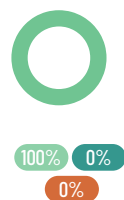
Trader 75%
Mill 0%
LC 0%
NGO 0%
Other 25%

0%
39%
0%
0%
61%

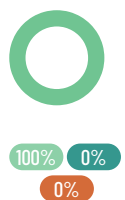
Availability

● Always Available ● Fairly Available ● Not Available

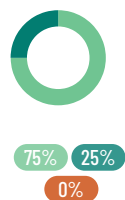
Yeast



Bread



Fuel



Flour



MILLS

N/A

Mills Status

● Non-Operational N/A 0%
● Operational N/A

Reasons for Non-Operation

N/A
N/A
N/A

Functionality

● Full N/A (0%)
● Partial N/A (0%)

Ownership

Public N/A (0%)
Private N/A (0%)
Mix N/A (0%)

Reasons for Limited Functionality

N/A
N/A
N/A



MILLS SOURCE OF WHEAT

N/A

Milling Capacity

Maximum Capacity N/A MT
Current Capacity N/A MT

Production Functionality N/A%

Market Actors Supplied by Mills

Bakeries Supplied N/A
Traders Supplied N/A



SILOS

N/A

Silos Status

● Non-Operational N/A 0%
● Operational N/A

Functionality

● Full N/A (0%)
● Partial N/A (0%)

Ownership

Public N/A (0%)
Private N/A (0%)

Reasons for Non-Operation

N/A



SILOS SOURCE OF WHEAT

N/A

Needed Support for Silos

Building Rehabilitation N/A
Machine Rehabilitation N/A
Estimated Cost of Machines and Rehabilitation \$ N/A

Silos Capacity

Silos Maximum Storage Capacity N/A MT

Mapping of Wheat-to-Bread Processing Facilities

Idleb February 2023



WHOLE OF SYRIA (WoS)
FOOD SECURITY SECTOR
Strengthening Humanitarian Response



DISTRICT: Harim
SUB-DISTRICT: Dana



TOTAL POPULATION 1,153,807
PIN 1,073,030



BAKERIES

34

Bakery Status

Non-Operational 0
Operational 34



Reasons for Non-Operation

N/A
N/A
N/A

Functionality

Full 15 (44%)
Partial 19 (56%)

Ownership

Public 4 (12%)
Private 30 (88%)
Mix 0 (0%)

Bread Production

Daily Production (MT)

Subsidized Bread 25
Unsubsidized Bread 51
Tourist Bread 57
Free Bread (NGO) 7
Others 0

Price (TL) /KG

1 - 1
10 - 10
10 - 10

Daily Production 140 MT
Full Daily Capacity 362 MT

Current Productivity



Daily Bread Needs of Total Population 381 MT

Subsidized Bread Availability to PIN



Daily Bread Needs of PIN Population 354 MT

Average Subsidized Bread Package Weight 1,087g
Average Unsubsidized Bread Package Weight 752g

Support Status

Currently Not Receiving Support 27 (79%)
Currently Receive Support 7 (21%)

Type of Support

Rehabilitation 0%
Operational Support 12%
Flour 88%
Yeast 0%

Source of Support

NGO LC AFAD
0 0 0
0 0 0
6 0 0
0 0 0

Source and Price of Flour

85% Imported Flour 410-452 \$/MT
15% Local Flour 400-440 \$/MT

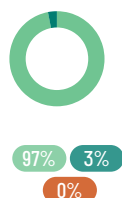
SOURCES

Trader 79%
Mill 0%
LC 0%
NGO 20%
Other 1%

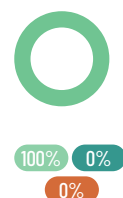
Availability

Always Available Fairly Available Not Available

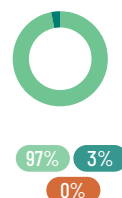
Yeast



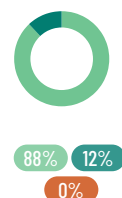
Bread



Fuel



Flour



MILLS

5

Mills Status

Non-Operational 2
Operational 3



Reasons for Non-Operation

Wheat Shortage
Need for Machine Rehabilitation
N/A

Functionality

Full 0 (0%)
Partial 3 (100%)

Ownership

Public 0 (0%)
Private 5 (100%)
Mix 0 (0%)

Reasons for Limited Functionality

Lack of Demand due to Poor Purchasing Power or Displacement
Low Demand in Area
Wheat Shortage



MILLS SOURCE OF WHEAT

LC, Farmers, Traders

Milling Capacity

Maximum Capacity 950 MT
Current Capacity 560 MT

Production Functionality 59%

Market Actors Supplied by Mills

Bakeries Supplied 15
Traders Supplied 23



SILOS

N/A

Silos Status

Non-Operational N/A
Operational N/A

Functionality

Full N/A (0%)
Partial N/A (0%)

Ownership

Public N/A (0%)
Private N/A (0%)

Reasons for Non-Operation N/A



SILOS SOURCE OF WHEAT

N/A

Needed Support for Silos

Building Rehabilitation N/A
Machine Rehabilitation N/A
Estimated Cost of Machines and Rehabilitation \$ N/A

Silos Capacity

Silos Maximum Storage Capacity N/A MT

Mapping of Wheat-to-Bread Processing Facilities

Idleb February 2023



WHOLE OF SYRIA (WoS)
FOOD SECURITY SECTOR
Strengthening Humanitarian Response



DISTRICT: Jisr-Ash-Shugur
SUB-DISTRICT: Darkosh



BAKERIES

3

Bakery Status

Non-Operational 0
Operational 3



Reasons for Non-Operation

N/A
N/A
N/A

Functionality

Full 0 (0%)
Partial 3 (100%)

Ownership

Public 0 (0%)
Private 3 (100%)
Mix 0 (0%)

Bread Production

Daily Production (MT)

Subsidized Bread 4
Unsubsidized Bread 13
Tourist Bread 0
Free Bread (NGO) 0
Others 0

Price (TL) /KG

6 - 6
10 - 10
N/A - N/A

Daily Production 17 MT
Full Daily Capacity 34 MT

Current Productivity

50%

Daily Bread Needs of Total Population 29 MT

Subsidized Bread Availability to PIN

38%

Daily Bread Needs of PIN Population 11 MT

Average Subsidized Bread Package Weight 800g

Average Unsubsidized Bread Package Weight 1,000g

Support Status

Currently Not Receiving Support 1 (33%)

Currently Receive Support 2 (67%)

Type of Support

Rehabilitation 0%
Operational Support 0%
Flour 50%
Yeast 50%

Source of Support

NGO LC AFAD
0 0 0
0 0 0
2 0 0
2 0 0

Source and Price of Flour

80% Imported Flour 450-460 \$/MT
20% Local Flour 420-440 \$/MT

SOURCES

Trader 100%
Mill 0%
LC 0%
NGO 0%
Other 0%

Yeast



Bread



Fuel



Flour



Availability

Always Available Fairly Available Not Available



MILLS

N/A

Mills Status

Non-Operational N/A 0%
Operational N/A

Reasons for Non-Operation

N/A
N/A
N/A

Functionality

Full N/A (0%)
Partial N/A (0%)

Reasons for Limited Functionality

N/A
N/A
N/A

Ownership

Public N/A (0%)
Private N/A (0%)
Mix N/A (0%)



MILLS SOURCE OF WHEAT N/A

Milling Capacity

Maximum Capacity N/A MT
Current Capacity N/A MT

Production Functionality N/A%

Market Actors Supplied by Mills

Bakeries Supplied N/A
Traders Supplied N/A



SILOS

N/A

Silos Status

Non-Operational N/A 0%
Operational N/A

Functionality

Full N/A (0%)
Partial N/A (0%)

Ownership

Public N/A (0%)
Private N/A (0%)

Reasons for Non-Operation N/A



SILOS SOURCE OF WHEAT N/A

Needed Support for Silos

Building Rehabilitation N/A
Machine Rehabilitation N/A
Estimated Cost of Machines and Rehabilitation \$ N/A

Silos Capacity

Silos Maximum Storage Capacity N/A MT

Mapping of Wheat-to-Bread Processing Facilities

Idleb February 2023



WHOLE OF SYRIA (WoS)
FOOD SECURITY SECTOR
Strengthening Humanitarian Response



DISTRICT: Ariha
SUB-DISTRICT: Ehsem



TOTAL POPULATION
37,423

PIN
33,843



BAKERIES

1

Bakery Status

Non-Operational 0
Operational 1



Reasons for Non-Operation

N/A

N/A

N/A

Functionality

Full 0 (0%)
Partial 1 (100%)

Ownership

Public 0 (0%)
Private 1 (100%)
Mix 0 (0%)

Bread Production

Daily Production (MT)

Subsidized Bread 0
Unsubsidized Bread 5
Tourist Bread 0
Free Bread (NGO) 0
Others 0

Price (TL) /KG

N/A - N/A
10 - 10
N/A - N/A

Daily Production 5 MT
Full Daily Capacity 11 MT

Current Productivity 45%



Daily Bread Needs of Total Population 12 MT

Subsidized Bread Availability to PIN

0%

Daily Bread Needs of PIN Population 11 MT

Average Subsidized Bread Package Weight N/Ag
Average Unsubsidized Bread Package Weight 500g

Support Status

Currently Not Receiving Support 1 (100%)
Currently Receive Support 0 (0%)

Type of Support

Rehabilitation 0%
Operational Support 0%
Flour 0%
Yeast 0%

Source of Support

NGO LC AFAD
0 0 0
0 0 0
0 0 0
0 0 0

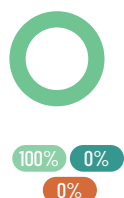
Source and Price of Flour

100% Imported Flour 460-460 \$/MT
0% Local Flour 425-425 \$/MT

SOURCES

Trader 100%
Mill 0%
LC 0%
NGO 0%
Other 0%

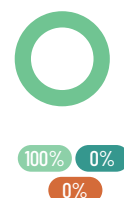
Yeast



Bread



Fuel



Flour



MILLS

N/A

Mills Status

Non-Operational N/A 0%
Operational N/A

Reasons for Non-Operation

N/A
N/A
N/A

Functionality

Full N/A (0%)
Partial N/A (0%)

Ownership

Public N/A (0%)
Private N/A (0%)
Mix N/A (0%)

Reasons for Limited Functionality

N/A

N/A

N/A



MILLS SOURCE OF WHEAT N/A

Milling Capacity

Maximum Capacity N/A MT
Current Capacity N/A MT

Production Functionality N/A%

Market Actors Supplied by Mills

Bakeries Supplied N/A
Traders Supplied N/A



SILOS

N/A

Silos Status

Non-Operational N/A 0%
Operational N/A

Functionality

Full N/A (0%)
Partial N/A (0%)

Ownership

Public N/A (0%)
Private N/A (0%)

Reasons for Non-Operation N/A



SILOS SOURCE OF WHEAT N/A

Needed Support for Silos

Building Rehabilitation N/A
Machine Rehabilitation N/A
Estimated Cost of Machines and Rehabilitation \$ N/A

Silos Capacity

Silos Maximum Storage Capacity N/A MT

Mapping of Wheat-to-Bread Processing Facilities

Idleb February 2023



WHOLE OF SYRIA (WoS)
FOOD SECURITY SECTOR
Strengthening Humanitarian Response



DISTRICT: Harim
SUB-DISTRICT: Harim



TOTAL POPULATION 79,017
PIN 61,211



BAKERIES

3

Bakery Status



Reasons for Non-Operation

N/A
N/A
N/A

Functionality

Full 0 (0%)
Partial 3 (100%)

Ownership

Public 0 (0%)
Private 3 (100%)
Mix 0 (0%)

Bread Production

Daily Production (MT)

Subsidized Bread 0
Unsubsidized Bread 9
Tourist Bread 0
Free Bread (NGO) 0
Others 0

Price (TL) /KG

N/A - N/A
10 - 10
N/A - N/A

Daily Production 9 MT
Full Daily Capacity 41 MT

Current Productivity 22%

Daily Bread Needs of Total Population 26 MT

Subsidized Bread Availability to PIN

Daily Bread Needs of PIN Population 20 MT

0%

Average Subsidized Bread Package Weight N/Ag

Average Unsubsidized Bread Package Weight 1,000g

Support Status

Currently Not Receiving Support 3 (100%)

Currently Receive Support 0 (0%)

Type of Support

Rehabilitation 0%
Operational Support 0%
Flour 0%
Yeast 0%

Source of Support

NGO LC AFAD
0 0 0
0 0 0
0 0 0
0 0 0

Source and Price of Flour

88% Imported Flour 430-445 \$/MT
13% Local Flour 400-440 \$/MT

SOURCES

Trader 100%
Mill 0%
LC 0%
NGO 0%
Other 0%

Availability

Always Available Fairly Available Not Available

Yeast



0% 100%
0%

Bread



100% 0%
0%

Fuel



0% 100%
0%

Flour



0% 100%
0%



MILLS

N/A

Mills Status

Non-Operational N/A 0%
Operational N/A

Reasons for Non-Operation

N/A
N/A
N/A

Functionality

Full N/A (0%)
Partial N/A (0%)

Ownership

Public N/A (0%)
Private N/A (0%)
Mix N/A (0%)

Reasons for Limited Functionality

N/A
N/A
N/A



MILLS SOURCE OF WHEAT

N/A

Milling Capacity

Maximum Capacity N/A MT
Current Capacity N/A MT

Production Functionality N/A%

Market Actors Supplied by Mills

Bakeries Supplied N/A
Traders Supplied N/A



SILOS

N/A

Silos Status

Non-Operational N/A 0%
Operational N/A

Functionality

Full N/A (0%)
Partial N/A (0%)

Ownership

Public N/A (0%)
Private N/A (0%)

Reasons for Non-Operation

N/A



SILOS SOURCE OF WHEAT

N/A

Needed Support for Silos

Building Rehabilitation N/A
Machine Rehabilitation N/A
Estimated Cost of Machines and Rehabilitation \$ N/A

Silos Capacity

Silos Maximum Storage Capacity N/A MT

Mapping of Wheat-to-Bread Processing Facilities

Idleb February 2023



WHOLE OF SYRIA (WoS)
FOOD SECURITY SECTOR
Strengthening Humanitarian Response



DISTRICT: Idleb
SUB-DISTRICT: Idleb



TOTAL POPULATION 301,377
PIN 103,566

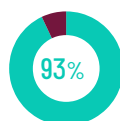


BAKERIES

14

Bakery Status

Non-Operational 1
Operational 13



Reasons for Non-Operation

Inability to Compete with Supported Bakeries
No Access to Support
N/A

Functionality

Full 0 (0%)
Partial 13 (100%)

Ownership

Public 1 (7%)
Private 13 (93%)
Mix 0 (0%)

Bread Production

Daily Production (MT)

Subsidized Bread 6
Unsubsidized Bread 44
Tourist Bread 0
Free Bread (NGO) 1
Others 1

Price (TL) /KG

4 - 4
10 - 10
N/A - N/A

Daily Production 52 MT
Full Daily Capacity 115 MT

Current Productivity

45%

Daily Bread Needs of Total Population 99 MT

Subsidized Bread Availability to PIN

16%

Daily Bread Needs of PIN Population 34 MT

Average Subsidized Bread Package Weight 1,200g
Average Unsubsidized Bread Package Weight 500g

Support Status

Currently Not Receiving Support 10 (77%)
Currently Receive Support 3 (23%)

Type of Support

Rehabilitation 0%
Operational Support 0%
Flour 100%
Yeast 0%

Source of Support

NGO LC AFAD
0 0 0
0 0 0
3 0 0
0 0 0

Source and Price of Flour

84% Imported Flour 420-460 \$/MT
16% Local Flour 405-465 \$/MT

SOURCES

Trader 82%
Mill 0%
LC 0%
NGO 10%
Other 8%

Yeast



Bread



Fuel



Flour



MILLS

2

Mills Status

Non-Operational 1
Operational 1



Reasons for Non-Operation

Need for Machine Rehabilitation
Wheat Shortage
No Financial Liquidity

Functionality

Full 0 (0%)
Partial 1 (100%)

Reasons for Limited Functionality

Wheat Shortage
Need for Machine Rehabilitation
N/A

Ownership

Public 1 (50%)
Private 1 (50%)
Mix 0 (0%)



MILLS SOURCE OF WHEAT

LC, Farmers, Traders

Milling Capacity

Maximum Capacity 1000 MT
Current Capacity 400 MT

Production Functionality 40%

Market Actors Supplied by Mills

Bakeries Supplied 0
Traders Supplied 0



SILOS

1

Silos Status

Non-Operational 0
Operational 1



Functionality

Full 0 (0%)
Partial 1 (100%)

Ownership

Public 1 (100%)
Private 0 (0%)

Reasons for Non-Operation N/A



SILOS SOURCE OF WHEAT

Farmers

Needed Support for Silos

Building Rehabilitation 1
Machine Rehabilitation 0
Estimated Cost of Machines and Rehabilitation \$ 4,000

Silos Capacity

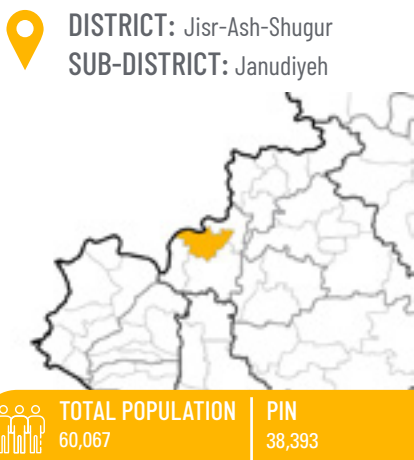
Silos Maximum Storage Capacity 110,000 MT

Mapping of Wheat-to-Bread Processing Facilities

Idleb February 2023



WHOLE OF SYRIA (WoS)
FOOD SECURITY SECTOR
Strengthening Humanitarian Response



BAKERIES

6

Bakery Status



Reasons for Non-Operation

High Operational Cost
Inability to Compete with Supported Bakeries
N/A

Functionality

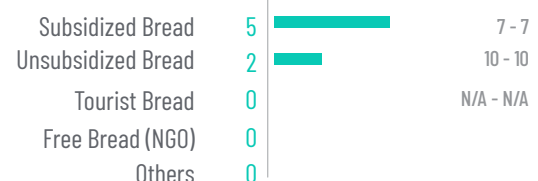
● Full 0 (0%)
● Partial 3 (100%)

Ownership

● Public 0 (0%)
● Private 6 (100%)
● Mix 0 (0%)

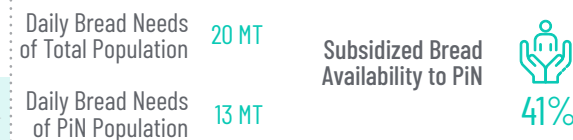
Bread Production

Daily Production (MT)



Average Subsidized Bread Package Weight 750g

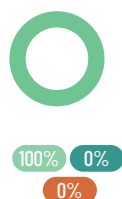
Average Unsubsidized Bread Package Weight 500g



Availability

● Always Available ● Fairly Available ● Not Available

Yeast



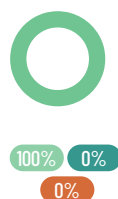
Bread



Fuel



Flour



Support Status

Currently Not Receiving Support 2 (50%)

Currently Receive Support 2 (50%)

Type of Support

Rehabilitation 0%
Operational Support 0%
Flour 50%
Yeast 50%

Source of Support

Source	NGO	LC	AFAD
Rehabilitation	0	0	0
Operational Support	0	0	0
Flour	2	0	0
Yeast	2	0	0

Source and Price of Flour

100% Imported Flour 430-450 \$/MT
0% Local Flour 425-435 \$/MT

SOURCES

Source	100%	0%
Trader	100%	0%
Mill	0%	0%
LC	0%	0%
NGO	0%	0%
Other	0%	0%



MILLS

N/A

Mills Status

● Non-Operational N/A 0%
● Operational N/A

Reasons for Non-Operation

N/A
N/A
N/A

Functionality

● Full N/A (0%)
● Partial N/A (0%)

Reasons for Limited Functionality

N/A

Ownership

● Public N/A (0%)
● Private N/A (0%)
● Mix N/A (0%)

N/A

N/A



MILLS SOURCE OF WHEAT N/A

Milling Capacity

Maximum Capacity N/A MT
Current Capacity N/A MT

Production Functionality N/A%

Market Actors Supplied by Mills

Bakeries Supplied N/A
Traders Supplied N/A



SILOS

N/A

Silos Status

● Non-Operational N/A 0%
● Operational N/A

Functionality

● Full N/A (0%)
● Partial N/A (0%)

Ownership

● Public N/A (0%)
● Private N/A (0%)

Reasons for Non-Operation N/A



SILOS SOURCE OF WHEAT N/A

Needed Support for Silos

Building Rehabilitation N/A
Machine Rehabilitation N/A
Estimated Cost of Machines and Rehabilitation \$ N/A

Silos Capacity

Silos Maximum Storage Capacity N/A MT

Mapping of Wheat-to-Bread Processing Facilities

Idleb February 2023



WHOLE OF SYRIA (WoS)
FOOD SECURITY SECTOR
Strengthening Humanitarian Response



DISTRICT: Jisr-Ash-Shugur
SUB-DISTRICT: Jisr-Ash-Shugur



TOTAL POPULATION
115,497

PIN
54,812



BAKERIES

6

Bakery Status

Non-Operational 0
Operational 6



Reasons for Non-Operation

N/A

N/A

N/A

Functionality

Full 0 (0%)
Partial 6 (100%)

Ownership

Public 2 (33%)
Private 4 (67%)
Mix 0 (0%)

Bread Production

Daily Production (MT)

Subsidized Bread 10
Unsubsidized Bread 24
Tourist Bread 0
Free Bread (NGO) 0
Others 0

Price (TL) /KG

6 - 7
10 - 10
N/A - N/A

Daily Production 34 MT
Full Daily Capacity 73 MT

Current Productivity



Daily Bread Needs of Total Population 38 MT

Subsidized Bread Availability to PIN



Daily Bread Needs of PIN Population 18 MT

Average Subsidized Bread Package Weight 800g
Average Unsubsidized Bread Package Weight 833g

Support Status

Currently Not Receiving Support 2 (33%)
Currently Receive Support 4 (67%)

Type of Support

Rehabilitation 0%
Operational Support 0%
Flour 50%
Yeast 50%

Source of Support

NGO LC AFAD
0 0 0
0 0 0
4 0 0
4 0 0

Source and Price of Flour

97% Imported Flour 440-500 \$/MT
3% Local Flour 415-480 \$/MT

SOURCES

Trader 83%
Mill 0%
LC 0%
NGO 7%
Other 10%

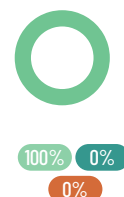
Yeast



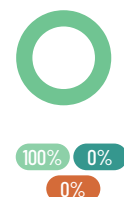
Bread



Fuel



Flour



MILLS

N/A

Mills Status

Non-Operational N/A 0%
Operational N/A

Reasons for Non-Operation

N/A
N/A
N/A

Functionality

Full N/A (0%)
Partial N/A (0%)

Reasons for Limited Functionality

N/A

N/A

Ownership

Public N/A (0%)
Private N/A (0%)
Mix N/A (0%)



MILLS SOURCE OF WHEAT N/A

Milling Capacity

Maximum Capacity N/A MT
Current Capacity N/A MT

Production Functionality N/A%

Market Actors Supplied by Mills

Bakeries Supplied N/A
Traders Supplied N/A



SILOS

N/A

Silos Status

Non-Operational N/A 0%
Operational N/A

Functionality

Full N/A (0%)
Partial N/A (0%)

Ownership

Public N/A (0%)
Private N/A (0%)

Reasons for Non-Operation N/A



SILOS SOURCE OF WHEAT N/A

Needed Support for Silos

Building Rehabilitation N/A
Machine Rehabilitation N/A
Estimated Cost of Machines and Rehabilitation \$ N/A

Silos Capacity

Silos Maximum Storage Capacity N/A MT

Mapping of Wheat-to-Bread Processing Facilities

Idleb February 2023



WHOLE OF SYRIA (WoS)
FOOD SECURITY SECTOR
Strengthening Humanitarian Response



DISTRICT: Harim
SUB-DISTRICT: Kafr Takharim



TOTAL POPULATION 36,178
PIN 33,276



BAKERIES

3

Bakery Status



Reasons for Non-Operation

Moved to Another Area

N/A

N/A

Functionality

Full 0 (0%)
Partial 2 (100%)

Ownership

Public 1 (50%)
Private 1 (50%)
Mix 0 (0%)

Bread Production

Daily Production (MT)

Subsidized Bread 7
Unsubsidized Bread 7
Tourist Bread 0
Free Bread (NGO) 0
Others 0

Price (TL) /KG

6 - 6
10 - 10
N/A - N/A

Daily Production 14 MT
Full Daily Capacity 34 MT

Current Productivity



Daily Bread Needs of Total Population 12 MT

Subsidized Bread Availability to PIN



Daily Bread Needs of PIN Population 11 MT

Average Subsidized Bread Package Weight 800g

Average Unsubsidized Bread Package Weight 500g

Support Status

Currently Not Receiving Support 1 (50%)

Currently Receive Support 1 (50%)

Type of Support

Rehabilitation 0%
Operational Support 0%
Flour 50%
Yeast 50%

Source of Support

NGO LC AFAD
0 0 0
0 0 0
1 0 0
1 0 0

Source and Price of Flour

73% Imported Flour 435-450 \$/MT
27% Local Flour 380-435 \$/MT

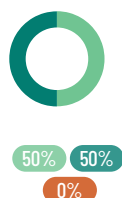
SOURCES

Trader 100%
Mill 0%
LC 0%
NGO 0%
Other 0%

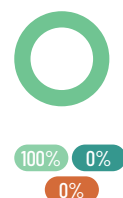
Availability

Always Available Fairly Available Not Available

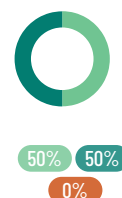
Yeast



Bread



Fuel



Flour



MILLS

N/A

Mills Status

Non-Operational N/A 0%
Operational N/A

Reasons for Non-Operation

N/A
N/A
N/A

Functionality

Full N/A (0%)
Partial N/A (0%)

Ownership

Public N/A (0%)
Private N/A (0%)
Mix N/A (0%)

Reasons for Limited Functionality

N/A

N/A

N/A



MILLS SOURCE OF WHEAT N/A

Milling Capacity

Maximum Capacity N/A MT
Current Capacity N/A MT

Production Functionality N/A%

Market Actors Supplied by Mills

Bakeries Supplied N/A
Traders Supplied N/A



SILOS

N/A

Silos Status

Non-Operational N/A 0%
Operational N/A

Functionality

Full N/A (0%)
Partial N/A (0%)

Ownership

Public N/A (0%)
Private N/A (0%)

Reasons for Non-Operation N/A



SILOS SOURCE OF WHEAT N/A

Needed Support for Silos

Building Rehabilitation N/A

Machine Rehabilitation N/A

Estimated Cost of Machines and Rehabilitation \$ N/A

Silos Capacity

Silos Maximum Storage Capacity N/A MT

Mapping of Wheat-to-Bread Processing Facilities

Idleb February 2023



WHOLE OF SYRIA (WoS)
FOOD SECURITY SECTOR
Strengthening Humanitarian Response



DISTRICT: Idleb
SUB-DISTRICT: Maaret Tamsrin



TOTAL POPULATION 322,116
PIN 284,930

BAKERIES 13

Bakery Status



Reasons for Non-Operation

Building is Partially Destroyed by Earthquake
Machinery was Disrupted by Earthquake
Infrastructure is Partially Destroyed by Earthquake

Functionality

● Full 3 (25%)
● Partial 9 (75%)

Ownership

Public 0 (0%)
Private 12 (92%)
Mix 1 (8%)

Bread Production

Daily Production (MT)

Subsidized Bread 33
Unsubsidized Bread 21
Tourist Bread 1
Free Bread (NGO) 15
Others 0

Price (TL) /KG
5 - 7
5 - 10
10 - 10

Average Subsidized Bread Package Weight 840g

Average Unsubsidized Bread Package Weight 902g

Daily Production 71 MT
Full Daily Capacity 141 MT
Current Productivity 50%

Daily Bread Needs of Total Population 106 MT
Daily Bread Needs of PIN Population 94 MT
Subsidized Bread Availability to PIN 35%

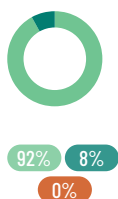
Availability

● Always Available ● Fairly Available ● Not Available

Yeast



Bread



Fuel



Flour



Support Status

Currently Not Receiving Support 5 (38%)

Currently Receive Support 8 (62%)

Type of Support

Rehabilitation 0%
Operational Support 0%
Flour 53%
Yeast 47%

Source of Support

NGO LC AFAD
0 0 0
0 0 0
8 0 0
7 0 0

Source and Price of Flour

76% Imported Flour 430-450 \$/MT
24% Local Flour 420-440 \$/MT

SOURCES

Trader 60% 25%
Mill 4% 52%
LC 0% 0%
NGO 29% 21%
Other 7% 3%



MILLS 2

Mills Status



Reasons for Non-Operation

N/A
N/A
N/A

Functionality

● Full 1 (50%)
● Partial 1 (50%)

Reasons for Limited Functionality

Low Demand in Area

N/A

Ownership

Public 1 (50%)
Private 1 (50%)
Mix 0 (0%)

N/A



MILLS SOURCE OF WHEAT

Farmers,
Traders, NGOs

Milling Capacity

Maximum Capacity 420 MT
Current Capacity 385 MT

Production Functionality 92%

Market Actors Supplied by Mills

Bakeries Supplied 37
Traders Supplied 15



SILOS N/A

Silos Status

● Non-Operational N/A
● Operational N/A 0%

Functionality

● Full N/A (0%)
● Partial N/A (0%)

Ownership

Public N/A (0%)
Private N/A (0%)

Reasons for Non-Operation N/A



SILOS SOURCE OF WHEAT N/A

Needed Support for Silos

Building Rehabilitation N/A
Machine Rehabilitation N/A
Estimated Cost of Machines and Rehabilitation \$ N/A

Silos Capacity

Silos Maximum Storage Capacity N/A MT

Mapping of Wheat-to-Bread Processing Facilities

Idleb February 2023



WHOLE OF SYRIA (WoS)
FOOD SECURITY SECTOR
Strengthening Humanitarian Response



DISTRICT: Ariha
SUB-DISTRICT: Mhambal



TOTAL POPULATION
43,613

PIN
38,493



BAKERIES

3

Bakery Status

Non-Operational 0
Operational 3



Reasons for Non-Operation

N/A

N/A

N/A

Functionality

Full 0 (0%)
Partial 3 (100%)

Ownership

Public 0 (0%)
Private 3 (100%)
Mix 0 (0%)

Bread Production

Daily Production (MT)

Subsidized Bread 5
Unsubsidized Bread 6
Tourist Bread 0
Free Bread (NGO) 0
Others 0

Price (TL) /KG

6 - 6
10 - 10
N/A - N/A

Daily Production 11 MT
Full Daily Capacity 34 MT

Current Productivity

32%

Daily Bread Needs of Total Population 14 MT

Subsidized Bread Availability to PIN

38%

Daily Bread Needs of PIN Population 13 MT

Average Subsidized Bread Package Weight 800g

Average Unsubsidized Bread Package Weight 667g

Support Status

Currently Not Receiving Support 1 (33%)

Currently Receive Support 2 (67%)

Type of Support

Rehabilitation 0%
Operational Support 0%
Flour 50%
Yeast 50%

Source of Support

NGO LC AFAD
0 0 0
0 0 0
2 0 0
2 0 0

Source and Price of Flour

70%

Imported Flour 435-450 \$/MT

30%

Local Flour 420-440 \$/MT

SOURCES

Trader 100%
Mill 0%
LC 0%
NGO 0%
Other 0%

Yeast



100% 0%
0%

Bread



100% 0%
0%

Fuel



100% 0%
0%

Flour



100% 0%
0%



MILLS

1

Mills Status

Non-Operational 1
Operational 0



Reasons for Non-Operation

N/A
N/A
N/A

Functionality

Full 0 (0%)
Partial 0 (0%)

Reasons for Limited Functionality

N/A

N/A

Ownership

Public 0 (0%)
Private 1 (100%)
Mix 0 (0%)



MILLS SOURCE OF WHEAT N/A

Milling Capacity

Maximum Capacity 0 MT
Current Capacity 0 MT

Production Functionality N/A%

Market Actors Supplied by Mills

Bakeries Supplied 0
Traders Supplied 0



SILOS

N/A

Silos Status

Non-Operational N/A
Operational N/A 0%

Functionality

Full N/A (0%)
Partial N/A (0%)

Ownership

Public N/A (0%)
Private N/A (0%)

Reasons for Non-Operation N/A



SILOS SOURCE OF WHEAT N/A

Needed Support for Silos

Building Rehabilitation N/A
Machine Rehabilitation N/A
Estimated Cost of Machines and Rehabilitation \$ N/A

Silos Capacity

Silos Maximum Storage Capacity N/A MT

Mapping of Wheat-to-Bread Processing Facilities

Idleb February 2023



WHOLE OF SYRIA (WoS)
FOOD SECURITY SECTOR
Strengthening Humanitarian Response



DISTRICT: Harim
SUB-DISTRICT: Qourqeena



TOTAL POPULATION 103,436
PIN 49,722



BAKERIES

2

Bakery Status

Non-Operational 0
Operational 2



Reasons for Non-Operation

N/A
N/A
N/A

Functionality

Full 0 (0%)
Partial 2 (100%)

Ownership

Public 1 (50%)
Private 1 (50%)
Mix 0 (0%)

Bread Production

Daily Production (MT)

Subsidized Bread 7
Unsubsidized Bread 2
Tourist Bread 0
Free Bread (NGO) 2
Others 0

Price (TL) /KG
6 - 6
10 - 10
N/A - N/A

Daily Production 11 MT
Full Daily Capacity 22 MT

Current Productivity



Daily Bread Needs of Total Population 34 MT

Subsidized Bread Availability to PIN



Daily Bread Needs of PIN Population 16 MT

Average Subsidized Bread Package Weight 800g
Average Unsubsidized Bread Package Weight 1,000g

Support Status

Currently Not Receiving Support 0 (0%)
Currently Receive Support 2 (100%)

Type of Support

Rehabilitation 0%
Operational Support 20%
Flour 40%
Yeast 40%

Source of Support

NGO 0
LC 0
AFAD 0
1 0 0
2 0 0
2 0 0

Source and Price of Flour

88% Imported Flour 430-430 \$/MT
13% Local Flour 410-430 \$/MT

SOURCES

Trader 20%
Mill 0%
LC 0%
NGO 80%
Other 0%
20%
0%
0%
80%
0%

Availability

Always Available Fairly Available Not Available

Yeast



Bread



Fuel



Flour



MILLS

N/A

Mills Status

Functionality

Full N/A (0%)
Partial N/A (0%)

Reasons for Limited Functionality

N/A
N/A

Ownership

Public N/A (0%)
Private N/A (0%)
Mix N/A (0%)

Reasons for Non-Operation

N/A
N/A
N/A



MILLS SOURCE OF WHEAT N/A

Milling Capacity

Maximum Capacity N/A MT
Current Capacity N/A MT

Production Functionality N/A%

Market Actors Supplied by Mills

Bakeries Supplied N/A
Traders Supplied N/A



SILOS

N/A

Silos Status

Non-Operational N/A
Operational N/A 0%

Functionality

Full N/A (0%)
Partial N/A (0%)

Ownership

Public N/A (0%)
Private N/A (0%)

Reasons for Non-Operation

N/A



SILOS SOURCE OF WHEAT N/A

Needed Support for Silos

Building Rehabilitation N/A
Machine Rehabilitation N/A
Estimated Cost of Machines and Rehabilitation \$ N/A

Silos Capacity

Silos Maximum Storage Capacity N/A MT

Mapping of Wheat-to-Bread Processing Facilities

Idleb February 2023



WHOLE OF SYRIA (WoS)
FOOD SECURITY SECTOR
Strengthening Humanitarian Response



DISTRICT: Harim
SUB-DISTRICT: Salqin



BAKERIES

8

Bakery Status



Reasons for Non-Operation

High Operational Cost
No Financial Liquidity
No Access to Support

Functionality

● Full 0 (0%)
● Partial 7 (100%)

Ownership

● Public 1 (12%)
● Private 7 (88%)
● Mix 0 (0%)

Bread Production

Daily Production (MT)

Subsidized Bread 22
Unsubsidized Bread 13
Tourist Bread 0
Free Bread (NGO) 0
Others 0

Price (TL) /KG

2 - 2
10 - 10
N/A - N/A

Daily Production 35 MT
Full Daily Capacity 81 MT

Current Productivity

43%

Daily Bread Needs of Total Population 70 MT

Subsidized Bread Availability to PIN

53%

Daily Bread Needs of PIN Population 42 MT

Average Subsidized Bread Package Weight 800g

Average Unsubsidized Bread Package Weight 500g

Support Status

Currently Not Receiving Support 4 (50%)

Currently Receive Support 4 (50%)

Type of Support

Rehabilitation 0%
Operational Support 0%
Flour 50%
Yeast 50%

Source of Support

NGO LC AFAD
0 0 0
0 0 0
4 0 0
4 0 0

Source and Price of Flour

87% Imported Flour 420-430 \$/MT
13% Local Flour 405-440 \$/MT

SOURCES

Trader 96%
Mill 0%
LC 0%
NGO 4%
Other 0%

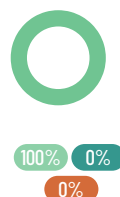
Yeast



Bread



Fuel



Flour



MILLS

N/A

Mills Status

● Non-Operational N/A 0%
● Operational N/A

Reasons for Non-Operation

N/A
N/A
N/A

Functionality

● Full N/A (0%)
● Partial N/A (0%)

Reasons for Limited Functionality

N/A

Ownership

● Public N/A (0%)
● Private N/A (0%)
● Mix N/A (0%)

N/A

N/A



MILLS SOURCE OF WHEAT N/A

Milling Capacity

Maximum Capacity N/A MT
Current Capacity N/A MT

Production Functionality N/A%

Market Actors Supplied by Mills

Bakeries Supplied N/A
Traders Supplied N/A



SILOS

N/A

Silos Status

● Non-Operational N/A 0%
● Operational N/A

Functionality

● Full N/A (0%)
● Partial N/A (0%)

Ownership

● Public N/A (0%)
● Private N/A (0%)

Reasons for Non-Operation N/A



SILOS SOURCE OF WHEAT N/A

Needed Support for Silos

Building Rehabilitation N/A
Machine Rehabilitation N/A
Estimated Cost of Machines and Rehabilitation \$ N/A

Silos Capacity

Silos Maximum Storage Capacity N/A MT

Mapping of Wheat-to-Bread Processing Facilities

Idleb February 2023



WHOLE OF SYRIA (WoS)
FOOD SECURITY SECTOR
Strengthening Humanitarian Response



DISTRICT: Idleb
SUB-DISTRICT: Sarmin



TOTAL POPULATION 17,786
PIN 11,267



BAKERIES

2

Bakery Status



Reasons for Non-Operation

High Operational Cost
No Access to Support
Need for Machine Rehabilitation

Functionality

Full 0 (N/A%)
Partial 0 (N/A%)

Ownership

Public 1 (50%)
Private 1 (50%)
Mix 0 (0%)

Bread Production

Daily Production (MT)

Subsidized Bread 0
Unsubsidized Bread 0
Tourist Bread 0
Free Bread (NGO) 0
Others 0

Price (TL) /KG

N/A - N/A
N/A - N/A
N/A - N/A

Daily Production 0 MT
Full Daily Capacity 0 MT

Current Productivity



N/A%

Daily Bread Needs of Total Population 6 MT

Subsidized Bread Availability to PIN



0%

Daily Bread Needs of PIN Population 4 MT

Average Subsidized Bread Package Weight N/Ag

Average Unsubsidized Bread Package Weight N/Ag

Availability

Always Available Fairly Available Not Available

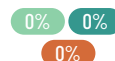
Yeast



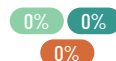
Bread



Fuel



Flour



Support Status

Currently Not Receiving Support 2 (100%)

Currently Receive Support 0 (0%)

Type of Support

Rehabilitation 0%
Operational Support 0%
Flour 0%
Yeast 0%

Source of Support

NGO LC AFAD
0 0 0
0 0 0
0 0 0
0 0 0

Source and Price of Flour

N/A% Imported Flour N/A - N/A \$/MT

N/A% Local Flour N/A - N/A\$/MT

SOURCES

Trader 0%
Mill 0%
LC 0%
NGO 0%
Other 0%



MILLS

1

Mills Status



Reasons for Non-Operation

Need for Machine Rehabilitation
N/A
N/A

Functionality

Full 0 (0%)
Partial 0 (0%)

Reasons for Limited Functionality

N/A

Ownership

Public 1 (100%)
Private 0 (0%)
Mix 0 (0%)

N/A

N/A



MILLS SOURCE OF WHEAT N/A

Milling Capacity

Maximum Capacity 0 MT
Current Capacity 0 MT

Production Functionality N/A%

Market Actors Supplied by Mills

Bakeries Supplied 0
Traders Supplied 0



SILOS

N/A

Silos Status

Non-Operational N/A
Operational N/A 0%

Functionality

Full N/A (0%)
Partial N/A (0%)

Ownership

Public N/A (0%)
Private N/A (0%)

Reasons for Non-Operation N/A



SILOS SOURCE OF WHEAT N/A

Needed Support for Silos

Building Rehabilitation N/A
Machine Rehabilitation N/A
Estimated Cost of Machines and Rehabilitation \$ N/A

Silos Capacity

Silos Maximum Storage Capacity N/A MT

Mapping of Wheat-to-Bread Processing Facilities

Idleb February 2023



WHOLE OF SYRIA (WoS)
FOOD SECURITY SECTOR
Strengthening Humanitarian Response



DISTRICT: Idleb
SUB-DISTRICT: Teftnaz



TOTAL POPULATION 24,210
PIN 14,831



BAKERIES

1

Bakery Status

Non-Operational 0
Operational 1



Reasons for Non-Operation

N/A

N/A

N/A

Functionality

Full 0 (0%)
Partial 1 (100%)

Ownership

Public 1 (100%)
Private 0 (0%)
Mix 0 (0%)

Bread Production

Daily Production (MT)

Subsidized Bread 3
Unsubsidized Bread 1
Tourist Bread 0
Free Bread (NGO) 1
Others 0

Price (TL) /KG

4 - 4
10 - 10
N/A - N/A

Daily Production 6 MT
Full Daily Capacity 10 MT

Current Productivity



Daily Bread Needs of Total Population 8 MT

Subsidized Bread Availability to PIN



Daily Bread Needs of PIN Population 5 MT

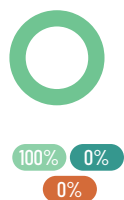
Average Subsidized Bread Package Weight 500g

Average Unsubsidized Bread Package Weight 500g

Availability

Always Available Fairly Available Not Available

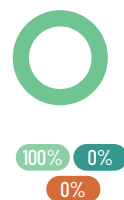
Yeast



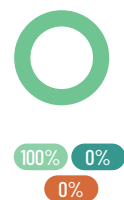
Bread



Fuel



Flour



Support Status

Currently Not Receiving Support 0 (0%)

Currently Receive Support 1 (100%)

Type of Support

Rehabilitation 0%
Operational Support 0%
Flour 100%
Yeast 0%

Source of Support

NGO LC AFAD
0 0 0
0 0 0
1 0 0
0 0 0

Source and Price of Flour

80% Imported Flour 440-440 \$/MT
20% Local Flour 430-430 \$/MT

SOURCES

Trader 0%
Mill 0%
LC 0%
NGO 0%
Other 100%



MILLS

N/A



MILLS SOURCE OF WHEAT N/A



SILOS

N/A



SILOS SOURCE OF WHEAT N/A

Mills Status

Non-Operational N/A 0%
Operational N/A

Reasons for Non-Operation

N/A
N/A
N/A

Functionality

Full N/A (0%)
Partial N/A (0%)

Reasons for Limited Functionality

N/A

N/A

Ownership

Public N/A (0%)
Private N/A (0%)
Mix N/A (0%)



MILLS SOURCE OF WHEAT N/A

Milling Capacity

Maximum Capacity N/A MT
Current Capacity N/A MT

Production Functionality N/A%

Market Actors Supplied by Mills

Bakeries Supplied N/A
Traders Supplied N/A

Silos Status

Non-Operational N/A 0%
Operational N/A

Functionality

Full N/A (0%)
Partial N/A (0%)

Ownership

Public N/A (0%)
Private N/A (0%)

Reasons for Non-Operation N/A

Needed Support for Silos

Building Rehabilitation N/A
Machine Rehabilitation N/A
Estimated Cost of Machines and Rehabilitation \$ N/A

Silos Capacity

Silos Maximum Storage Capacity N/A MT