

PEOPLE TARGETED – 2021 HRP



4.3 Million People in Need
(Projected Period: June – September 2021 - Population in Phase 3-5)

3 North-East States

FUNDING REQUIRED – 2021 HRP

354*

MILLION

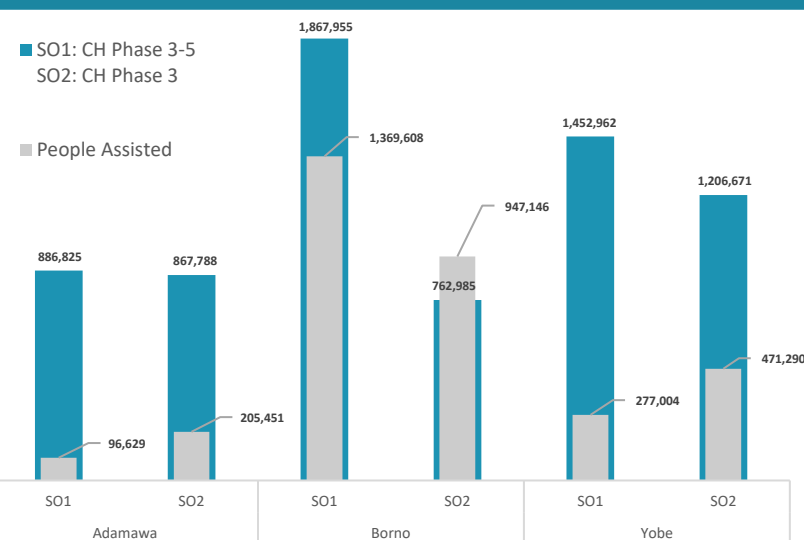


\$XXXM
Unmet

\$XXM
Resourced

Data Source: OCHA Financial Tracking System (FTS) (as of 30th December 2021)

INTERVENTION BY STATE – SO1 & SO2



SAFE ACCESS TO FUEL & ENERGY



supported with fuel efficient stoves, use/production of alternative energy, production of fuel-efficient stoves, and SAFE & protection awareness raising outreach



FOOD SECURITY OBJECTIVE 1: Food Assistance

SO1 - Improve the most vulnerable crisis-affected people's access to timely and appropriate food assistance to meet their immediate food needs



3.5M targeted

Population in Phase 3-5
(March 2021 Cadre Harmonisé for Projected Period: June – September 2021)

49%

51% (Gap)

**Target Reached (calculated on a monthly basis)



1.7 M assisted

Number of people assisted in December 2021 under SO1 (In-Kind and Cash/Voucher)



892,407 people assisted with In-Kind



850,834 people assisted with Cash/Voucher



Number of Partners who reported **Food Assistance** interventions in December 2021 including implementing partners

FOOD SECURITY OBJECTIVE 2: Agriculture and Livelihoods

SO2 - Strengthen resilience of crisis-affected people by re-establishing, improving and diversifying key agriculture livelihoods



3.0M targeted

Population in Phase 3
(March 2021 Cadre Harmonisé for Projected Period: June – September 2021)

53%

47% (Gap)

**Target Reached (calculated on a yearly basis)



1.6 M assisted

Number of people assisted in December 2021 under SO2 (In-Kind and Cash/Voucher)



1,248,126 people assisted with In-Kind

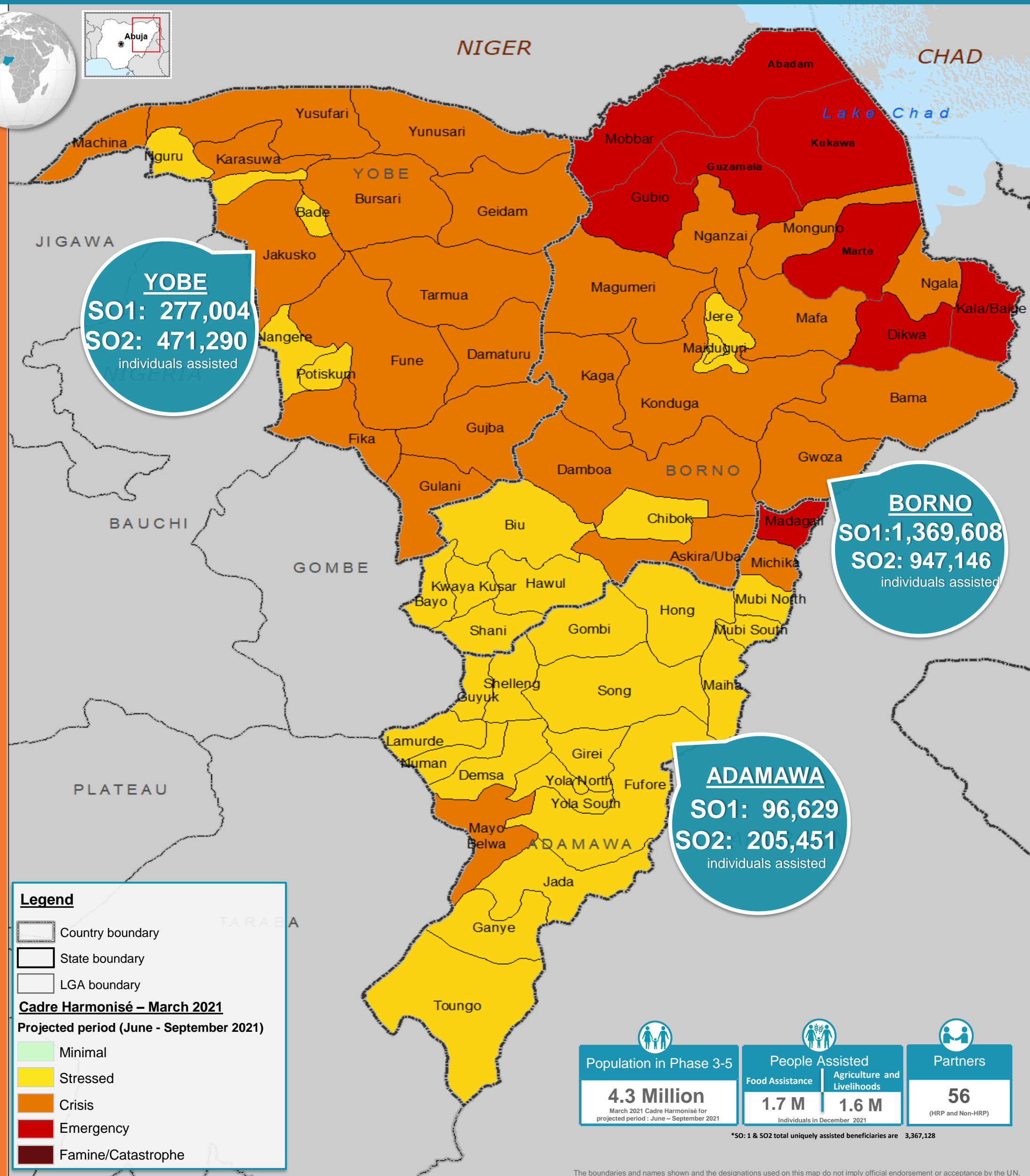
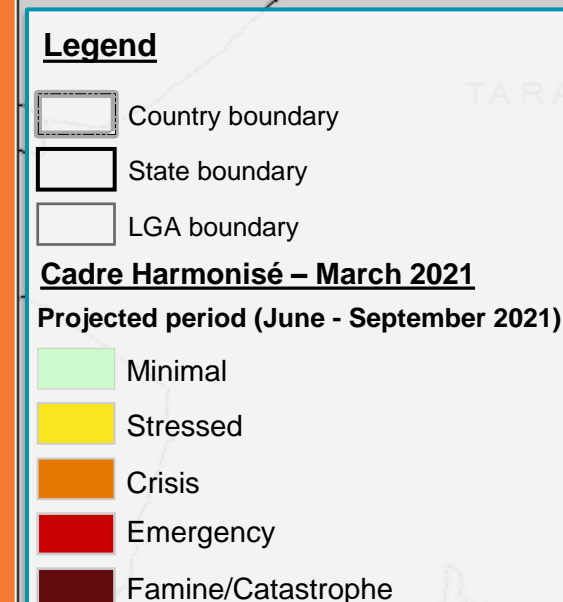


375,761 people assisted with Cash/Voucher



Number of Partners who reported **Agriculture and Livelihoods** interventions in December 2021 including implementing partners

MARCH 2021 CADRE HARMONISÉ ANALYSIS-PROJECTED PERIOD (June – September 2021)



Population in Phase 3-5	People Assisted	Partners
4.3 Million March 2021 Cadre Harmonisé for projected period: June – September 2021	1.7 M Food Assistance Individuals in December 2021	56 (HRP and Non-HRP)

*SO1 & SO2 total uniquely assisted beneficiaries are 3,367,128

The boundaries and names shown and the designations used on this map do not imply official endorsement or acceptance by the UN.

Sector's online dashboard:

<http://fsccluster.org/nigeria>
[Nigeria, North East Food Security Sector Dashboard](#)

Disclaimer: This dashboard captures information available at the moment of production based on partners' reporting.

Production Date: 31 January 2021

Data sources: FSS 5Ws: December 2021, Cadre Harmonisé March 2021

Contact: Nigeria Food Security Sector
info.nigeria@fsccluster.org