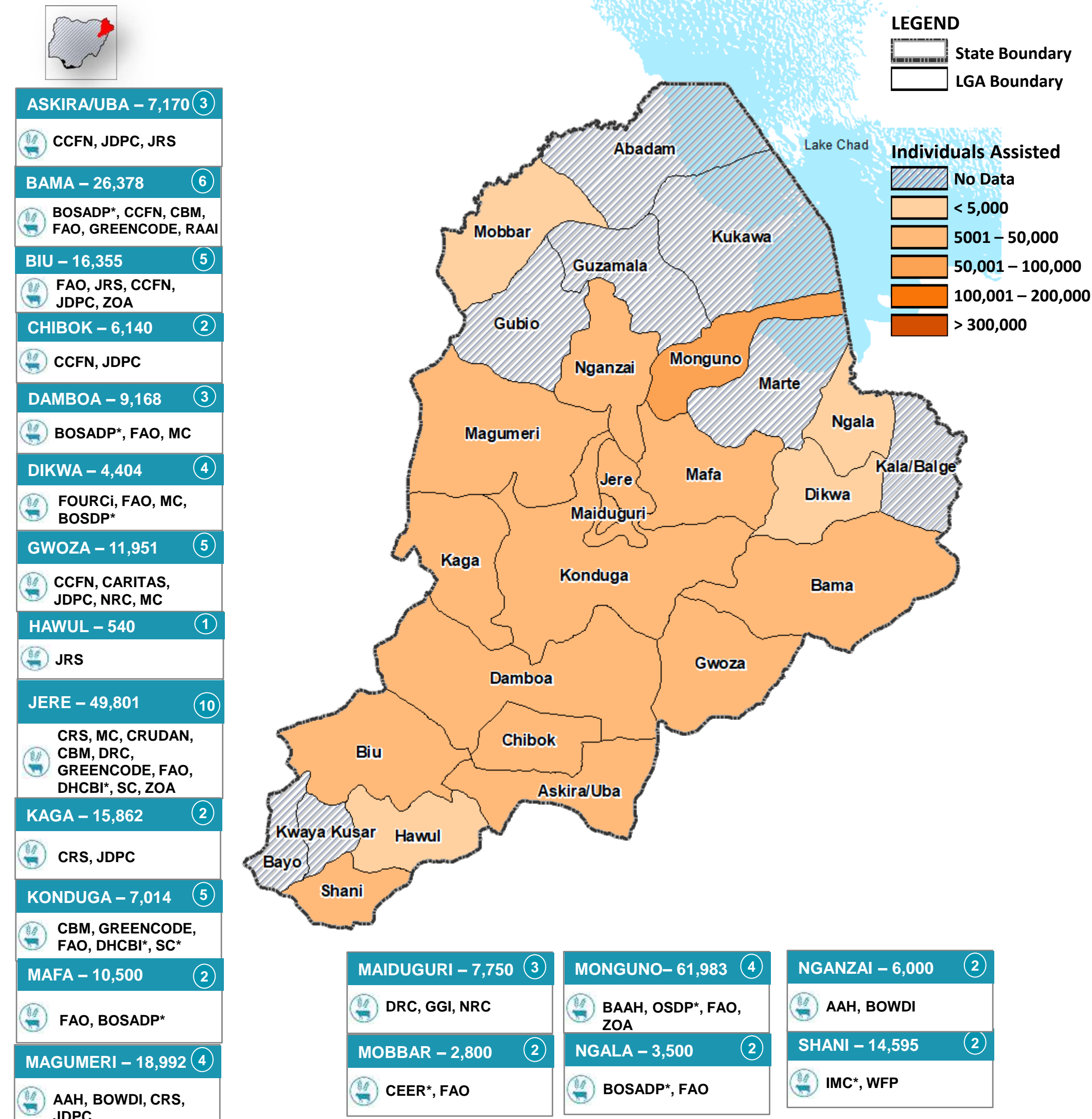
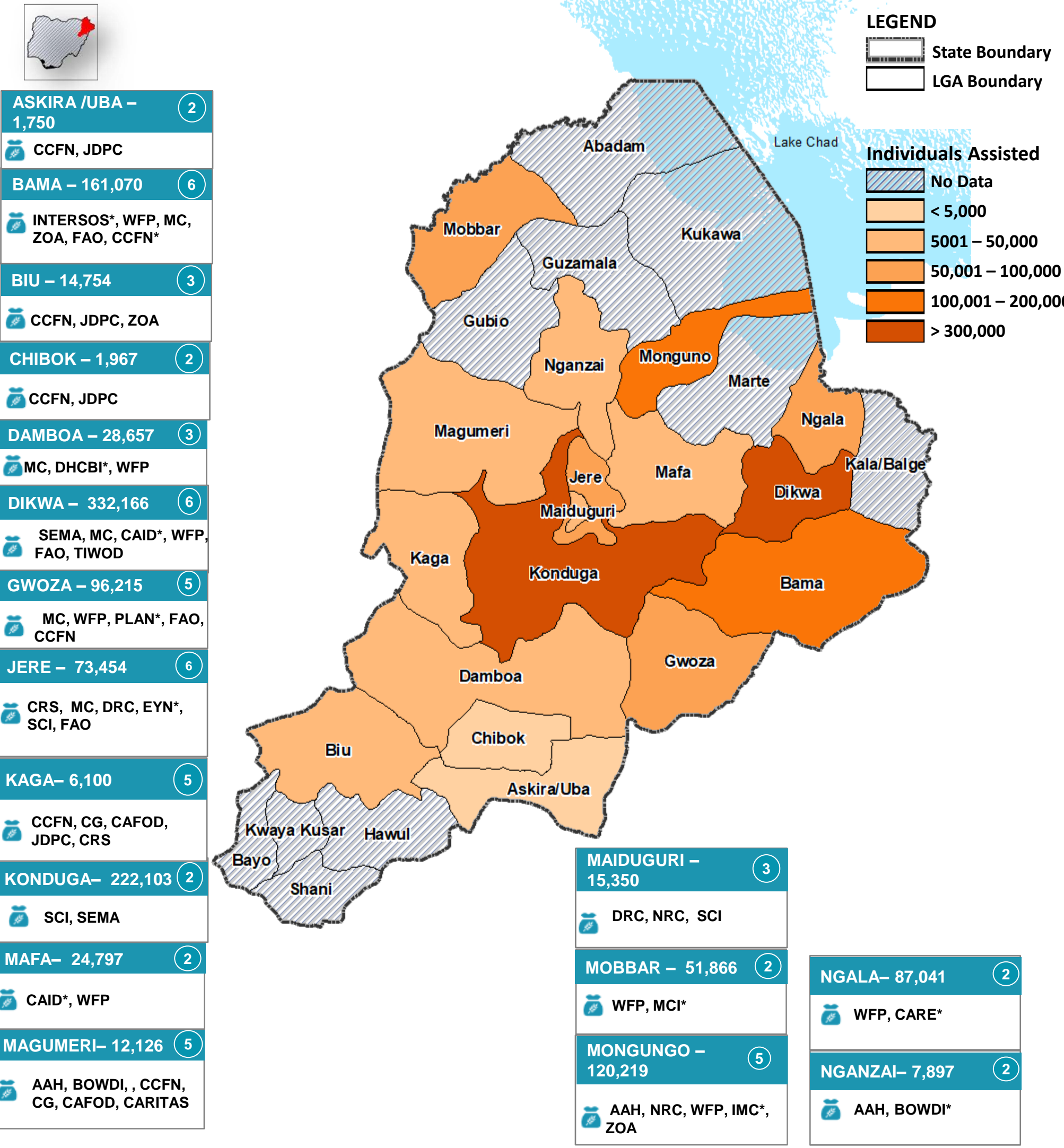


SO1 - FOOD ASSISTANCE

SO2 - EMERGENCY AGRICULTURE



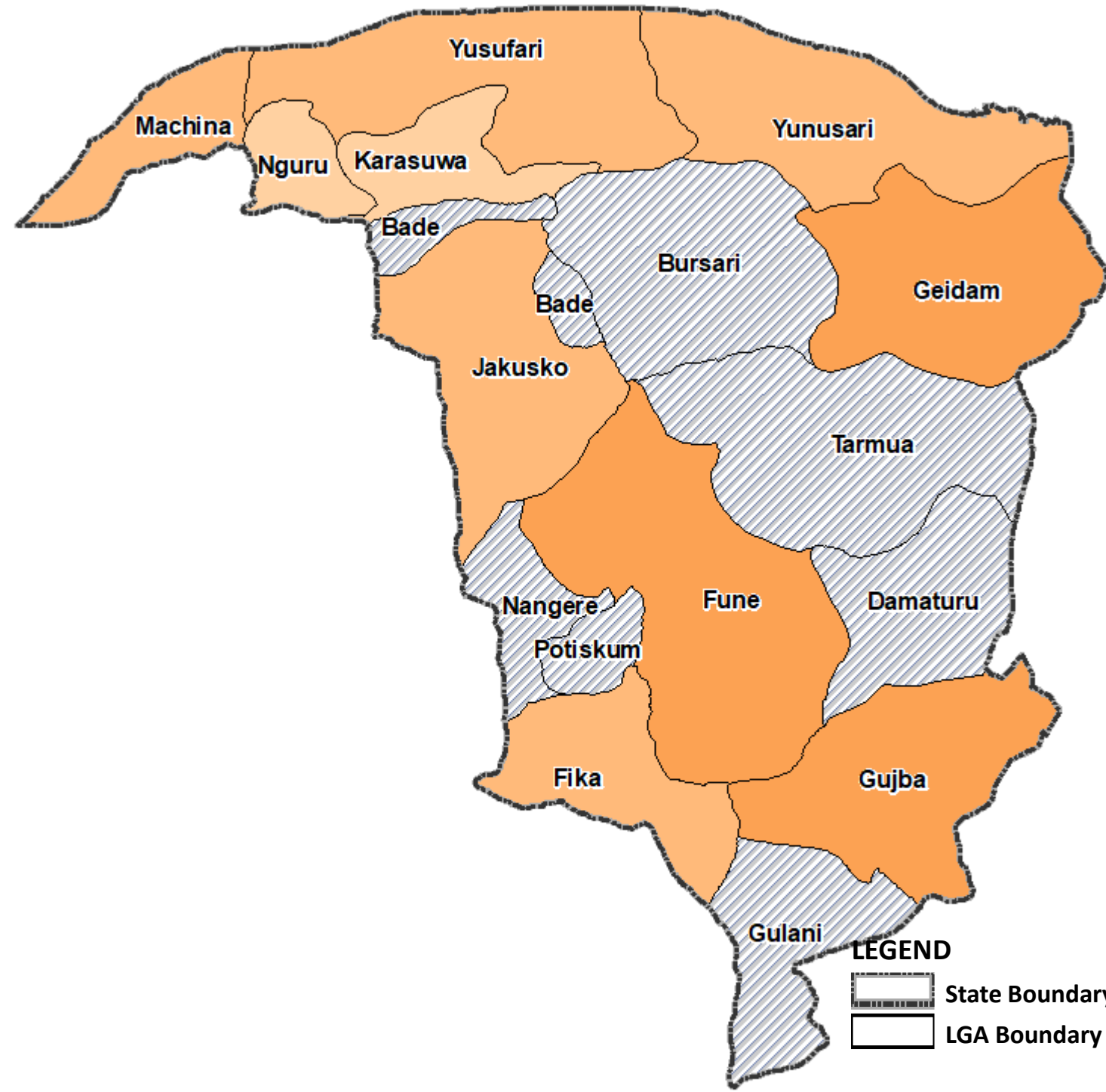
SO1 PARTNERS 24	SO2 PARTNERS 24	SO1 - ASSISTED 1.3M	TOTAL POPULATION ASSISTED IN BORNO STATE *1.5M	SO2 - CUMULATIVELY ASSISTED 281K	SO1 525K	SO2 141k	MODALITY
In-Kind	Cash/Vouchers				734K	140K	

SO1 - FOOD ASSISTANCE

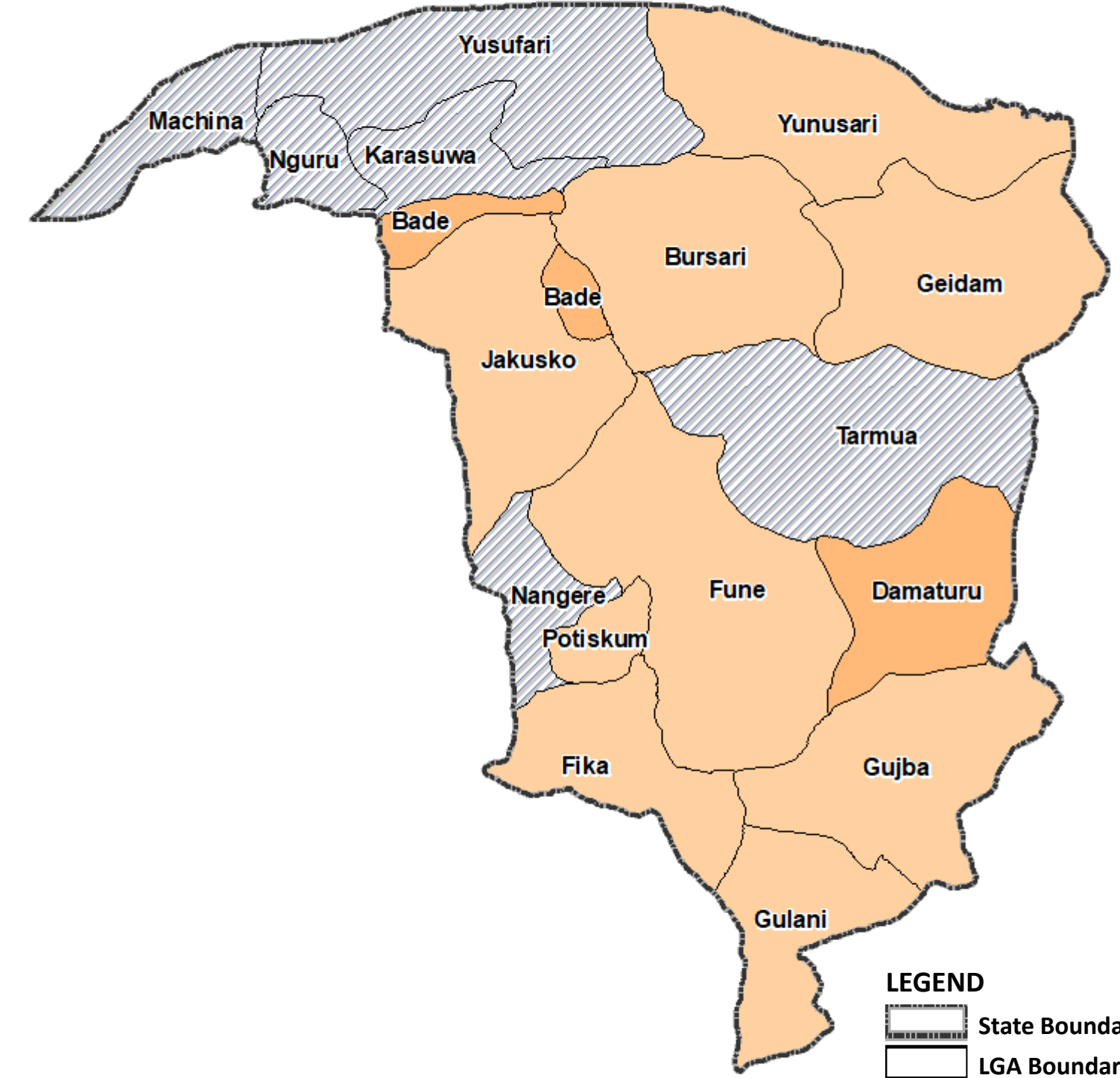
SO2 - EMERGENCY AGRICULTURE



FIKA – 10,407 (1)
AAH
FUNE – 56,670 (2)
WFP, COOPI*
GEIDAM – 61,595 (2)
WFP, COOPI*
GUJBA – 67,091 (2)
WFP, CCDRN
JAKUSKO – 42,833 (4)
FAO, TIWOD*, WFP, PLAN*
KARASUWA – 1,260 (2)
FAO, TIWOD
MACHINA – 8,260 (3)
AAH, FAO, SHI*
NGURU – 945 (2)
FAO, SHI
YUNUSARI – 31,778 (2)
COOPI*, WFP
YUNUFARI – 24,028 (2)
COOPI*, WFP



BADE – 32,525 (3)
FAO, WFP, CCDRN*
BURSARI – 2,450 (2)
CEER*, FAO
DAMATURU – 17,264 (1)
FAO, YoSEMA
FIKA – 2,140 (4)
CHJPD, FAO, JDPH, YOSADP*
FUNE – 4,358 (5)
CBM, TCDI, FAO, YOSADP*, JDPH
GEIDAM – 2,836 (4)
CEER*, CBM, TCDI, FAO
GUJBA – 2,480 (2)
FAO, YOSADP*
GULANI – 2,800 (2)
FAO, YOSADP*
JAKUSKO – 1,400 (2)
FAO, YOSADP*
POTISKUM – 514 (2)
CBM, TCDI
YUNUSARI – 540 (2)
CBM, TCDI



LEGEND

State Boundary

LGA Boundary

Individuals Assisted

- No Data
- < 5,000
- 5001 – 50,000
- 50,001 – 100,000
- 100,001 – 200,000
- > 300,000

SO1 PARTNERS



8

SO2 PARTNERS



10

SO1 - ASSISTED



305K

TOTAL POPULATION ASSISTED IN YOBE STATE



***374k**

SO2 - CUMULATIVELY ASSISTED



69K

In-Kind

Cash/Vouchers

SO1

60K

245K

SO2

35K

34K

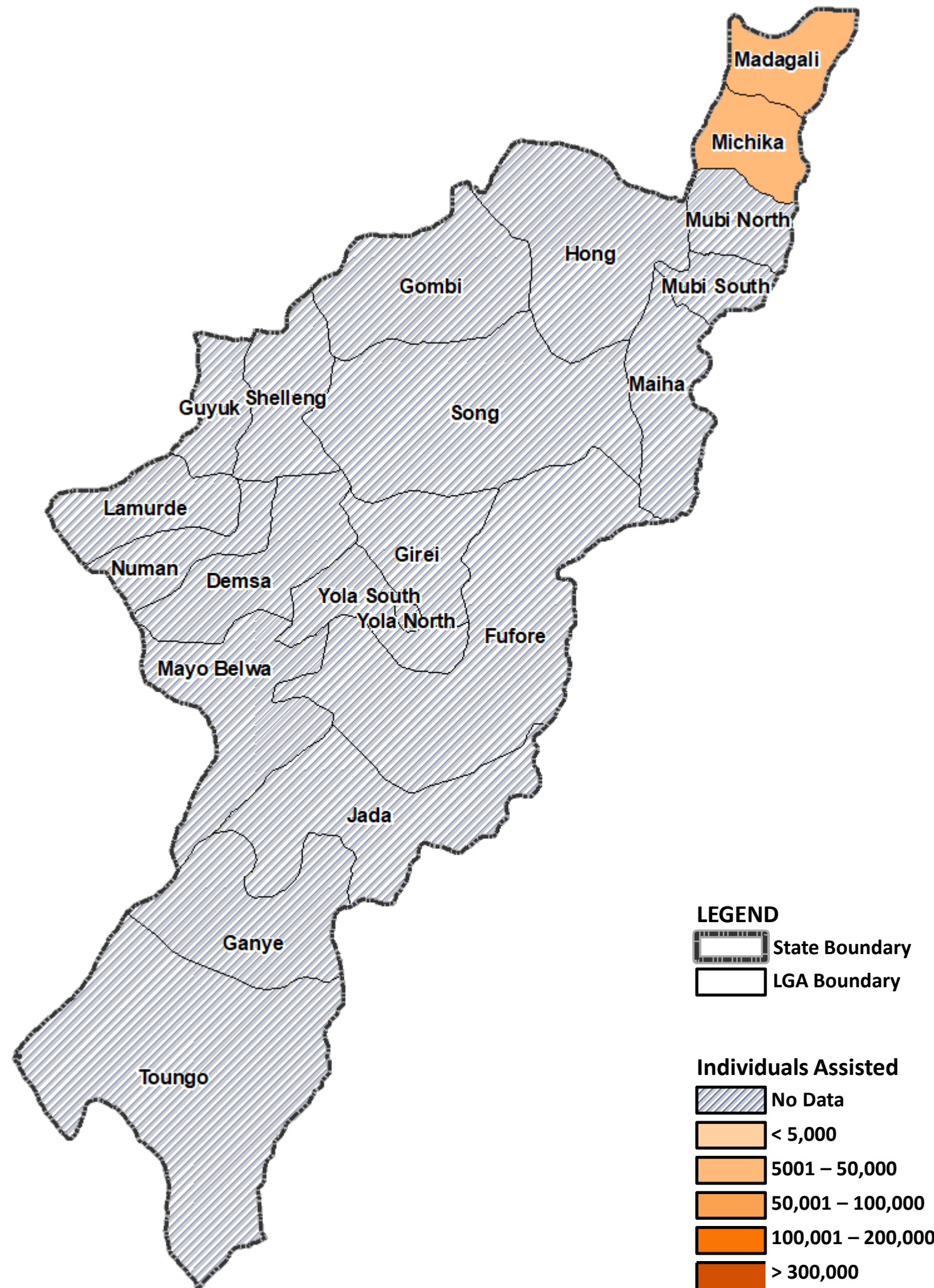
MODALITY

SO1 - FOOD ASSISTANCE

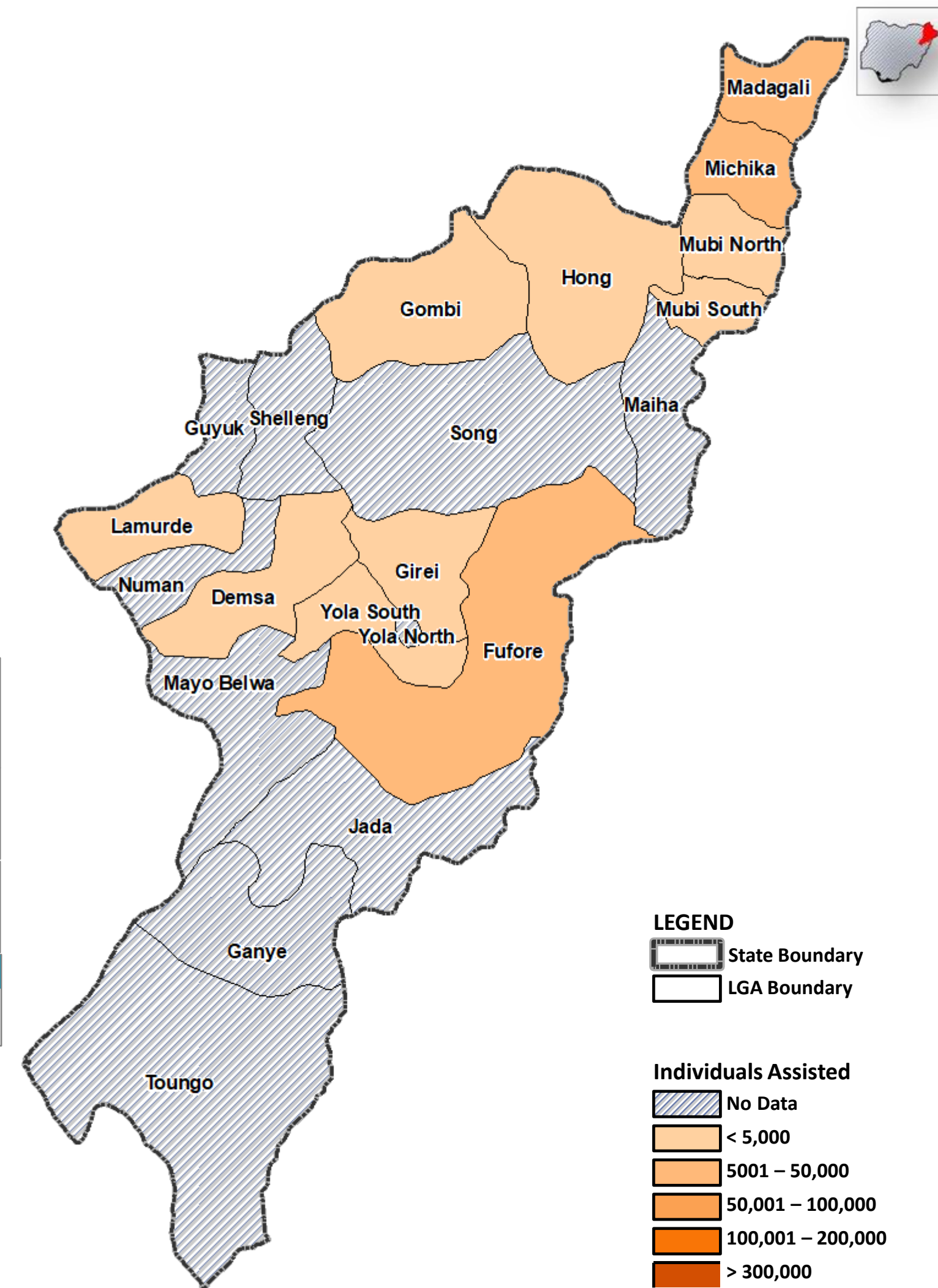
SO2 - EMERGENCY AGRICULTURE



MADAGALI – 42,415 (2)
GZDI*, WFP
MICHIKA – 30,793 (2)
GDZI*, WFP



DEMSA – 4,098 (2)	IRC, ECF
FUORE – 7,822 (3)	IRC, FAO, CSCED*
GIREI – 4,960 (3)	CEER*, FAO, JRS
GOMBI – 2,570 (3)	FAO, IOM, FOURCi
HONG – 310 (2)	IOM, FOURCi
LAMURDE – 4,040 (4)	CEER*, FAO, NRC, ECF
MADAGALI – 12,021 (8)	CCFN, JDPC, CBM, JPRM, CEER*, FAO, CEER*, ECF
MICHIKA – 7,980 (8)	CRS, CBM, CCDRN*, CCFN, JDPC, JPRM, JRS, FAO
MUBI NORTH – 2,242 (5)	CCFN, CBM, JPRM, JRS, NRC
MUBI SOUTH – 1,100 (4)	CCFN, JDPC, CBM, JPRM
YOLA SOUTH – 1,360 (2)	FAO, IOM



SO1 PARTNERS



2

SO2 PARTNERS



14

SO1 - ASSISTED



73 K

TOTAL POPULATION ASSISTED IN ADAMAWA STATE



***122K**

SO2 - CUMULATIVELY ASSISTED



49K

In-Kind



SO1

73K

SO2

45K

Cash/Vouchers



-

4K

MODALITY

The boundaries and names shown and the designations used on this map do not imply official endorsement or acceptance by the UN.

Disclaimer: This dashboard captures information available at the moment of production based on partners' reporting.

TOTAL*: It refers to unique individuals assisted (without double counts) as some beneficiaries were assisted under both SOs.

Organizations*: Partners who also implement activities with FAO and/or WFP.

Production date: 30 November 2023
Data sources: FSS 5Ws data for October 2023 /FSS Partners

Contact: Nigeria Food Security Sector
info.Nigeria@fscluster.org