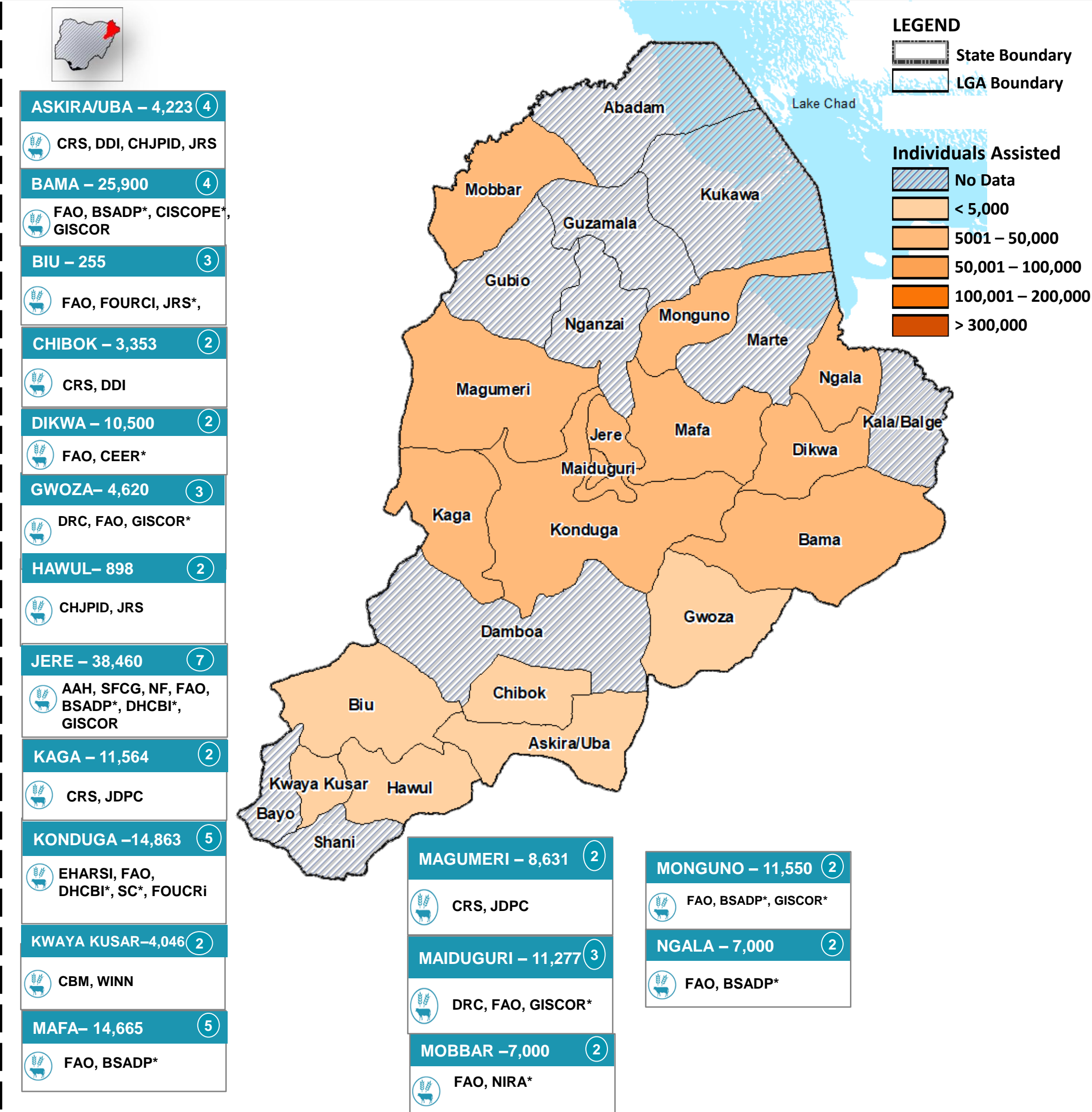
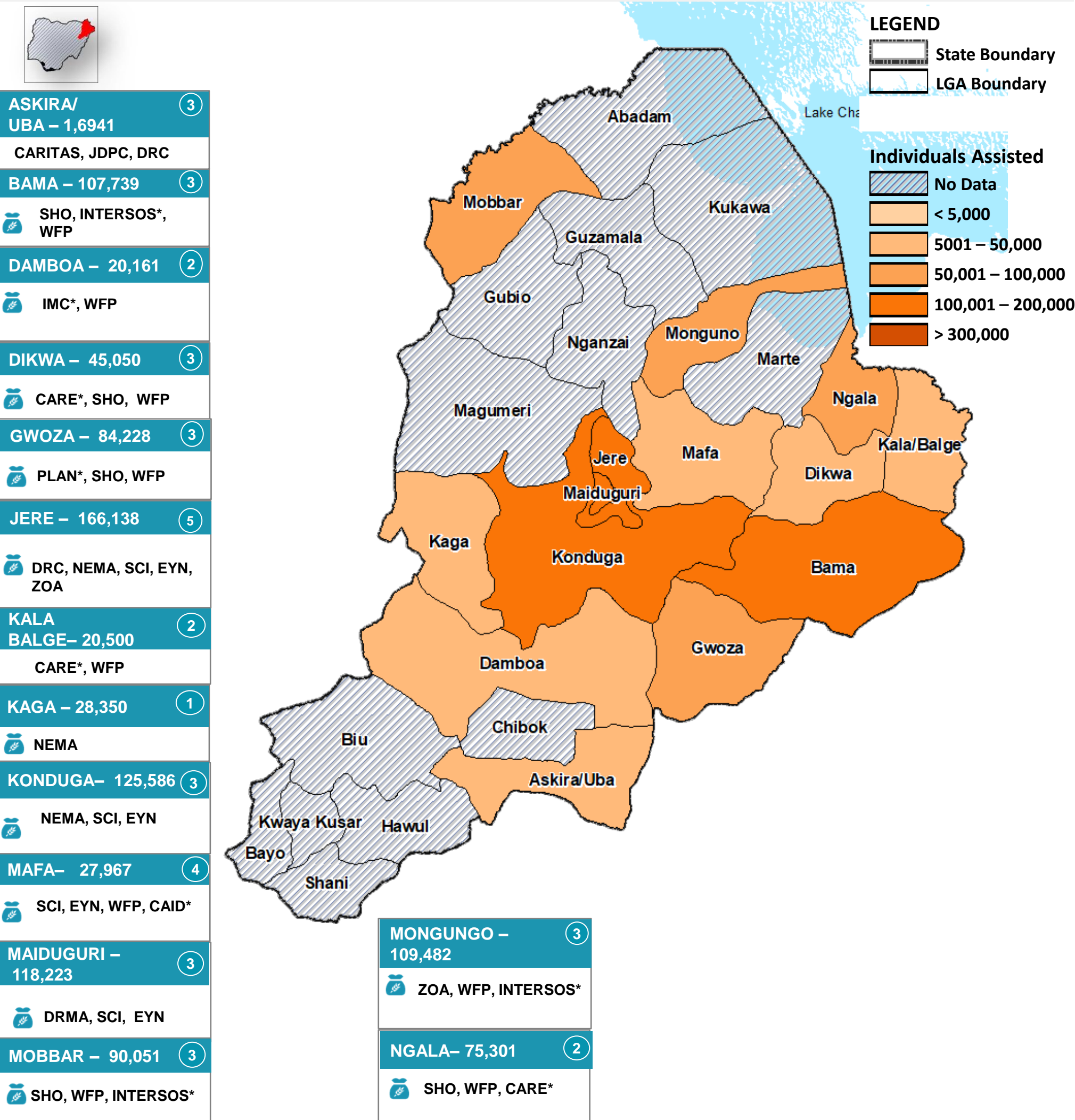


SO1 - FOOD ASSISTANCE

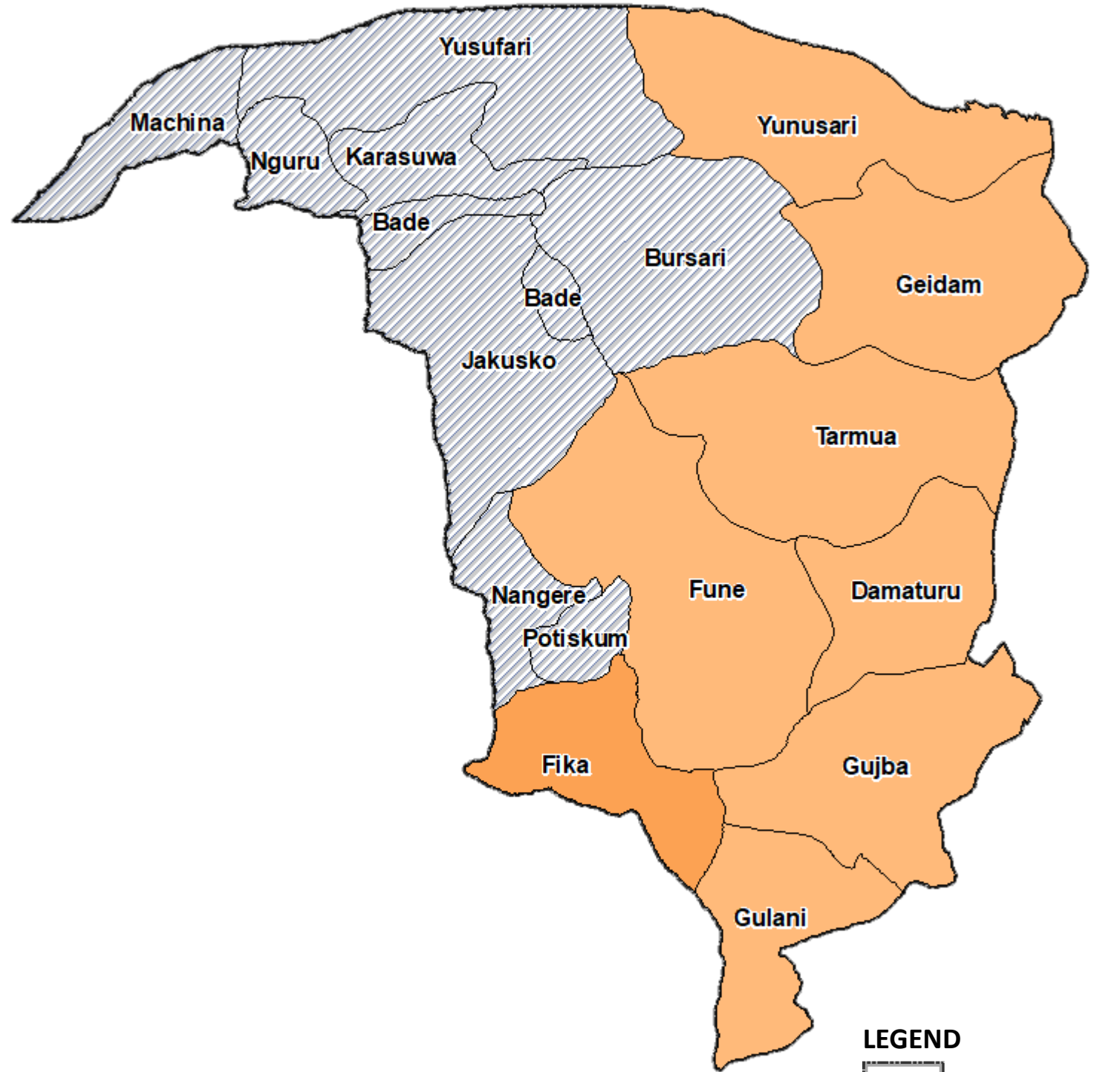
SO2 - AGRICULTURE & LIVELIHOODS



SO1 PARTNERS 14	SO2 PARTNERS 21	SO1 - ASSISTED 992K	TOTAL POPULATION ASSISTED IN BORNO STATE *1.1M	SO2 - CUMULATIVELY ASSISTED 179K	SO1 336K	SO2 156k	MODALITY
1 Partners with both SO1&2 activities					656K	23k	

SO1 - FOOD ASSISTANCE

SO2 - AGRICULTURE & LIVELIHOODS



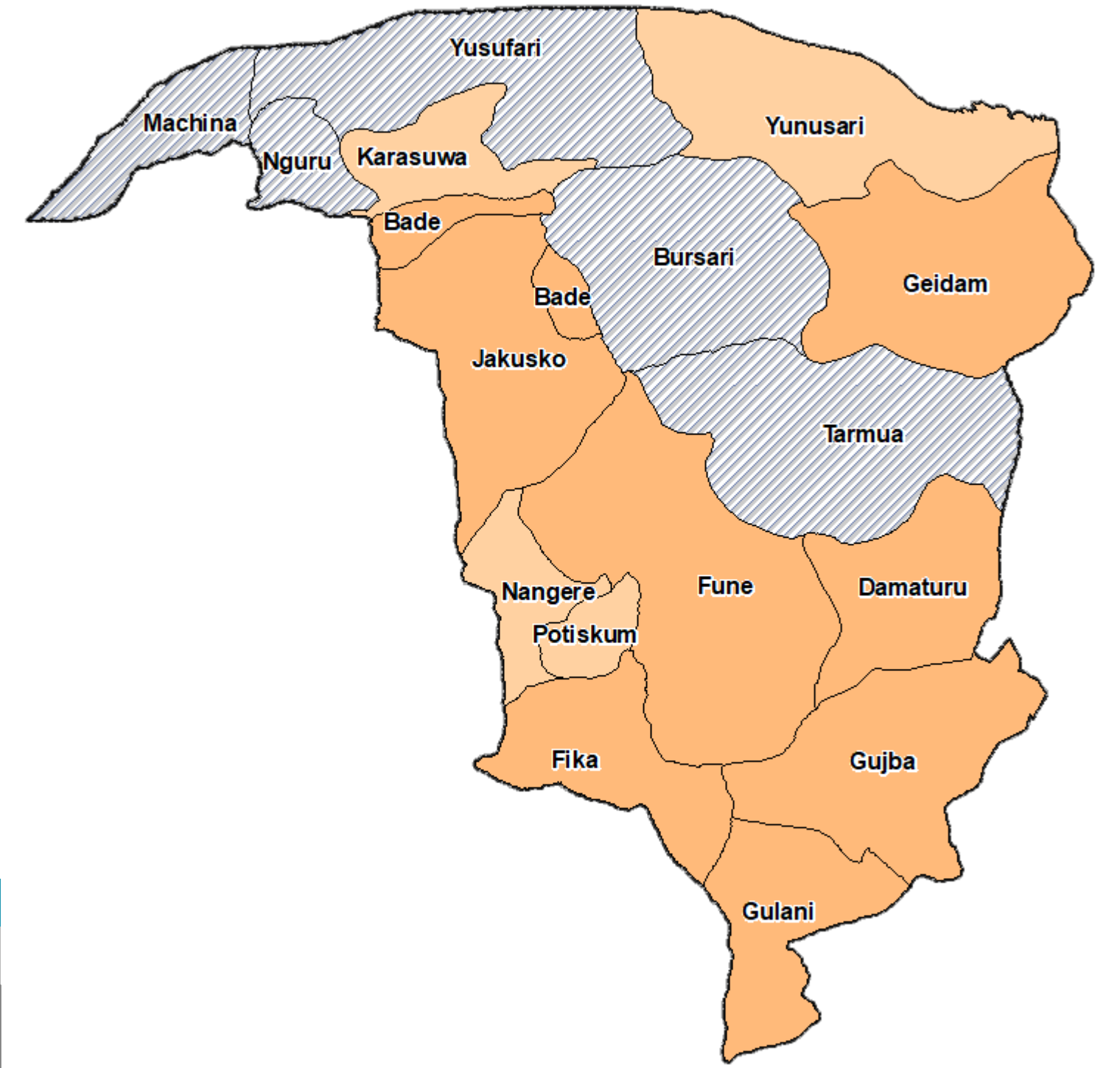
DAMATURU – 14,329 (3)
WFP, COOPI*, YOSEMA
FIKA – 64,154 (2)
CHJPID*, WFP,
FUNE – 38,984 (2)
CHJPID*, WFP
GEIDAM – 14,317 (2)
COOPI*, WFP
GUJBA – 27,923 (2)
WFP, CCDRN*
GULANI – 26,975 (2)
WFP, CCDRN*
TARMUWA – 11,152 (2)
WFP, FINDEF*
YUNUSARI – 17,928 (3)
COOPI, WFP, TCDI*

LEGEND

State Boundary
LGA Boundary

Individuals Assisted

- No Data
- < 5,000
- 5001 – 50,000
- 50,001 – 100,000
- 100,001 – 200,000
- > 300,000



BADE – 15,820 (4)
FAO, CISCOPE*, YoADP, MF
DAMATURU – 28,206 (7)
FAO, CSCED*, MF*, YoADP*, WFP, COOPI*, FINDEF*
FIKA – 13,468 (3)
CHJPID, FAO, CEER*
FUNE – 5,950 (3)
FAO, MF*, YoADP
GEIDAM – 17,965 (3)
COOPI, FAO, MF*, CEER*,
GUJBA – 5,321 (3)
CRS, DDI, DRC
GULANI – 5,024 (3)
CRS, DDI, DRC
JAKUSKO – 19,775 (3)
FAO, CCDRN*, NIRA*
KARASUWA – 4,200 (2)
FAO, NIRA*
NANGERE – 791 (1)
CHJPID
POTISKUM – 3,500 (2)
FAO, CEER*
YUNUSARI – 4,141 (3)
COOPI

LEGEND

State Boundary
LGA Boundary

Individuals Assisted

- No Data
- < 5,000
- 5001 – 50,000
- 50,001 – 100,000
- 100,001 – 200,000
- > 300,000

SO1 PARTNERS: 7

SO2 PARTNERS: 15

Partners with both SO1&2 activities: 2

TOTAL POPULATION ASSISTED IN YOBE STATE

***340k**

SO1 - ASSISTED: 216K

SO2 - CUMULATIVELY ASSISTED: 124K

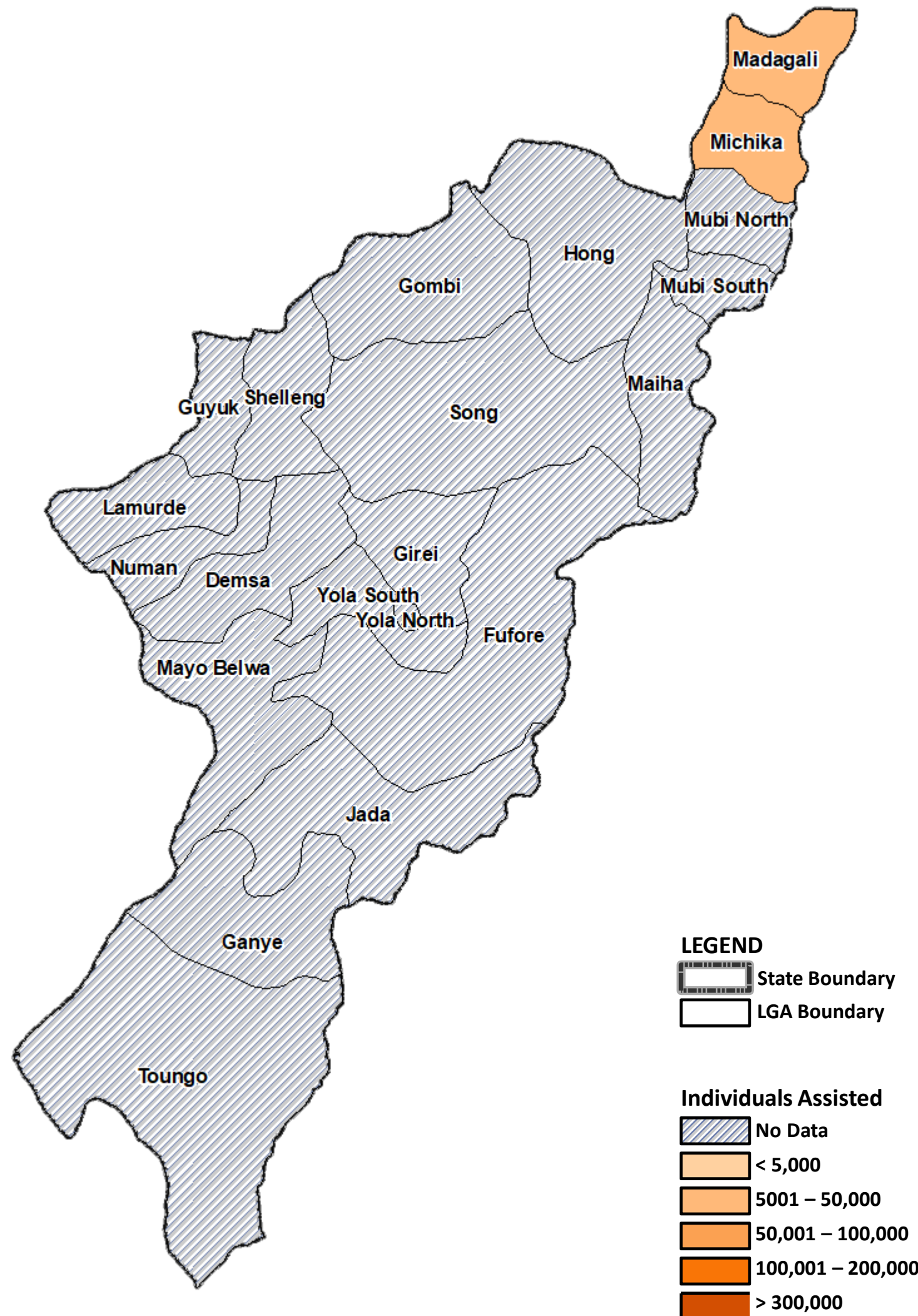
	SO1	SO2
In-Kind	156k	115K
Cash/Vouchers	60K	9k

SO1 - FOOD ASSISTANCE

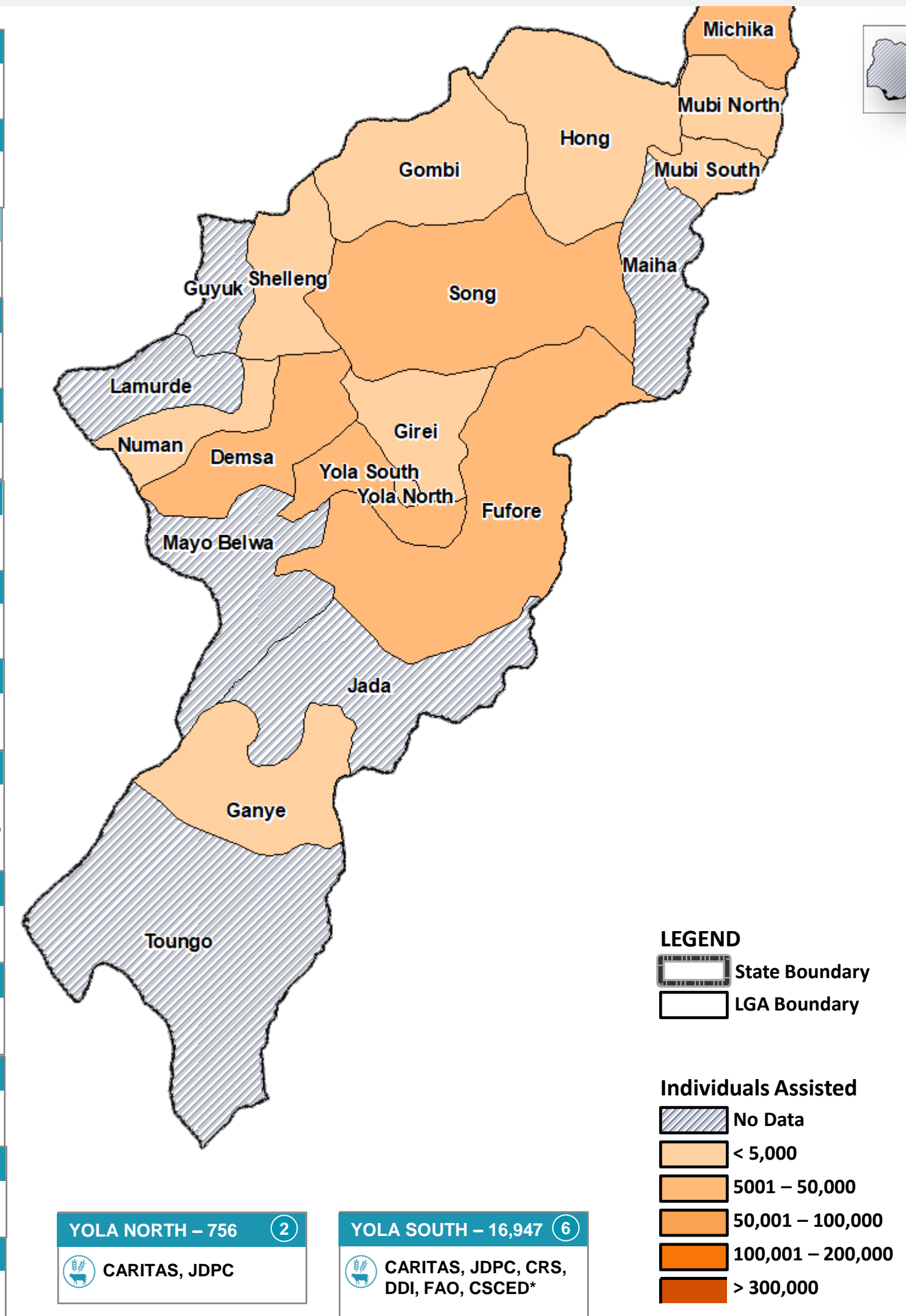
SO2 - AGRICULTURE & LIVELIHOODS



MADAGALI – 39,317 5
CRS, JDPC, DRC, GZDI*, WFP
MICHIKA – 38,626 5
CRS, JDPC, DRC, GZDI*, WFP



DEMSA – 8,050 3	FAO, CISCOPE*, CSCED*
FUORE – 8,945 3	FAO, CEER*, HARAF
GANYE – 3,540 3	CEPFoWY, FAO, CISCOPE*
GIREI – 2,046 3	CRS, DDI, JRS
GOMBI – 1,378 1	IOM
HONG – 889 1	CHJPID
MADAGALI – 13,300 5	CARITAS, JDPC, FAO, CSCED*, CISCOPE*
MAYO-BELWA – 2,800 2	FAO, CEER*
MICHIKA – 26,007 7	CRS, CBM, JDPC, DRC, CHJPID, CSCED*, JPRM, FAO, CCDRN*, JRS
MUBI NORTH – 3,577 2	CARITAS, JDPC
MUBI SOUTH – 3,472 2	CARITAS, JDPC
NUMAN – 1,400 2	FAO, CSCED*
SHELLENG – 3,213 2	CRS, DDI
SONG – 6,587 4	CRS, DDI, FAO, CEER*



SO1 PARTNERS	SO2 PARTNERS	SO1 - ASSISTED	TOTAL POPULATION ASSISTED IN ADAMAWA STATE	SO2 - CUMULATIVELY ASSISTED	SO1	SO2	MODALITY	
5	3 Partners with both SO1&2 activities	78K	*181K	103K	In-Kind	64K		101K
	17				Cash/Vouchers	14k		2K