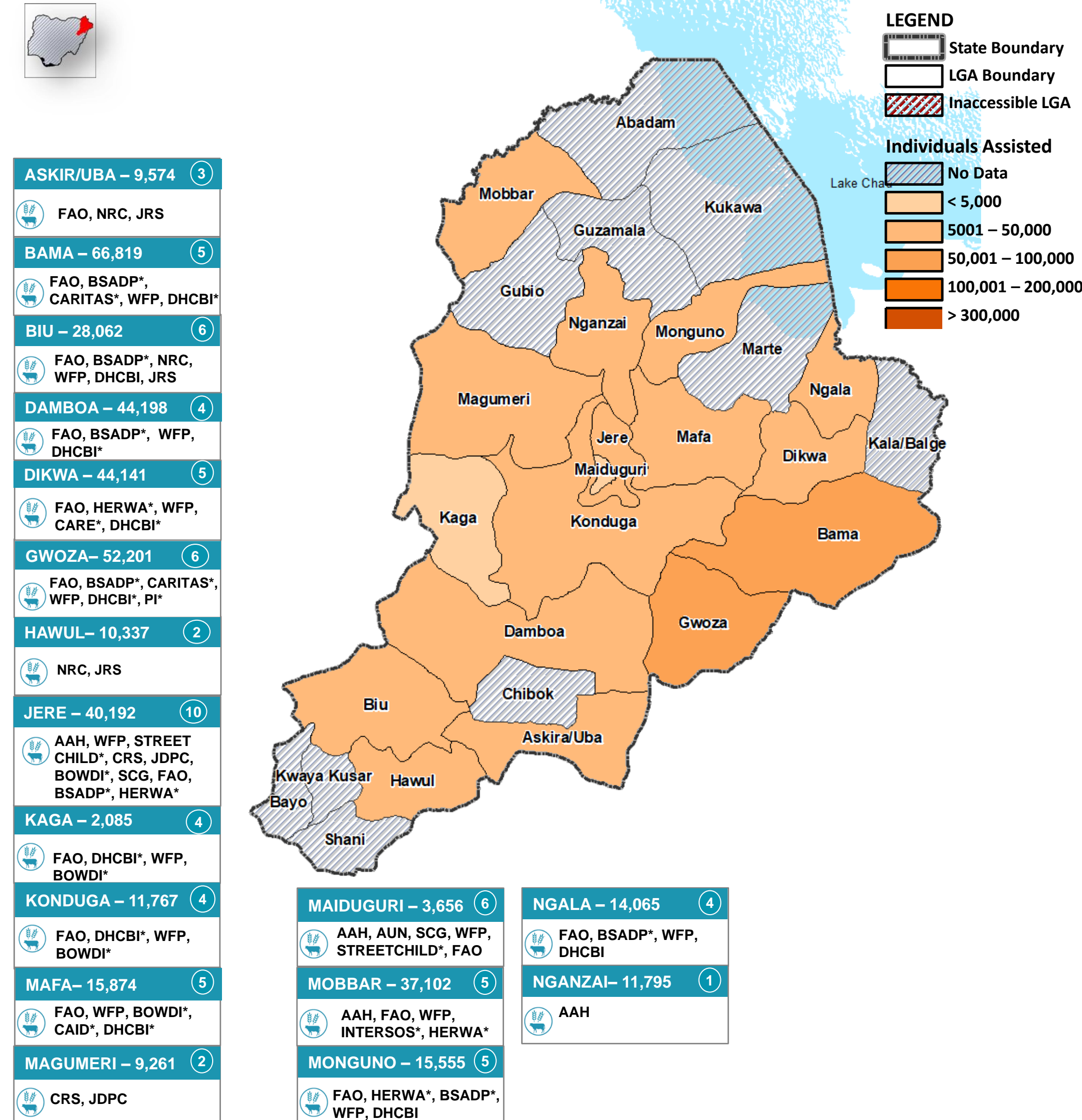
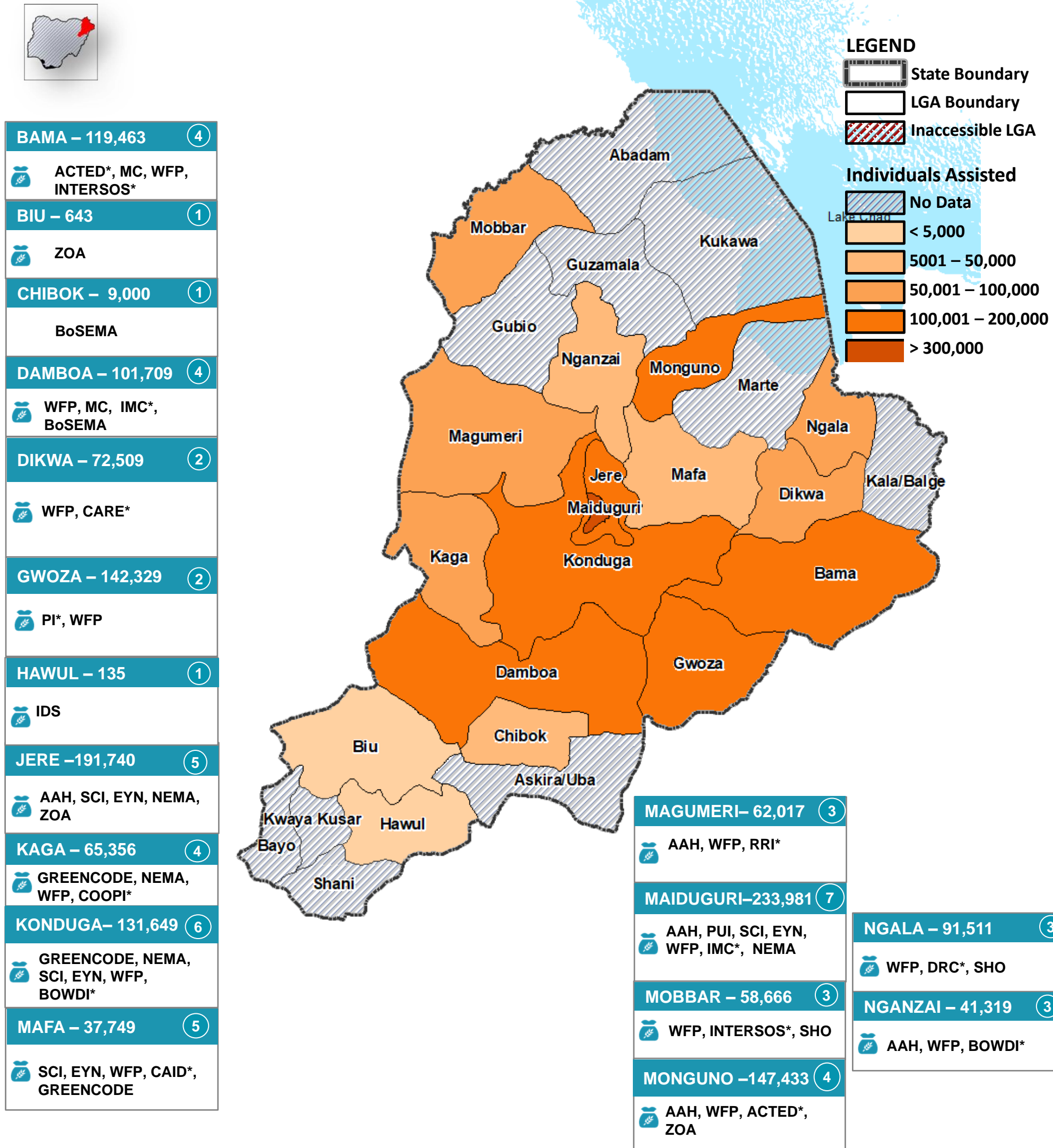


SO1 - FOOD ASSISTANCE

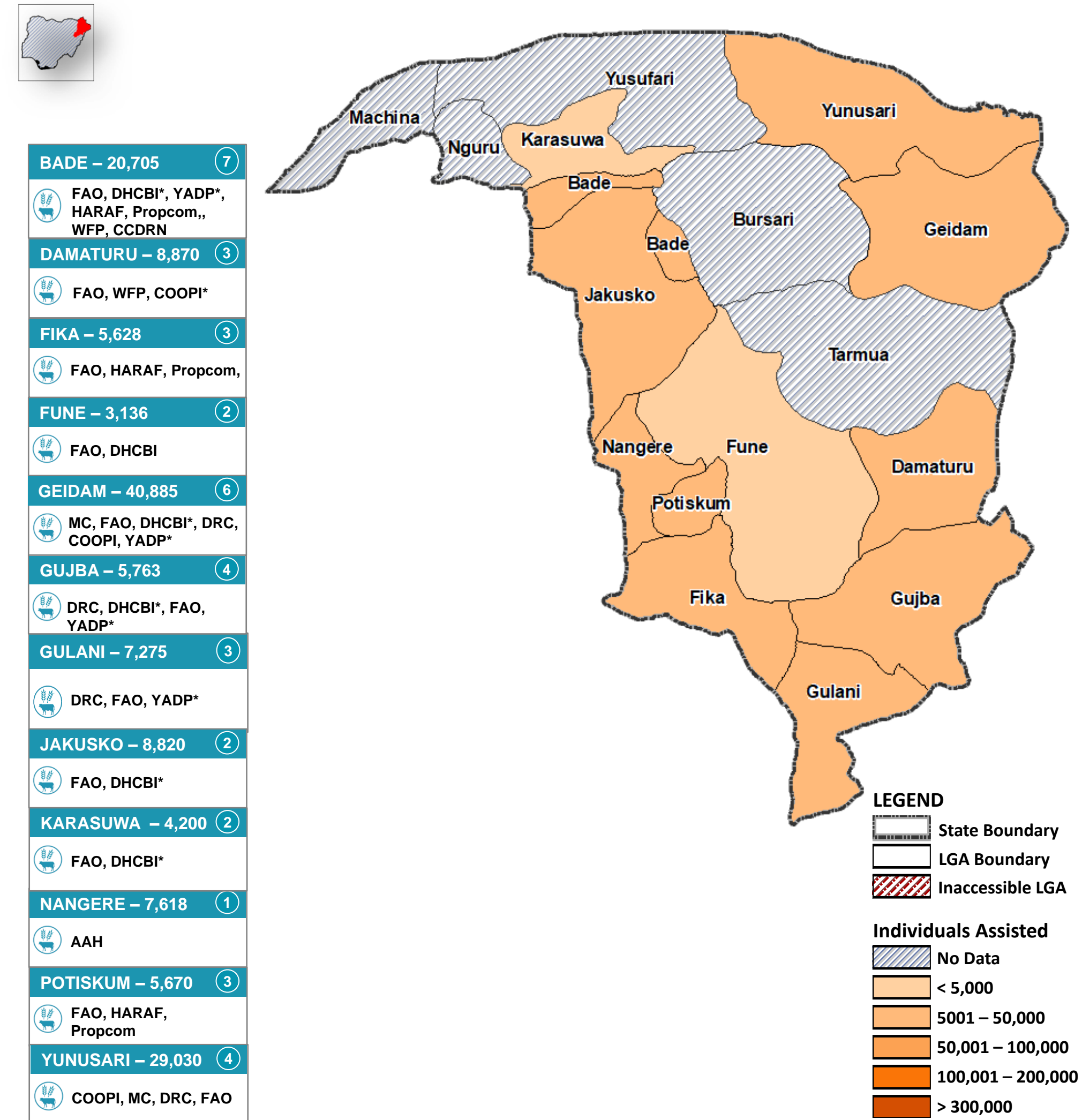
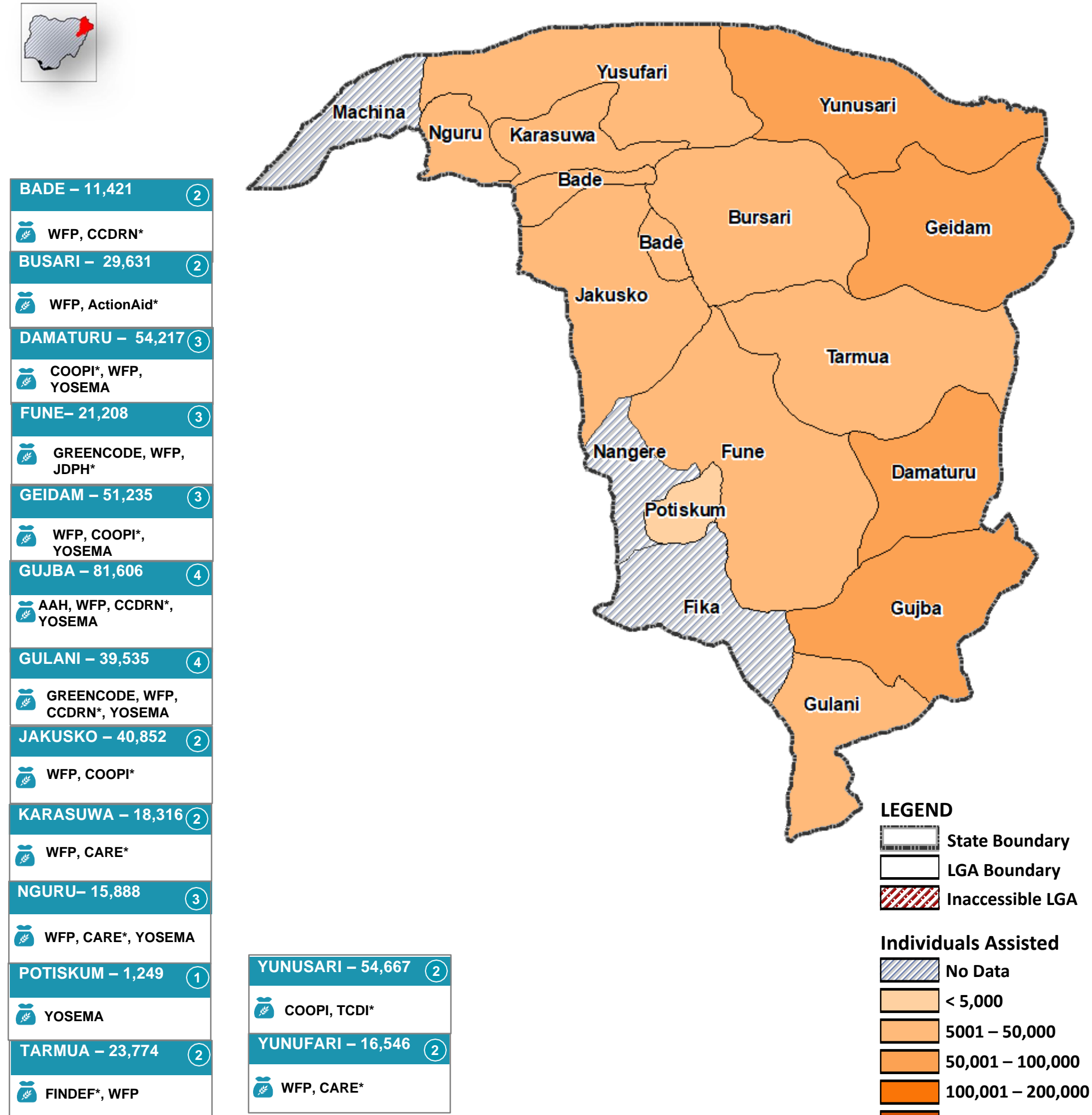
SO2 - AGRICULTURE & LIVELIHOODS



<p>SO1 PARTNERS</p> <p>22</p>	<p>SO2 PARTNERS</p> <p>19</p>	<p>SO1 - ASSISTED</p> <p>1.5M</p>	<p>TOTAL POPULATION ASSISTED IN BORNO STATE</p> <p>*1.9M</p>	<p>SO2 - CUMULATIVELY ASSISTED</p> <p>416K</p>	<table border="1"> <tr> <td>In-Kind</td> <td>741K</td> <td>257k</td> </tr> <tr> <td>Cash/Vouchers</td> <td>767K</td> <td>159k</td> </tr> </table>	In-Kind	741K	257k	Cash/Vouchers	767K	159k	<p>MODALITY</p>
In-Kind	741K	257k										
Cash/Vouchers	767K	159k										

SO1 - FOOD ASSISTANCE

SO2 - AGRICULTURE & LIVELIHOODS



SO1 PARTNERS



11

SO2 PARTNERS



11

SO1 - ASSISTED



460K

TOTAL POPULATION ASSISTED IN YOBE STATE



***607K**

SO2 - CUMULATIVELY ASSISTED



148K

In-Kind



Cash/Vouchers

SO1

299K

161K

SO2

102K

46

MODALITY

Sector's online dashboard:

https://public.tableau.com/profile/ng.food_security.sector#/vizhome/shared/S4CCXRC39

The boundaries and names shown and the designations used on this map do not imply official endorsement or acceptance by the UN.

Disclaimer: This dashboard captures information available at the moment of production based on partners' reporting.

TOTAL: It refers to unique individuals assisted (without double counts) as some beneficiaries were assisted under both SOs.

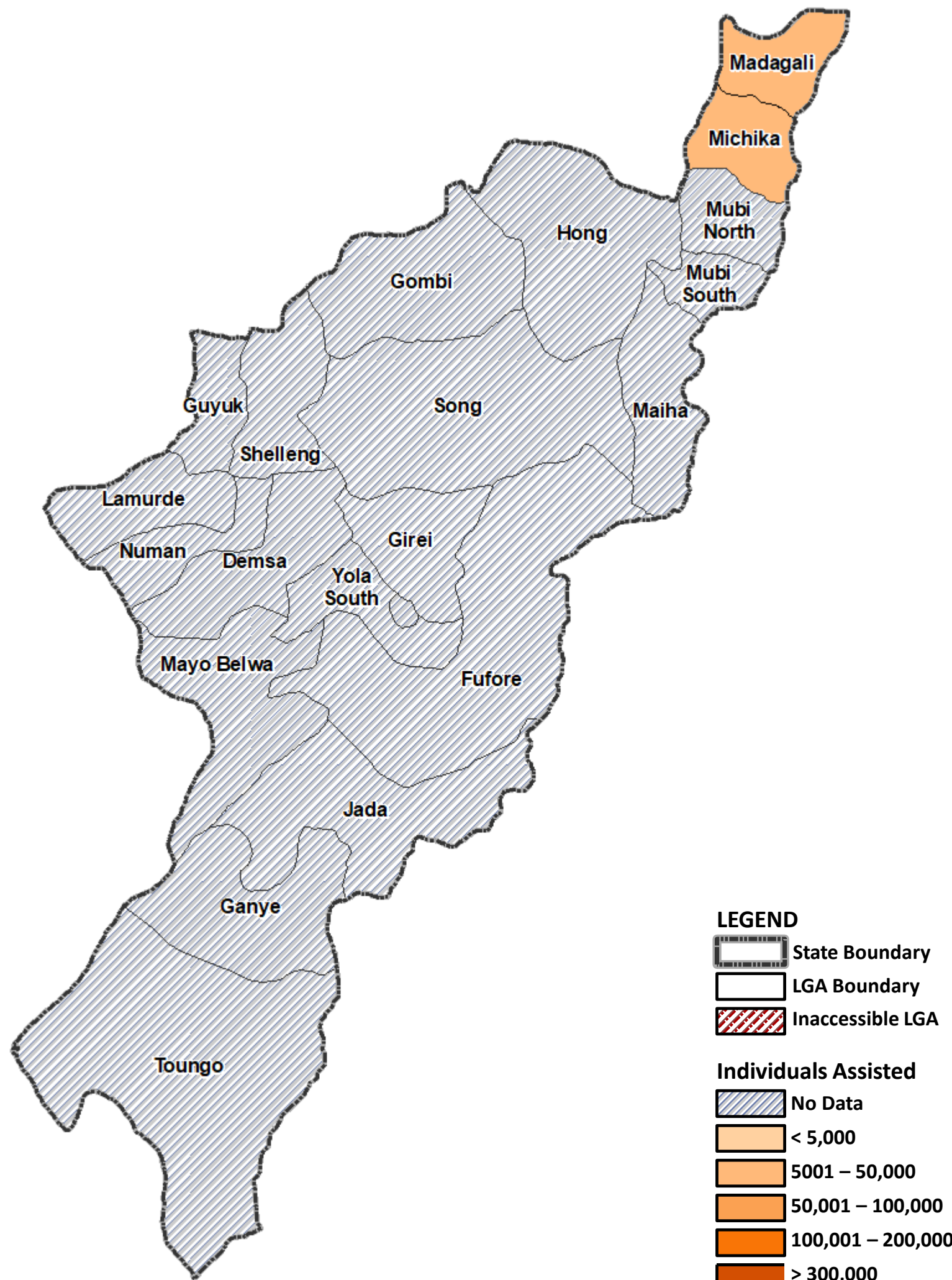
Organizations*: Partners who also implement activities with FAO and/or WFP.

Production date: 30- July - 2021 Data sources: FSS 5Ws data for June 2021 /FSS Partners

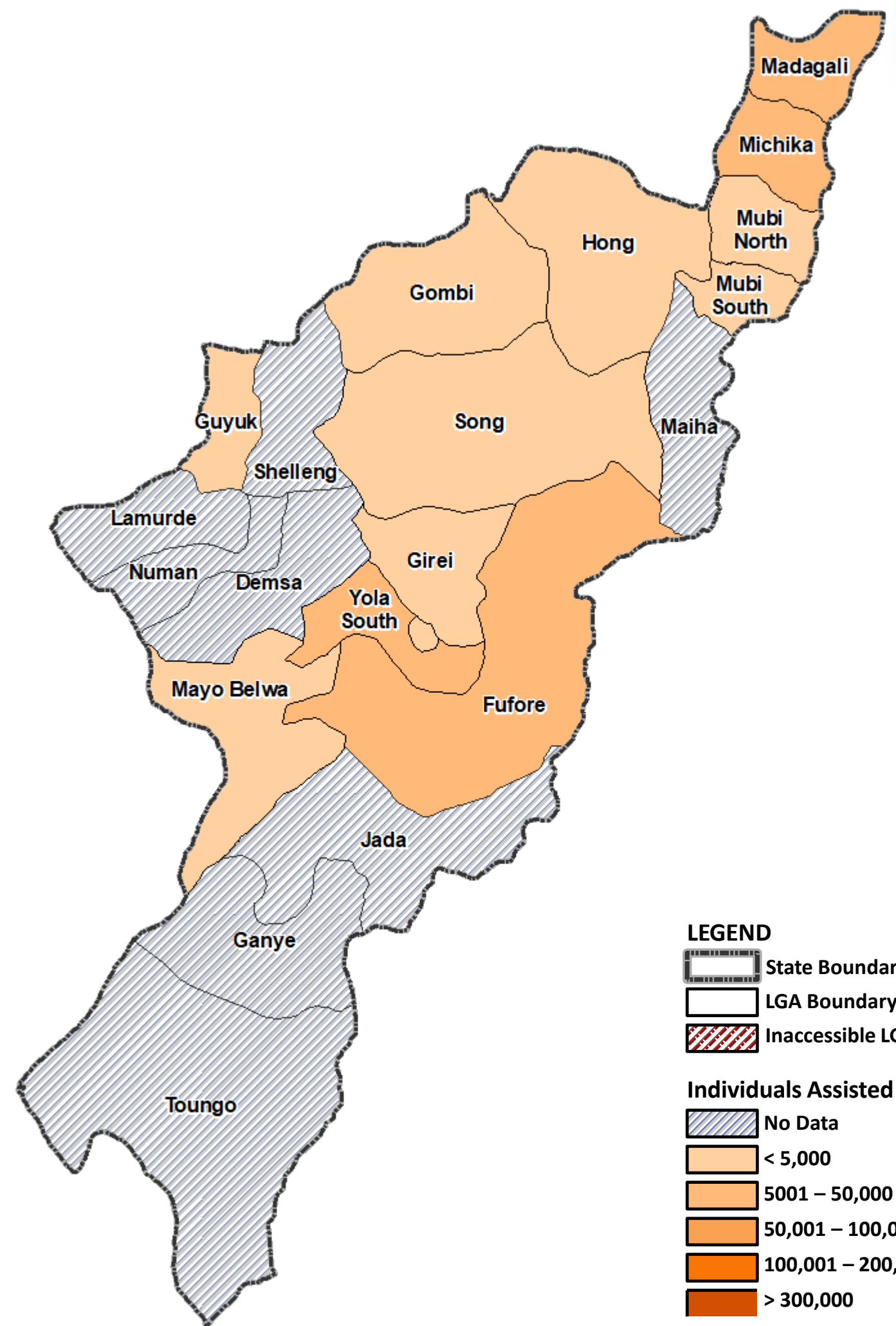
Contact: Nigeria Food Security Sector info.Nigeria@fscluster.org

SO1 - FOOD ASSISTANCE

SO2 - AGRICULTURE & LIVELIHOODS



FUFORE – 21,217 (6)	FAO, AADP*, HARAF, Propcom, VSO, DHCBI*
GIREI – 1,377 (4)	FAO, HARAF, JRS, VSO
GOMBI – 700 (1)	FAO
GUYUK – 700 (2)	FAO, DHCBI*
HONG – 4,200 (2)	HARAF, Propcom
MADAGALI – 18,522 (2)	FAO, AADP*, WFP, CCDRN*
MAYO BELWA – 462 (2)	FAO, DHCBI*
MICHIKA – 5,241 (3)	FAO, AADP*, JRS
MUBI NORTH – 66 (2)	FAO, JRS
MUBI SOUTH – 210 (1)	FAO
SONG – 742 (1)	FAO
YOLA NORTH – 1,442 (3)	FAO, HARAF, Propcom
YOLA SOUTH – 5,502 (3)	FAO, HARAF, Propcom



MADAGALI – 40,494 (2)	WFP, GZDI*
MICHIKA – 32,224 (2)	WFP, GZDI*

SO1 PARTNERS 2	SO2 PARTNERS 9	SO1 - ASSISTED 73K	TOTAL POPULATION ASSISTED IN ADAMAWA STATE *133K	SO2 - CUMULATIVELY ASSISTED 60K	In-Kind 73K	SO1	SO2 59K	MODALITY
Partners with both SO1&2 activities 1					Cash/Vouchers -		1K	