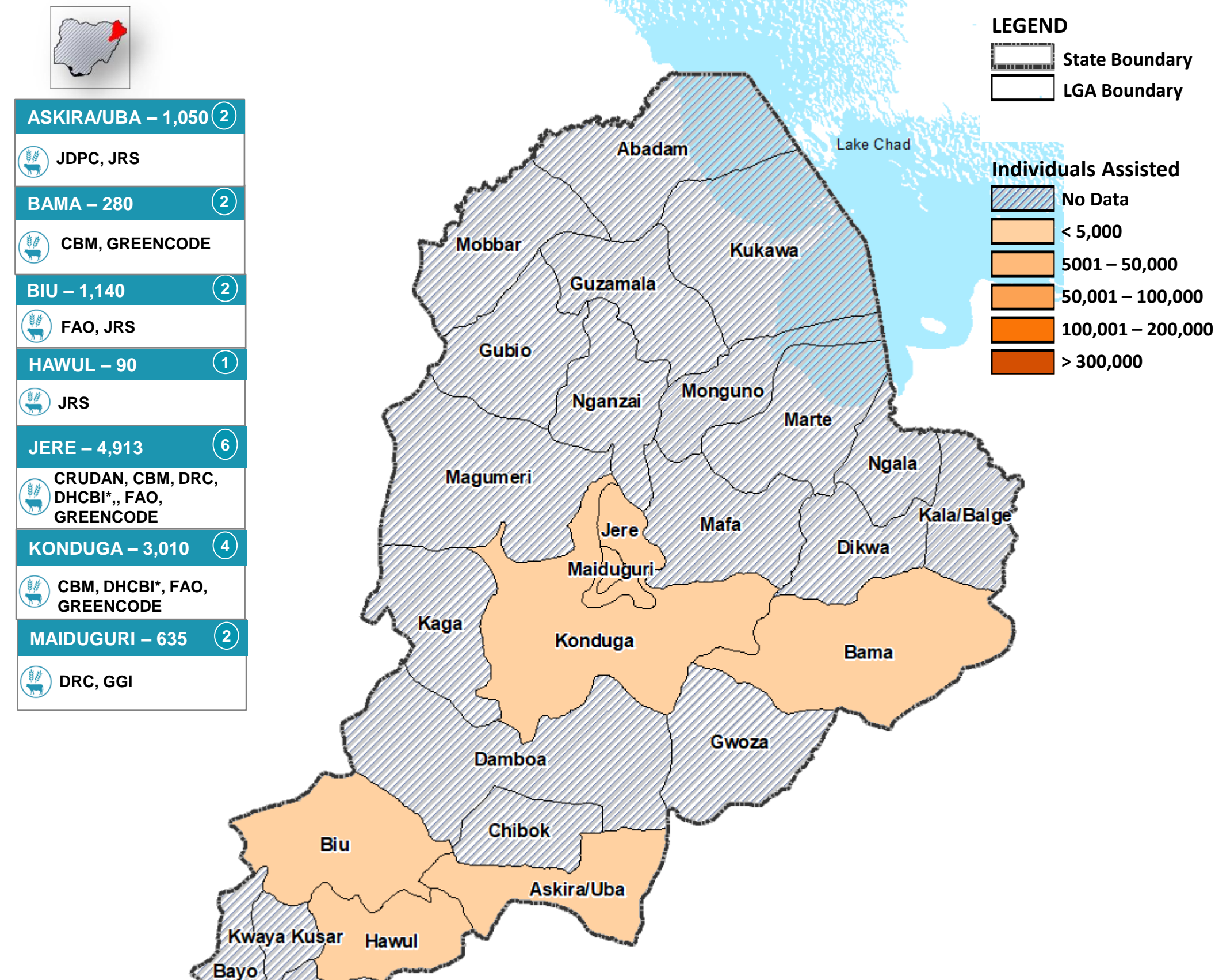
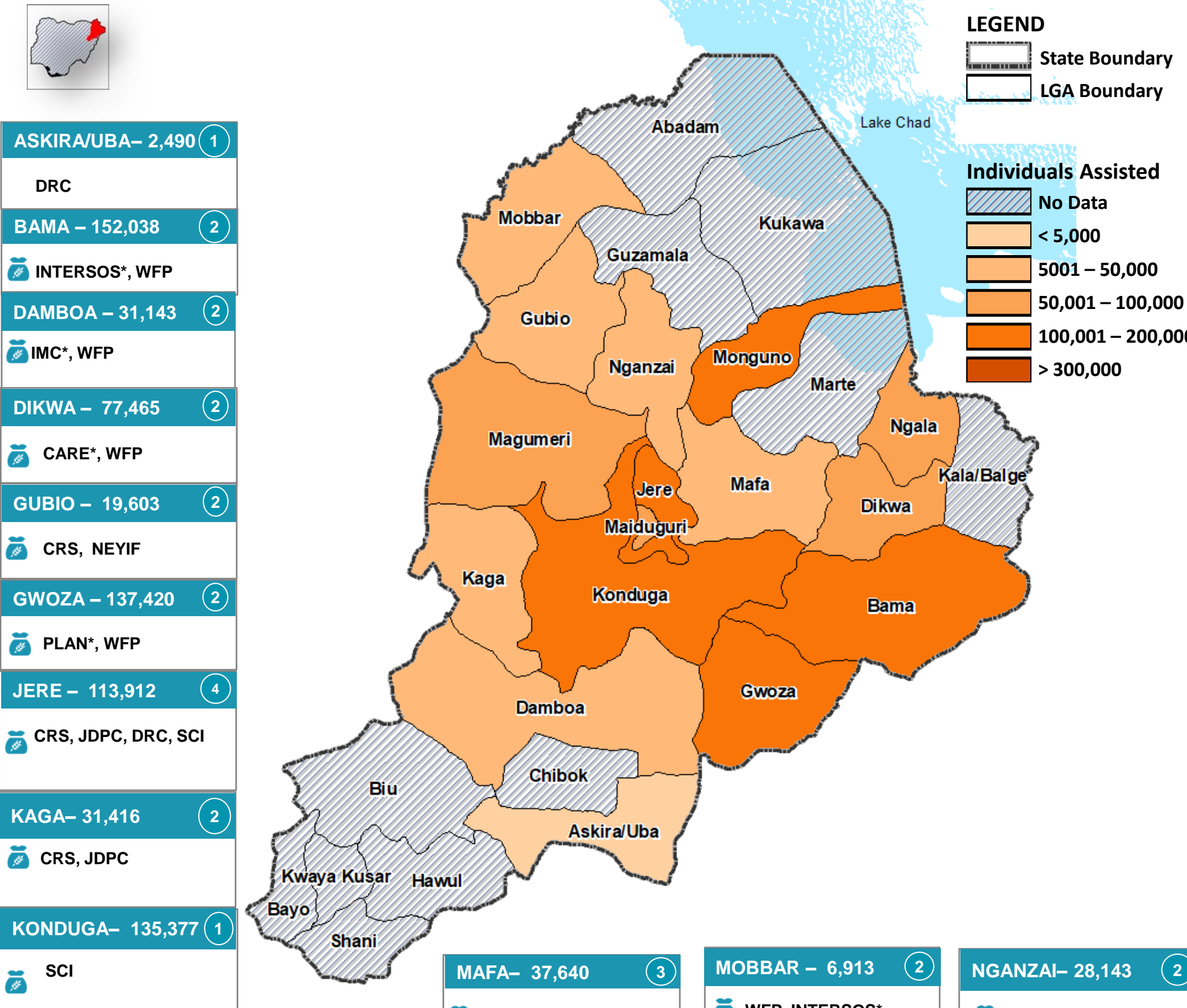


## SO1 - FOOD ASSISTANCE

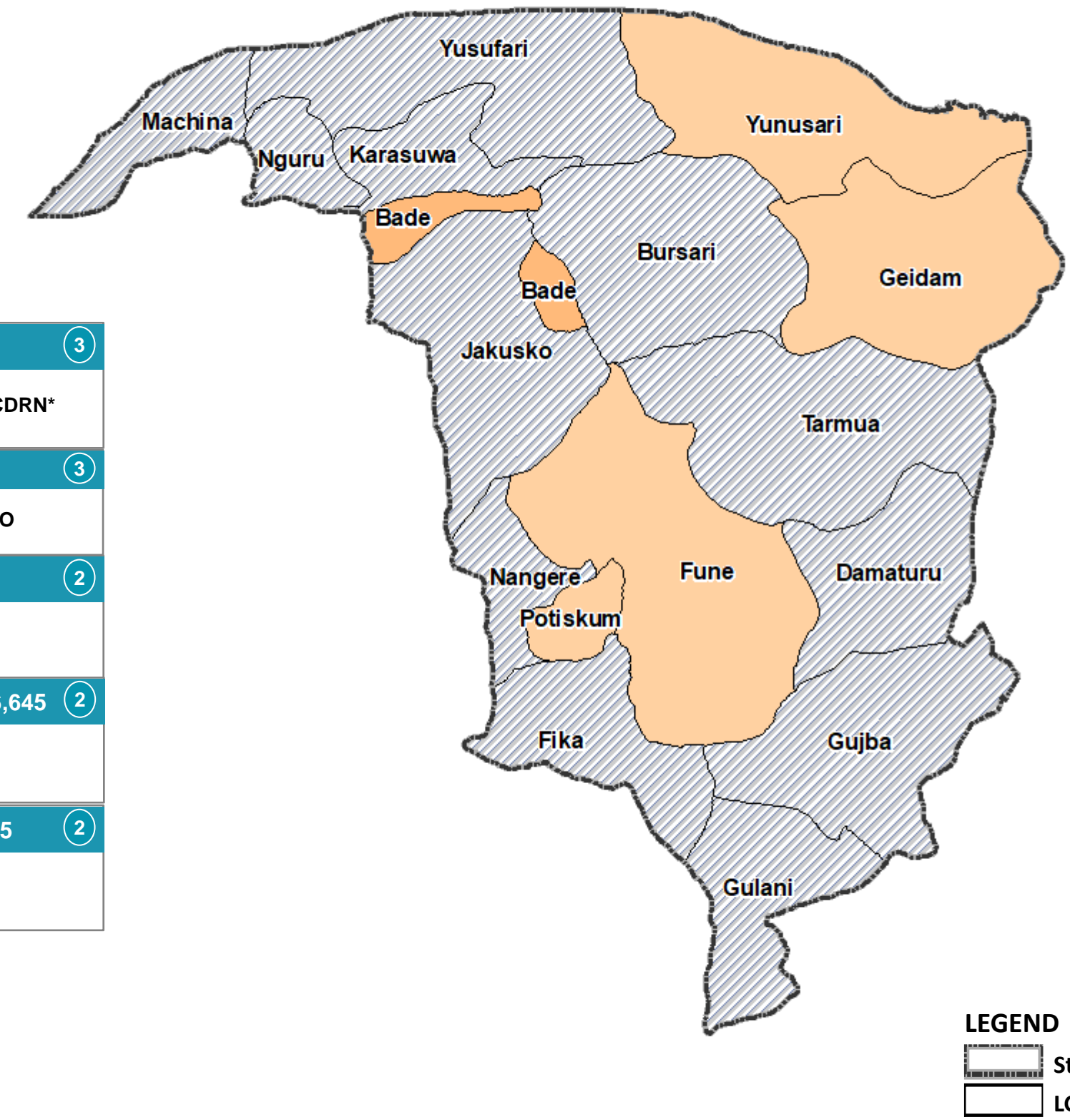
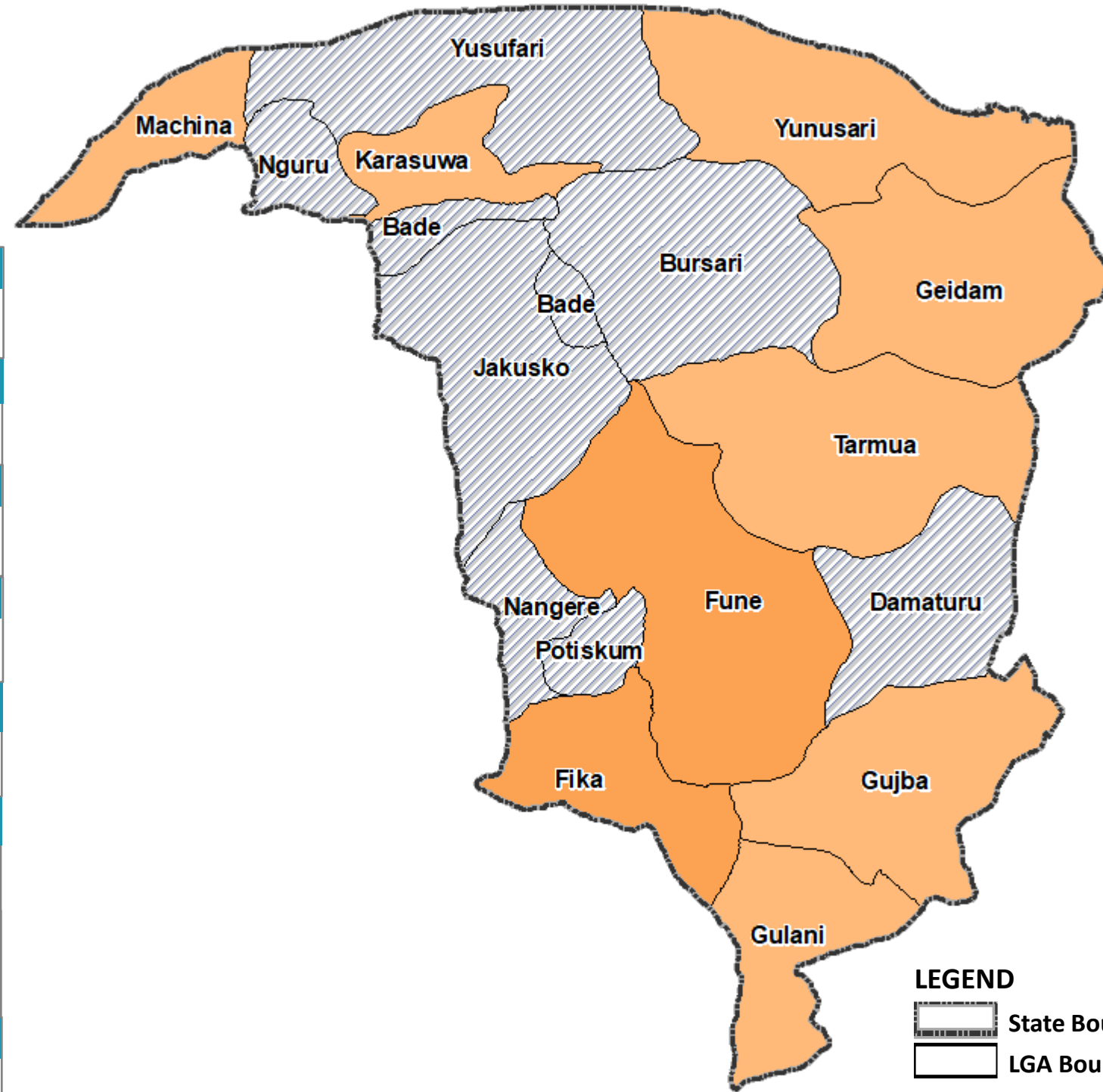
## SO2 - AGRICULTURE & LIVELIHOODS



SO1 PARTNERS <b>13</b>	SO2 PARTNERS <b>11</b>	SO1 - ASSISTED <b>1.1M</b>	<b>TOTAL POPULATION ASSISTED IN BORNO STATE</b> <b>*1.1M</b>	SO2 - CUMULATIVELY ASSISTED <b>11K</b>	SO1 <b>128K</b>	SO2 <b>10k</b>	MODALITY
Partners with both SO1&2 activities					<b>1.1M</b>	<b>7H</b>	

## SO1 - FOOD ASSISTANCE

## SO2 - AGRICULTURE & LIVELIHOODS



<b>FIKA – 74,965</b> (3)	AAH, WFP, COOPI*
<b>FUNE – 76,127</b> (2)	WFP, COOPI*
<b>GEIDAM – 19,769</b> (2)	WFP, COOPI*
<b>GUJBA – 18,424</b> (2)	WFP, CCDRN
<b>GULANI – 26,985</b> (2)	WFP, CCDRN*
<b>KARASUWA – 23,918</b> (2)	CCDRN*, WFP
<b>MACHINA – 8,260</b> (1)	AAH
<b>TARMUA – 41,012</b> (2)	COOPI*, WFP
<b>YUNUSARI – 18,149</b> (2)	TCDI*, WFP

<b>BADE – 32,375</b> (3)	FAO, WFP, CCDRN*
<b>FUNE – 1,225</b> (3)	CBI, TCDI, FAO
<b>GEIDAM – 175</b> (2)	CBM, TCDI
<b>POTISKUM – 16,645</b> (2)	CBM, TCDI
<b>YUNUSARI – 175</b> (2)	CBM, TCDI

SO1 PARTNERS

SO2 PARTNERS

SO1 - ASSISTED

**TOTAL POPULATION ASSISTED IN YOBE STATE**

SO2 - CUMULATIVELY ASSISTED

SO1

SO2



5

**2**

Partners with both SO1&2 activities



5



**308K**



**\*342k**



**34K**

In-Kind

**233K**

Cash/Vouchers

**75K**

2K

**32K**

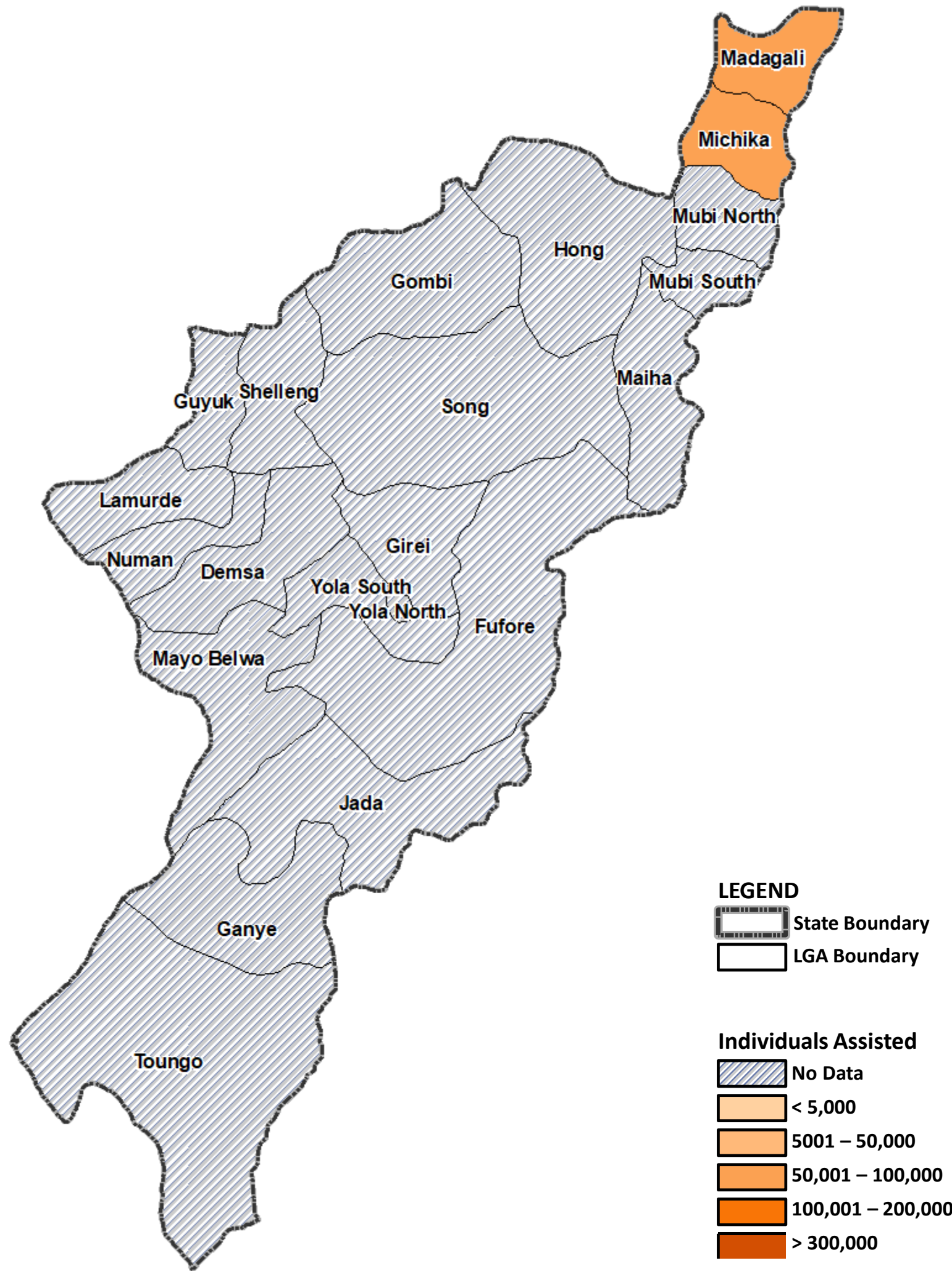
MODALITY

## SO1 - FOOD ASSISTANCE

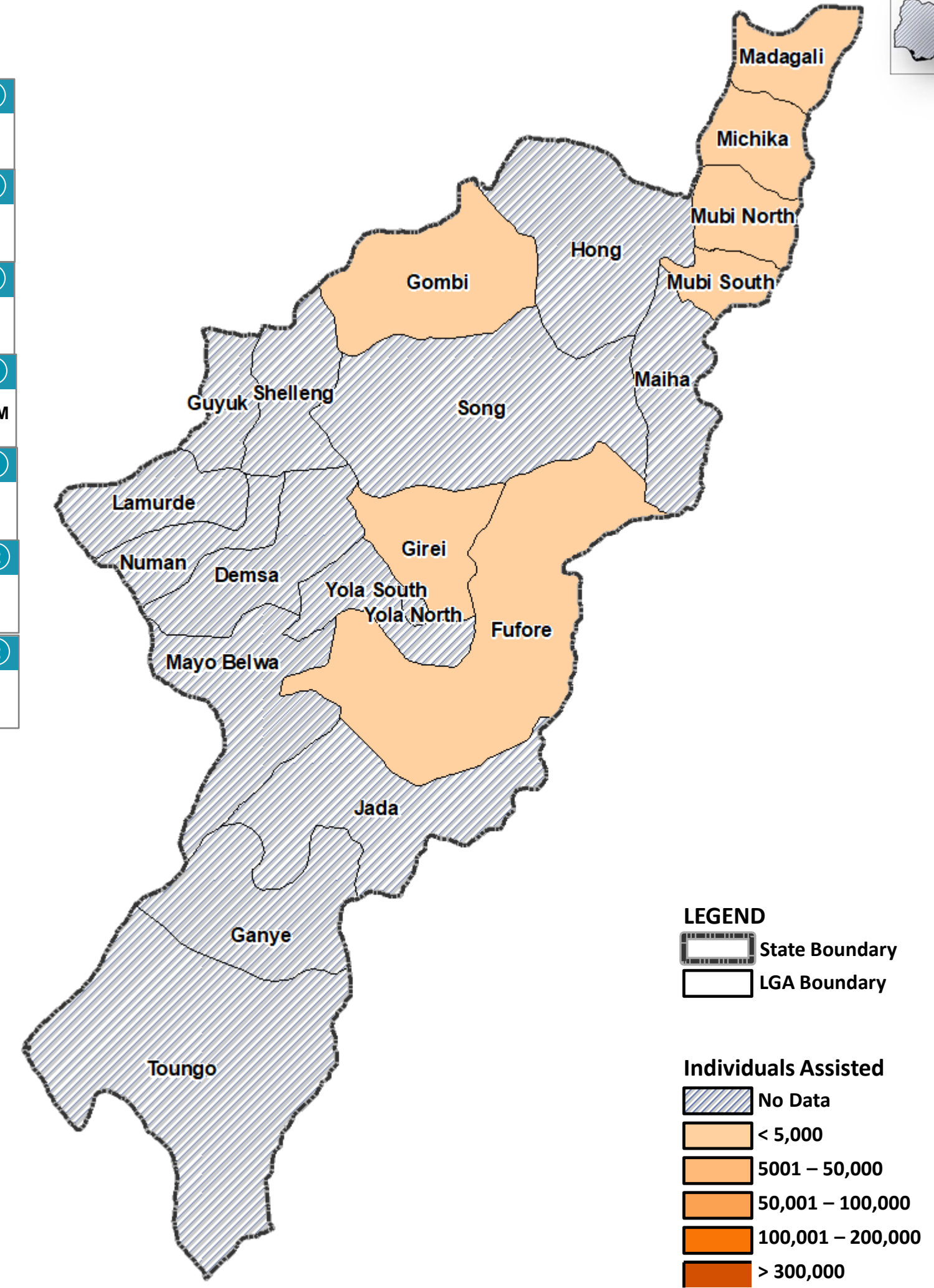
## SO2 - AGRICULTURE & LIVELIHOODS



<b>MADAGALI</b> – 67,209	3
DRC, WFP, GZDI*	
<b>MICHIKA</b> – 52,441	3
DRC, WFP, GZDI*	



<b>FUFORE</b> – 2,800	2
FAO, CSCED	
<b>GIREI</b> – 90	1
JRS	
<b>GOMBI</b> – 330	1
IOM	
<b>MADAGALI</b> – 4,255	4
CRS, CBM, JDPC, JRPM	
<b>MICHIKA</b> – 3,675	6
CRS, CBM, CCDRN*, JDPC, JPRM, JRS,	
<b>MUBI NORTH</b> – 175	2
CBM, JPRM	
<b>MUBI SOUTH</b> – 175	2
CBM, JPRM	



SO1 PARTNERS



3

SO2 PARTNERS



9

SO1 - ASSISTED



120K

**TOTAL POPULATION ASSISTED IN ADAMAWA STATE**



**\*131K**

SO2 - CUMULATIVELY ASSISTED



11K

In-Kind



115K

10K

Cash/Vouchers



5K

1K

MODALITY