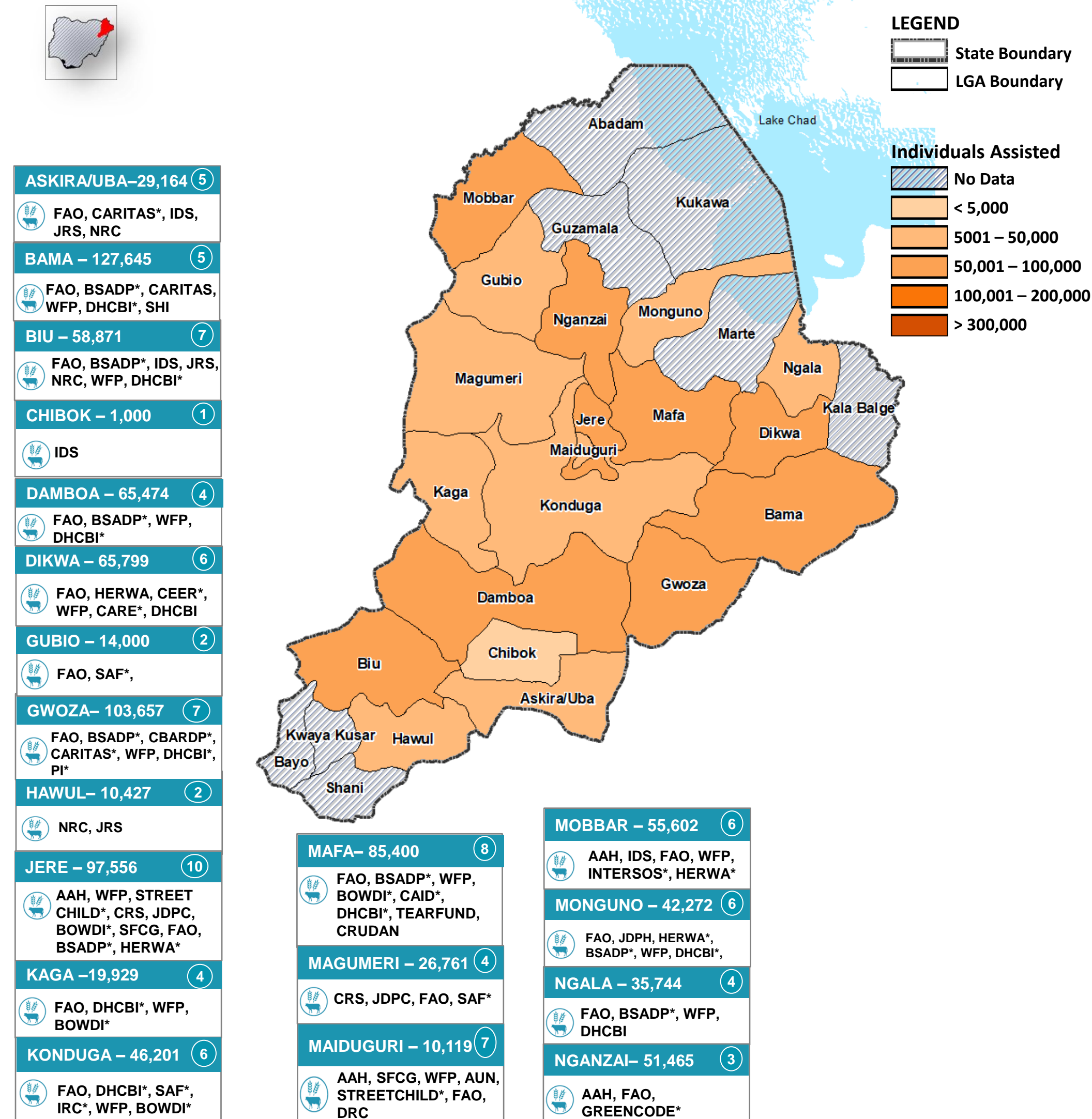
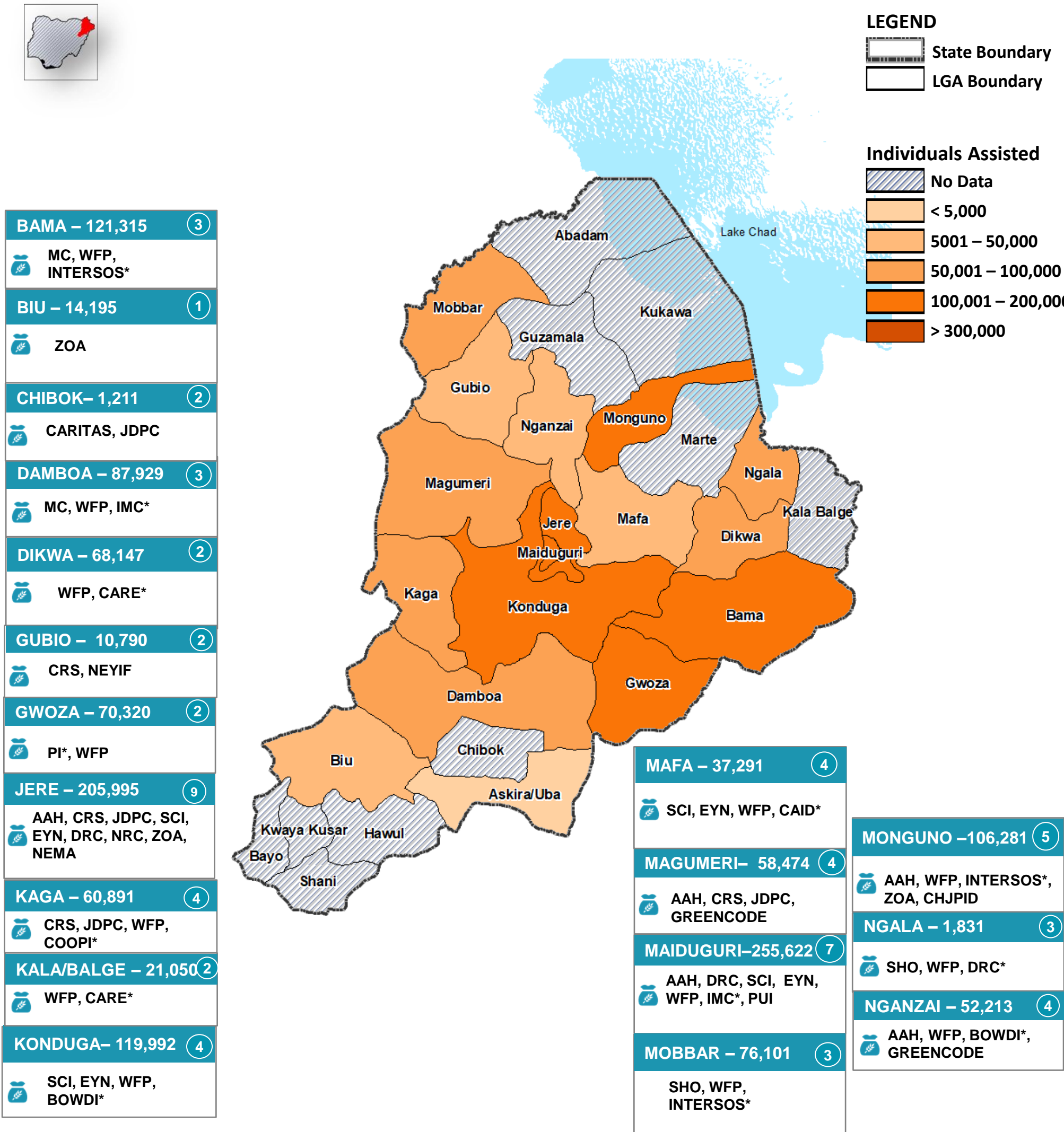


SO1 - FOOD ASSISTANCE

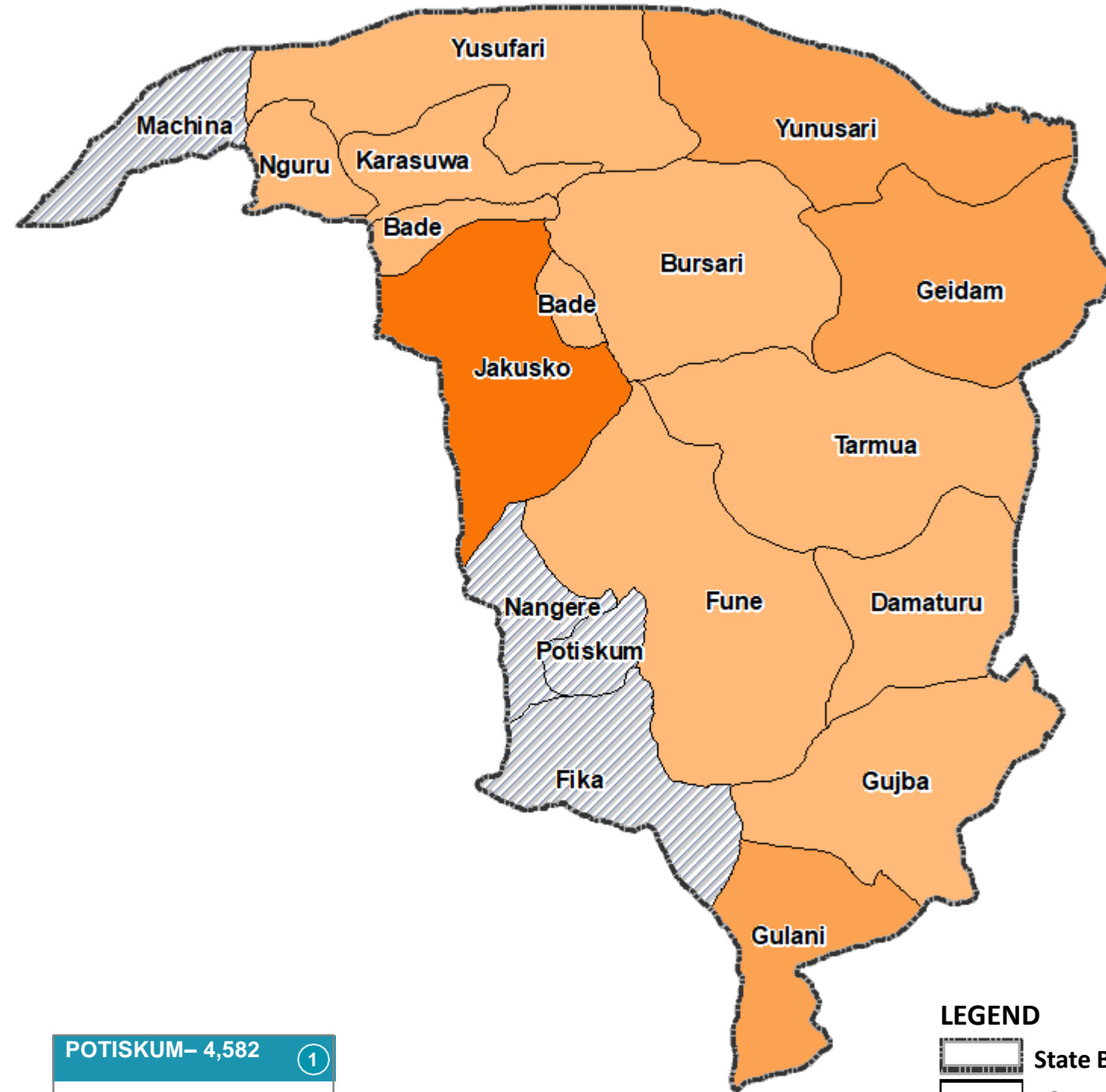
SO2 - AGRICULTURE & LIVELIHOODS



SO1 PARTNERS 22	SO2 PARTNERS 30	SO1 - ASSISTED 1.4M	SO2 - CUMULATIVELY ASSISTED 947K	SO1 In-Kind 572K	SO2 In-Kind 723k	MODALITY
SO1 Partners with both SO1&2 activities 7	SO1 Cash/Vouchers 798K	SO2 Cash/Vouchers 224k				

SO1 - FOOD ASSISTANCE

SO2 - AGRICULTURE & LIVELIHOODS



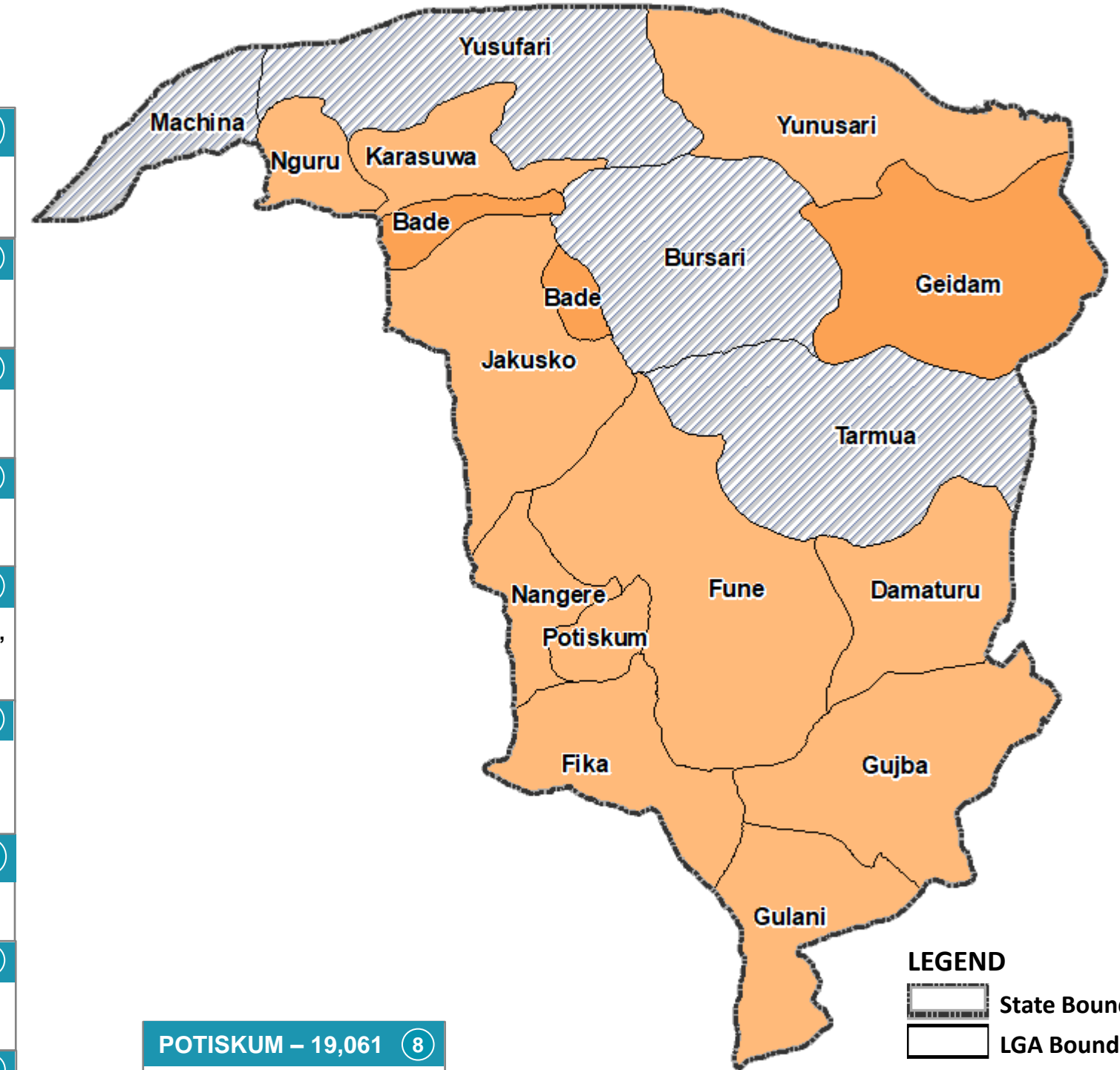
BADE – 11,118 (3)
WFP, CCDRN*, YoSEMA
BUSARI – 22,551 (3)
WFP, ActionAid*, YoSEMA
DAMATURU – 7,336 (3)
COOPI*, WFP, YoSEMA
FUNE – 25,279 (3)
WFP, JDPH*, YoSEMA
FIKA – 551 (1)
YoSEMA
GEIDAM – 15,880 (3)
WFP, COOPI*, YoSEMA
GUJBA – 27,109 (3)
DRC, WFP, CCDRN*, YoSEMA
GULANI – 68,687 (3)
WFP, CCDRN*, YoSEMA
JAKUSKO – 42,998 (3)
WFP, CCDRN*, YoSEMA
KARASUWA – 20,758 (3)
WFP, CARE*, YoSEMA
MACHINA – 340 (1)
YoSEMA
NANGERE – 202 (1)
YoSEMA
NGURU – 7,113 (2)
WFP, CARE*, YoSEMA
POTISKUM – 4,582 (1)
YoSEMA, WFP, FINDEF*
TARMUA – 22,211 (1)
YoSEMA
YUNUSARI – 156 (1)
YoSEMA
YUNUFARI – 130 (1)
YoSEMA

LEGEND

State Boundary
LGA Boundary

Individuals Assisted

- No Data
- < 5,000
- 5001 – 50,000
- 50,001 – 100,000
- 100,001 – 200,000
- > 300,000



BADE – 75,565 (8)
FAO, DHCBI*, YADP*, HARAF, Propcom., WFP, CCDRN*, CEER
DAMATURU – 57,634 (5)
FAO, SCI, IA, CISLAC, LHI, WFP, COOPI*
FIKA – 50,728 (5)
FAO, NIRA*, HARAF, Propcom, UNDP
FUNE – 22,939 (3)
FAO, DHCBI*, CEER*
GEIDAM – 86,929 (7)
MC, FAO, DHCBI*, DRC, YADP*, WFP, COOPI*
GUJBA – 37,175 (9)
DRC, DHCBI*, FAO, YADP*, CCDRN*, SCI, IA, CISLAC, LHI
GULANI – 34,552 (3)
DRC, FAO, YADP*
JAKUSKO – 8,820 (2)
FAO, DHCBI*
KARASUWA – 9,800 (2)
FAO, DHCBI*
NANGERE – 14,974 (3)
AAH, FAO, DHCBI
NGURU – 5,610 (3)
FAO, YADP*
POTISKUM – 19,061 (8)
FAO, DHCBI*, HARAF, Propcom, IA, CISLAC, LHI, SCI
YUNUSARI – 40,503 (5)
COOPI, MC, DRC, FAO, YADP*
YUSUFARI – 7,000 (5)
FAO

LEGEND

State Boundary
LGA Boundary

Individuals Assisted

- No Data
- < 5,000
- 5001 – 50,000
- 50,001 – 100,000
- 100,001 – 200,000
- > 300,000

SO1 PARTNERS



8

SO2 PARTNERS



17

3
Partners with both SO1&2 activities

SO1 - ASSISTED



277K

SO2 - CUMULATIVELY ASSISTED



471K

In-Kind



Cash/Vouchers

SO1

247K

30K

SO2

321K

150K

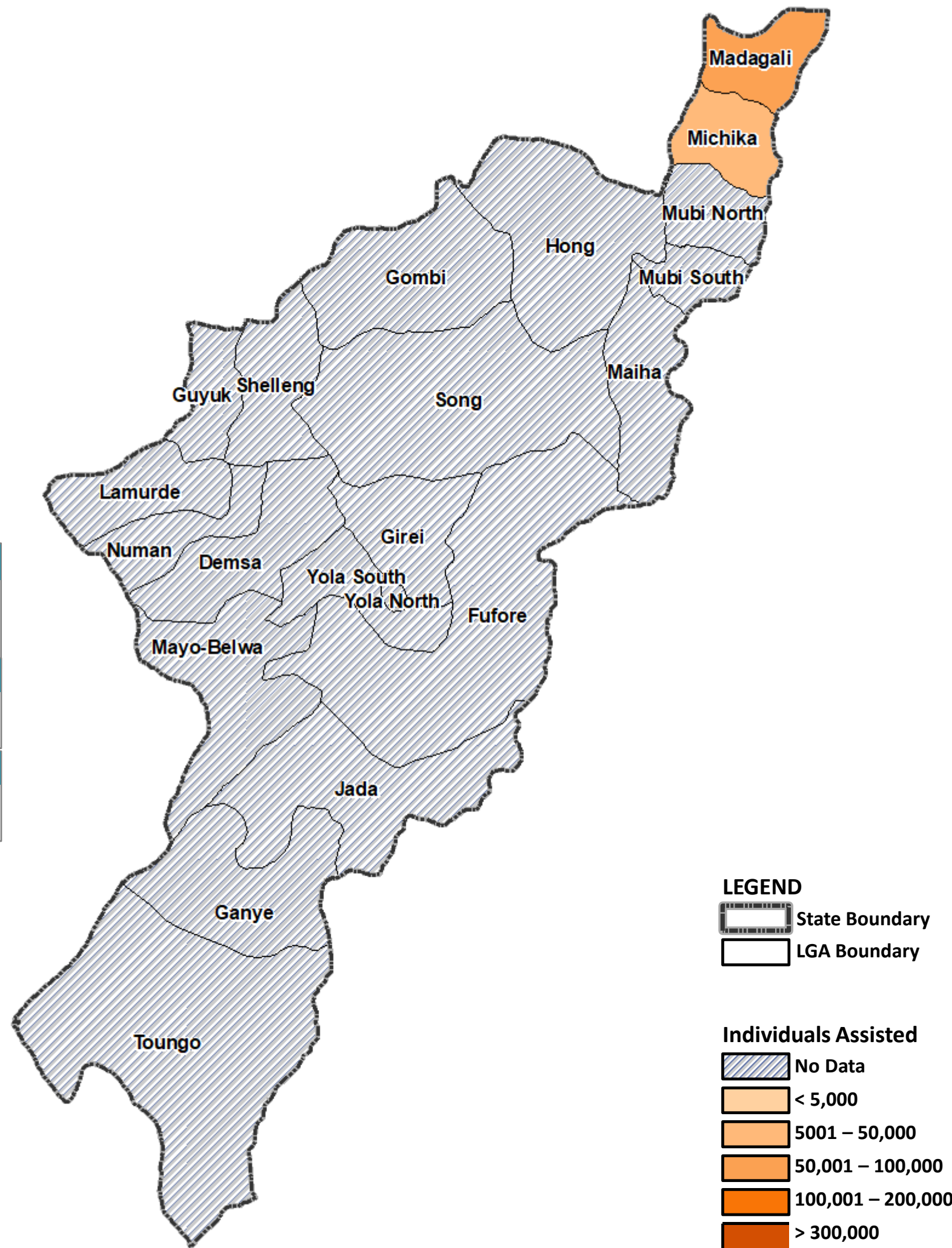
MODALITY

SO1 - FOOD ASSISTANCE

SO2 - AGRICULTURE & LIVELIHOODS



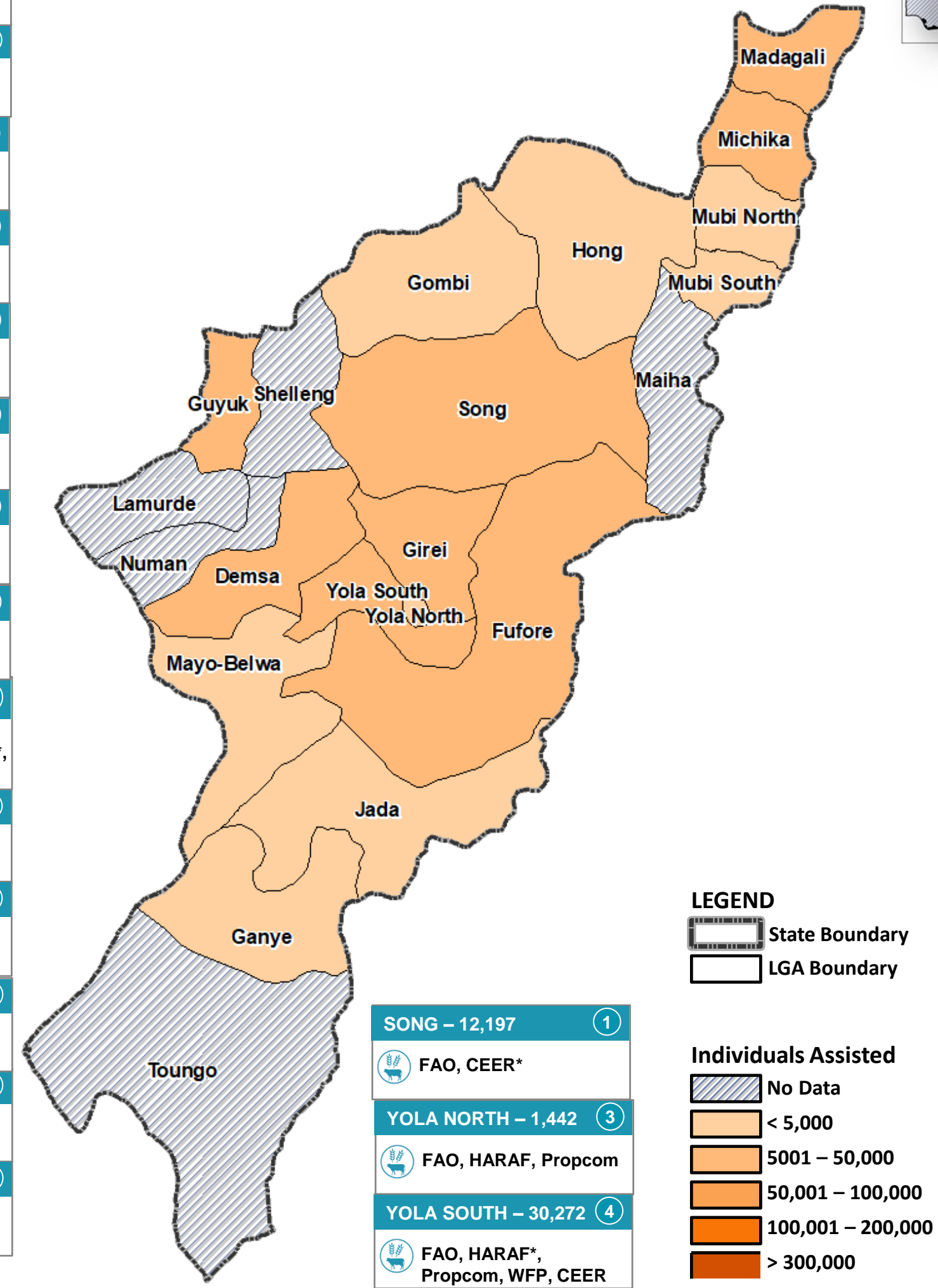
MADAGALI – 55,732 (5)
WFP, GZDI*, DRC, CARITAS, JDPC
MICHIKA – 39,287 (5)
WFP, GZDI*, DRC, CARITAS, JDPC
MUBI NORTH – 1,610 (2)
CARITAS, JDPC



LEGEND
 State Boundary
 LGA Boundary

Individuals Assisted
 No Data
 < 5,000
 5001 – 50,000
 50,001 – 100,000
 100,001 – 200,000
 > 300,000

DEMSA – 8,260 (2)
FAO, CEER*
FUFORE – 50,347 (6)
FAO, AADP*, HARAF, Propcom, VSO, DHCBI*, CEER
GANYE – 3,500 (2)
FAO, AADP*
GIREI – 12,837 (5)
FAO, AADP*, HARAF, VSO, JRS
GOMBI – 1,000 (2)
FAO, UNDP
GUYUK – 11,900 (3)
FAO, AADP*, DHCBI*
HONG – 4,200 (2)
HARAF, Propcom
JADA – 3,500 (2)
FAO, AADP*
MADAGALI – 32,522 (5)
FAO, AADP*, CARITAS*, WFP, CCDRN*
MAYO BELWA – 462 (2)
FAO, DHCBI*
MICHIKA – 22,877 (5)
DRC, FAO, AADP*, CCDRN, JRS
MUBI NORTH – 1,021 (2)
FAO, JRS
MUBI SOUTH – 1,162 (1)
FAO
NUMAN – 7,952 (1)
FAO, CEER*



LEGEND
 State Boundary
 LGA Boundary

Individuals Assisted
 No Data
 < 5,000
 5001 – 50,000
 50,001 – 100,000
 100,001 – 200,000
 > 300,000

SONG – 12,197 (1)
FAO, CEER*
YOLA NORTH – 1,442 (3)
FAO, HARAF, Propcom
YOLA SOUTH – 30,272 (4)
FAO, HARAF*, Propcom, WFP, CEER

SO1 PARTNERS

SO2 PARTNERS



5



Partners with both SO1&2 activities

12



SO1 - ASSISTED



97K

SO2 - CUMULATIVELY ASSISTED



205K

In-Kind



SO1

74K

SO2

203K

Cash/Vouchers



SO1

23K

SO2

2K

MODALITY