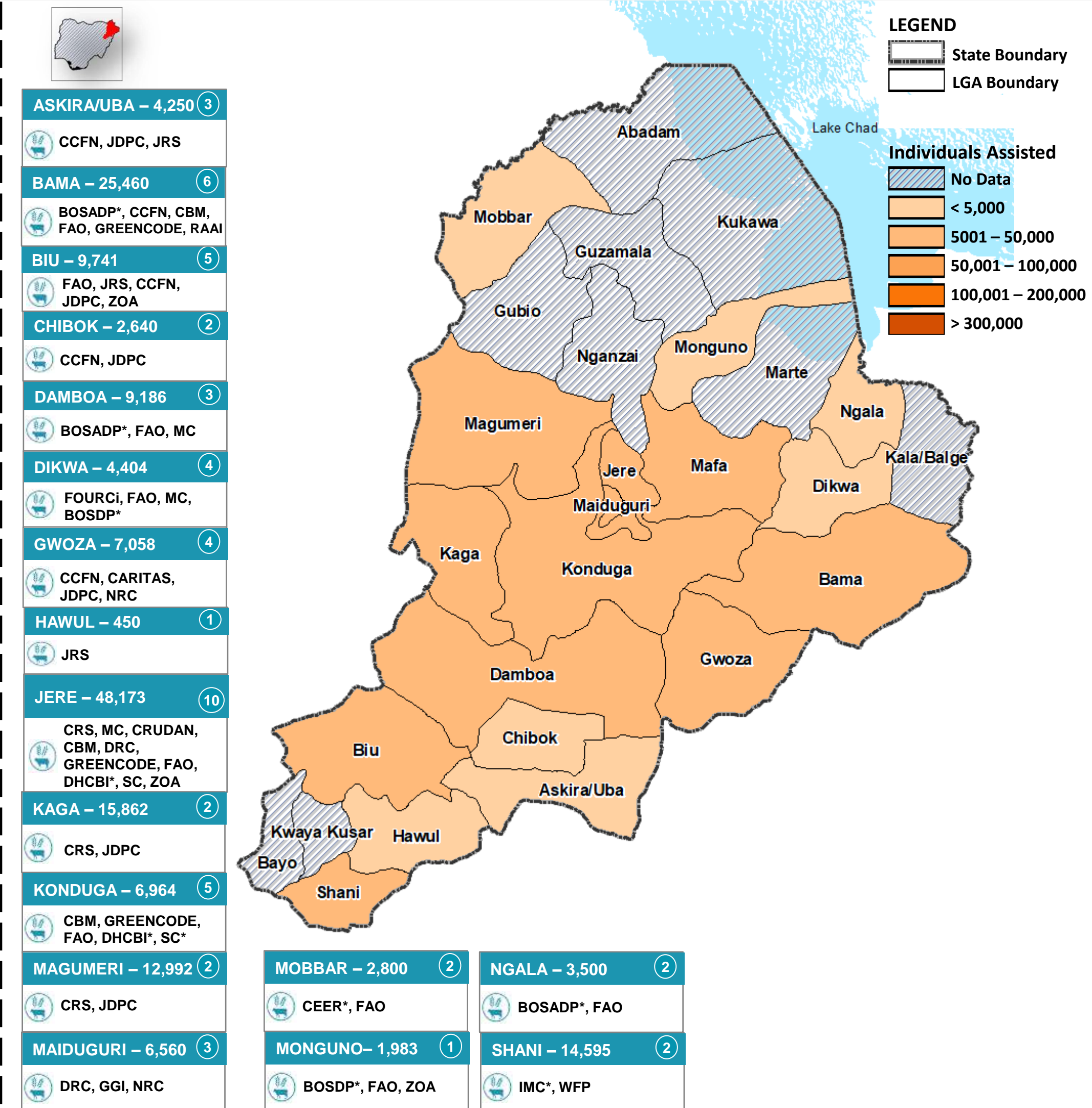
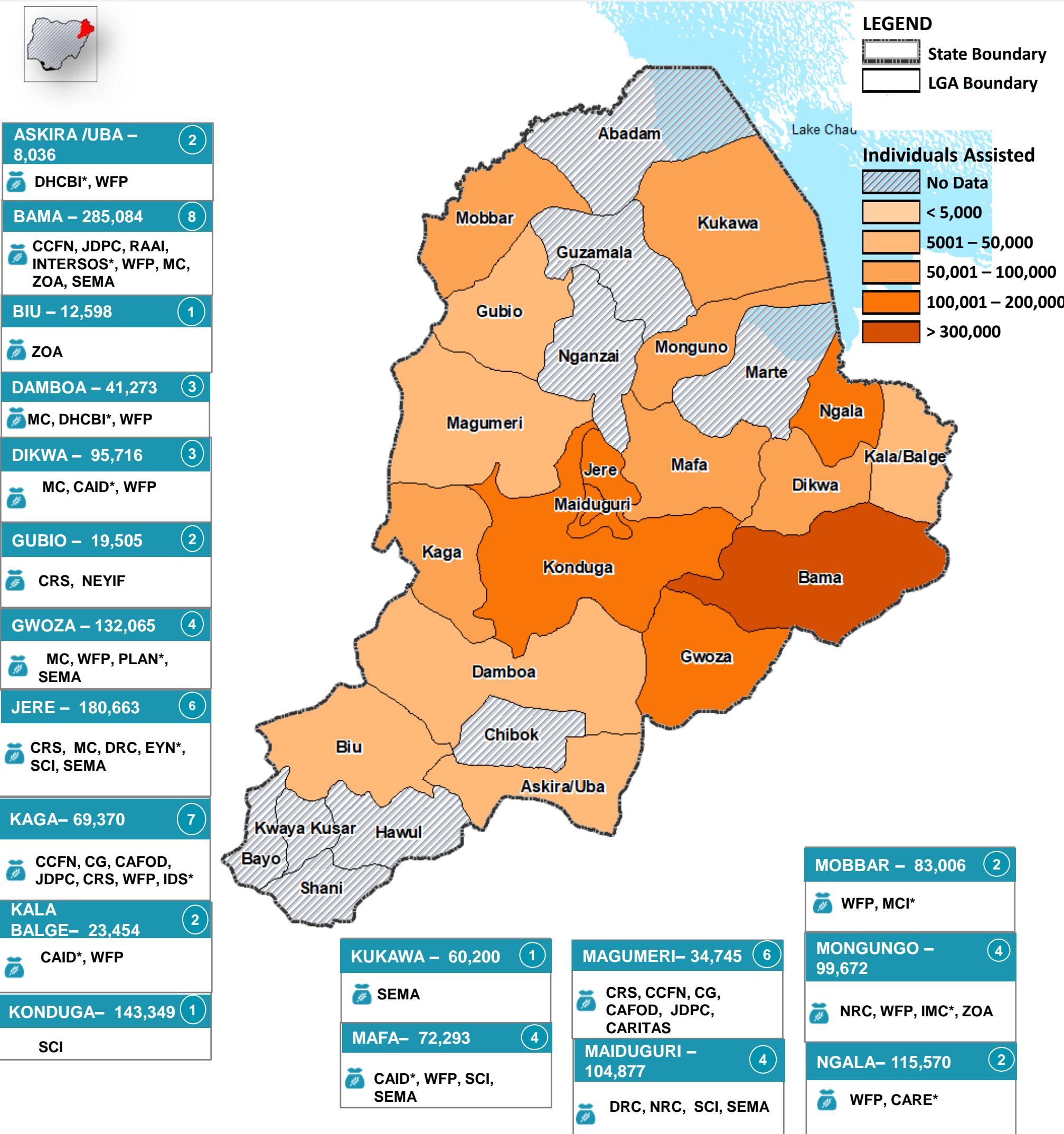


SO1 - FOOD ASSISTANCE

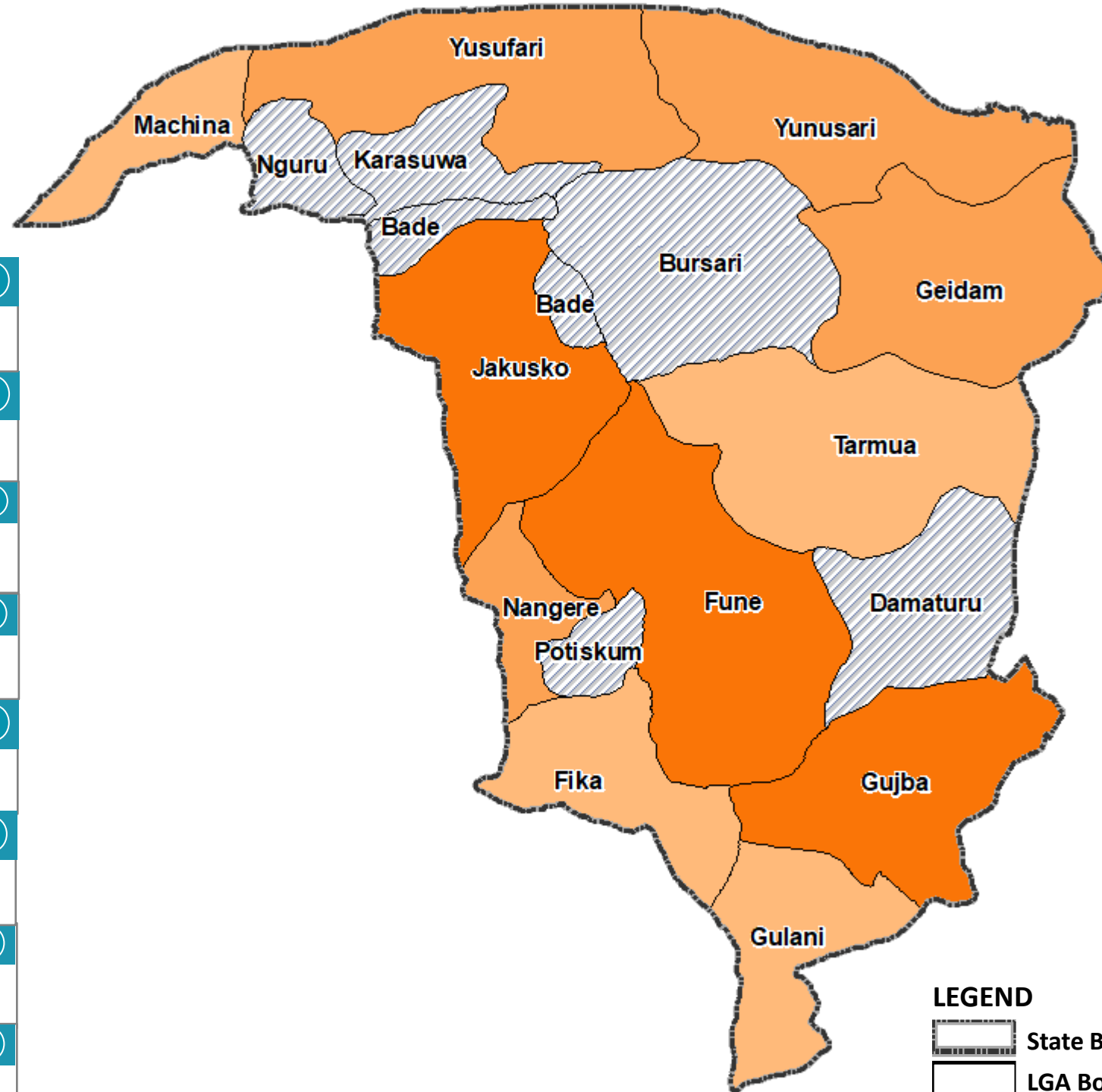
SO2 - AGRICULTURE & LIVELIHOODS



| | | | | | | | |
|-------------------------------------|---------------------------|-------------------------------|---|--|------------------------------|--------------------|----------|
| SO1 PARTNERS 22 | SO2 PARTNERS 22 | SO1 - ASSISTED 1.6M | TOTAL POPULATION ASSISTED IN BORNO STATE *1.8M | SO2 - CUMULATIVELY ASSISTED 187K | SO1 537K | SO2 119k | MODALITY |
| Partners with both SO1&2 activities | | | | | Cash/Vouchers 1.1M | 68K | |

SO1 - FOOD ASSISTANCE

SO2 - AGRICULTURE & LIVELIHOODS



| | |
|-------------------------|---|
| FIKA – 10,407 | 1 |
| AAH | |
| FUNE – 118,700 | 2 |
| WFP, COOPI* | |
| GEIDAM – 87,114 | 2 |
| WFP, COOPI* | |
| GUJBA – 173,945 | 2 |
| WFP, CCDRN | |
| GULANI – 48,230 | 2 |
| WFP, CCDRN* | |
| JAKUSKO – 189,583 | 4 |
| WFP, PLAN*, FAO, TIWOD* | |
| MACHINA – 8,260 | 1 |
| FAO, SHI* | |
| NANGERE – 64,427 | 2 |
| WFP, COOPI | |
| TARMUWA – 41,140 | 2 |
| CARE*, WFP | |
| YUNUSARI – 69,170 | 2 |
| COOPI*, WFP | |
| YUNUFARI – 58,617 | 2 |
| COOPI*, WFP | |

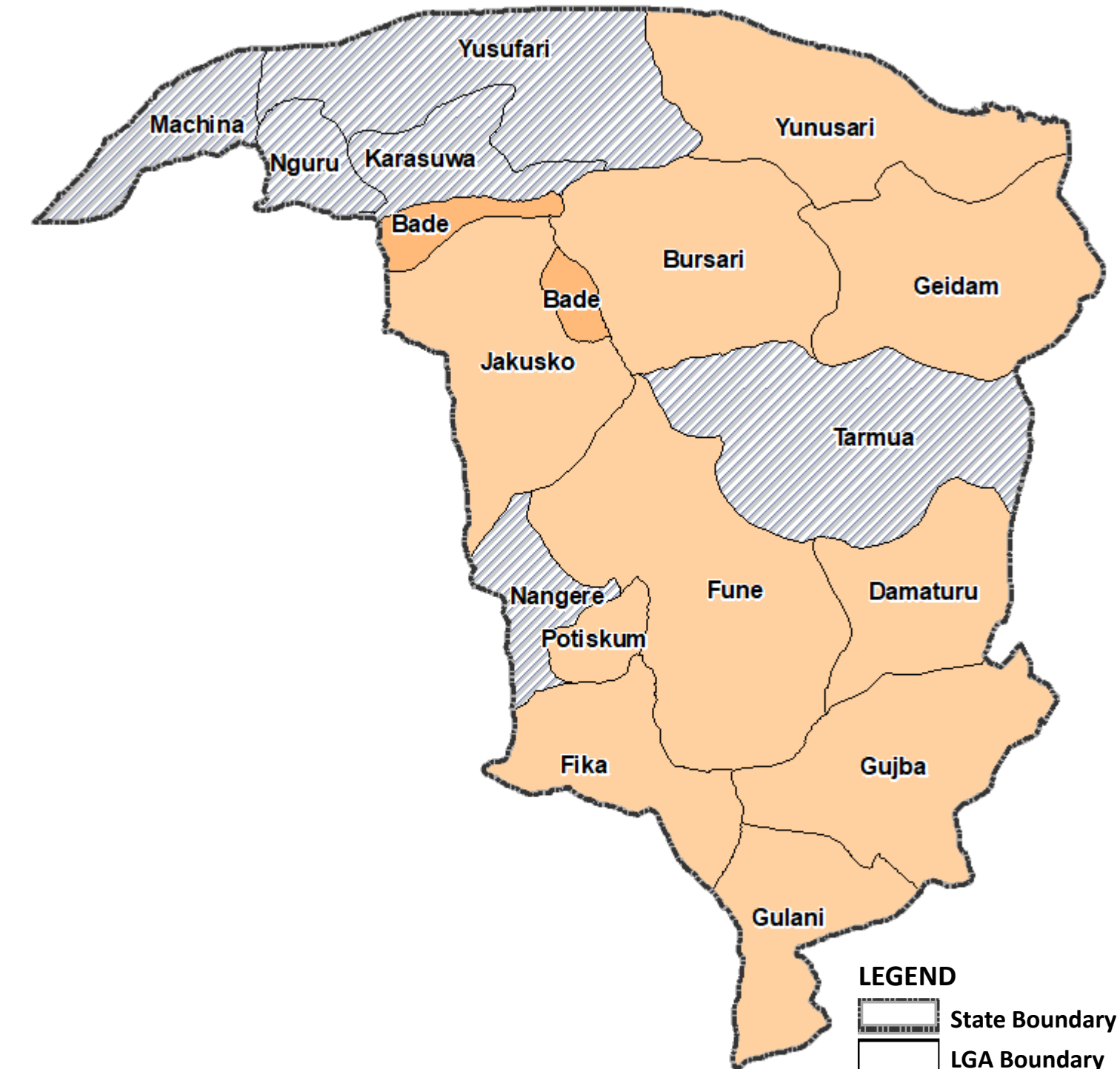
LEGEND

State Boundary
LGA Boundary

Individuals Assisted

- No Data
- < 5,000
- 5001 – 50,000
- 50,001 – 100,000
- 100,001 – 200,000
- > 300,000

| | |
|-------------------------------|---|
| BADE – 32,525 | 3 |
| FAO, WFP, CCDRN* | |
| BURSARI – 2,450 | 2 |
| CEER*, FAO | |
| DAMATURU – 300 | 1 |
| FAO | |
| FIKA – 2,050 | 4 |
| CHJPD, FAO, JDPH, YOSADP* | |
| FUNE – 4,243 | 5 |
| CBM, TCDI, FAO, YOSADP*, JDPH | |
| GEIDAM – 2,831 | 4 |
| CEER*, CBM, TCDI, FAO | |
| GUJBA – 2,450 | 2 |
| FAO, YOSADP* | |
| GULANI – 2,800 | 2 |
| FAO, YOSADP* | |
| JAKUSKO – 1,400 | 2 |
| FAO, YOSADP* | |
| POTISKUM – 459 | 2 |
| CBM, TCDI | |
| YUNUSARI – 535 | 2 |
| CBM, TCDI | |



LEGEND

State Boundary
LGA Boundary

Individuals Assisted

- No Data
- < 5,000
- 5001 – 50,000
- 50,001 – 100,000
- 100,001 – 200,000
- > 300,000

SO1 PARTNERS



8

SO2 PARTNERS



8

SO1 - ASSISTED



869K

TOTAL POPULATION ASSISTED IN YOBE STATE



***922k**

SO2 - CUMULATIVELY ASSISTED



52K

| | SO1 | SO2 |
|---------------|------|-----|
| In-Kind | 320K | 18K |
| Cash/Vouchers | 549K | 34K |

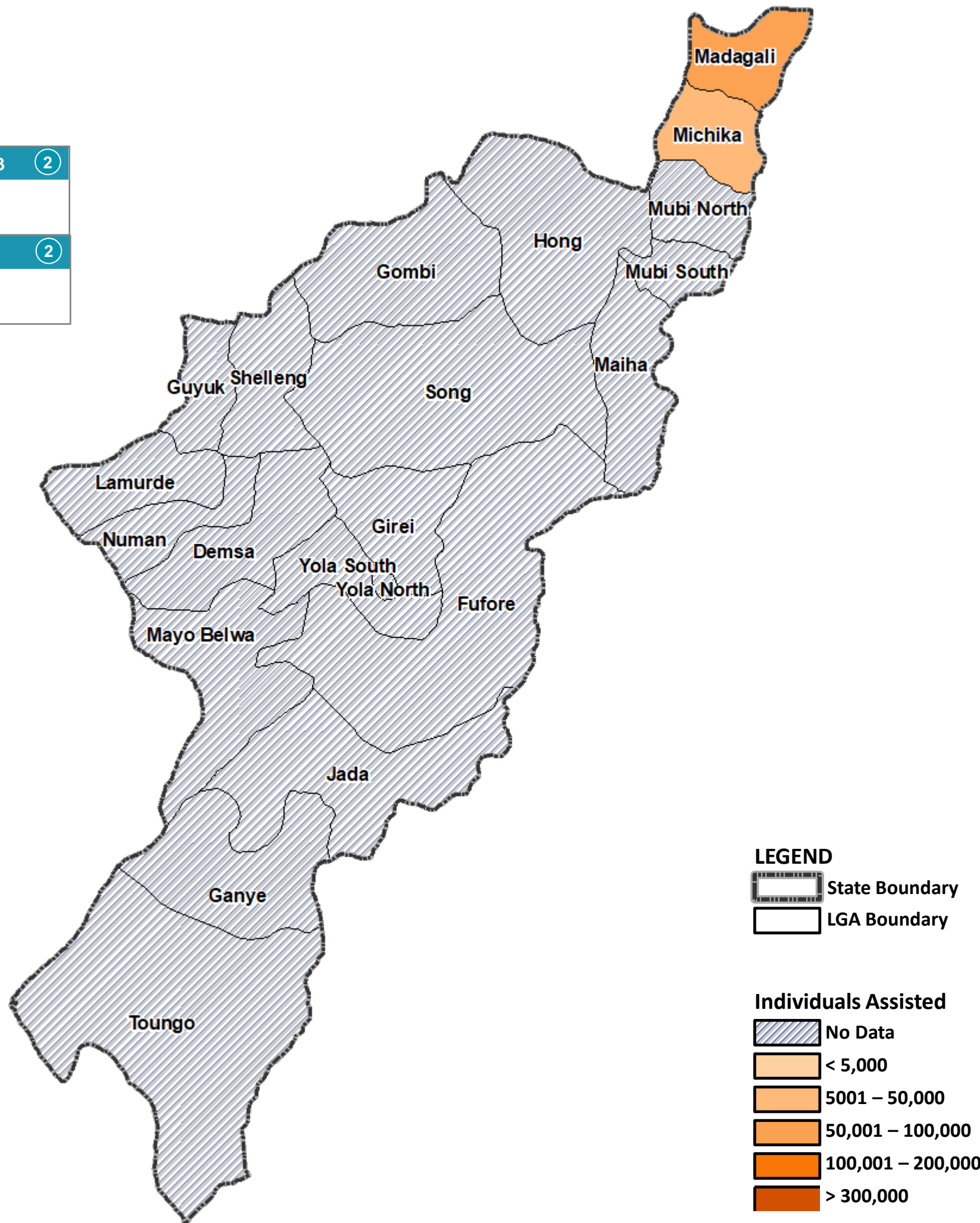
MODALITY

SO1 - FOOD ASSISTANCE

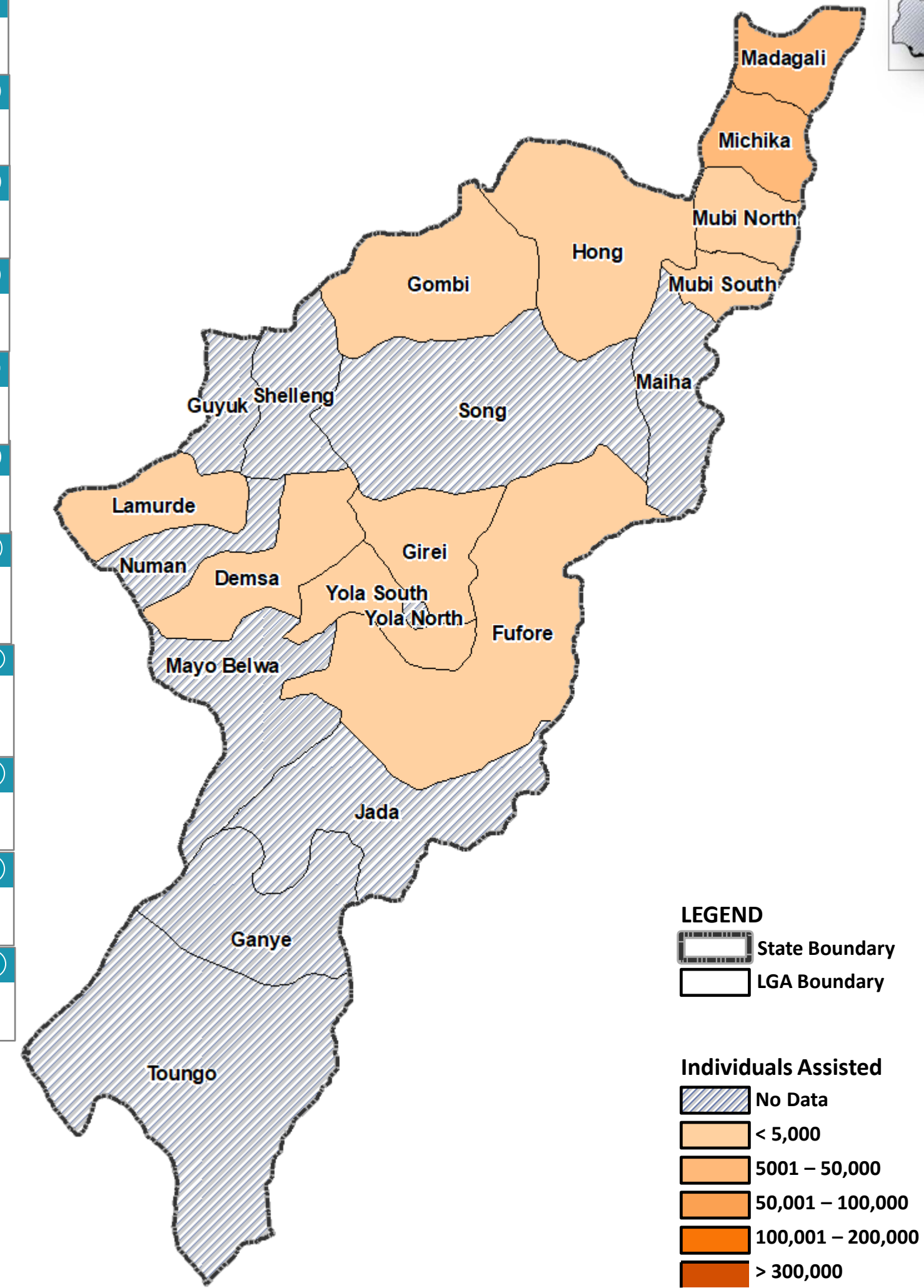
SO2 - AGRICULTURE & LIVELIHOODS



| | |
|--------------------------|---|
| MADAGALI – 64,243 | 2 |
| GZDI*, WFP | |
| MICHIKA – 48,573 | 2 |
| GDZI*, WFP | |



| | |
|--|---|
| DEMSA – 1,326 | 1 |
| IRC | |
| FURORE – 4,474 | 3 |
| IRC, FAO, CSCED* | |
| GIREI – 3,790 | 3 |
| CEER*, FAO, JRS | |
| GOMBI – 750 | 3 |
| FAO, IOM, FOURCi | |
| HONG – 240 | 2 |
| IOM, FOURCi | |
| LAMURDE – 3,920 | 3 |
| CEER*, FA, NRC | |
| MADAGALI – 11,901 | 7 |
| CCFN, JDPC, CBM, JPRM, CEER*, FAO, CEER* | |
| MICHIKA – 6,936 | 8 |
| CRS, CBM, CCDRN*, CCFN, JDPC, JPRM, JRS, FAO | |
| MUBI NORTH – 1,484 | 5 |
| CCFN, CBM, JPRM, JRS, NRC | |
| MUBI SOUTH – 631 | 3 |
| CCFN, CBM, JPRM | |
| YOLA SOUTH – 1,080 | 2 |
| FAO, IOM | |



SO1 PARTNERS



2

SO2 PARTNERS



13

SO1 - ASSISTED



115 K

TOTAL POPULATION ASSISTED IN ADAMAWA STATE



***151K**

SO2 - CUMULATIVELY ASSISTED



36K

| | SO1 | SO2 |
|---------------|------|-----|
| In-Kind | 115K | 32K |
| Cash/Vouchers | - | 4K |

MODALITY