
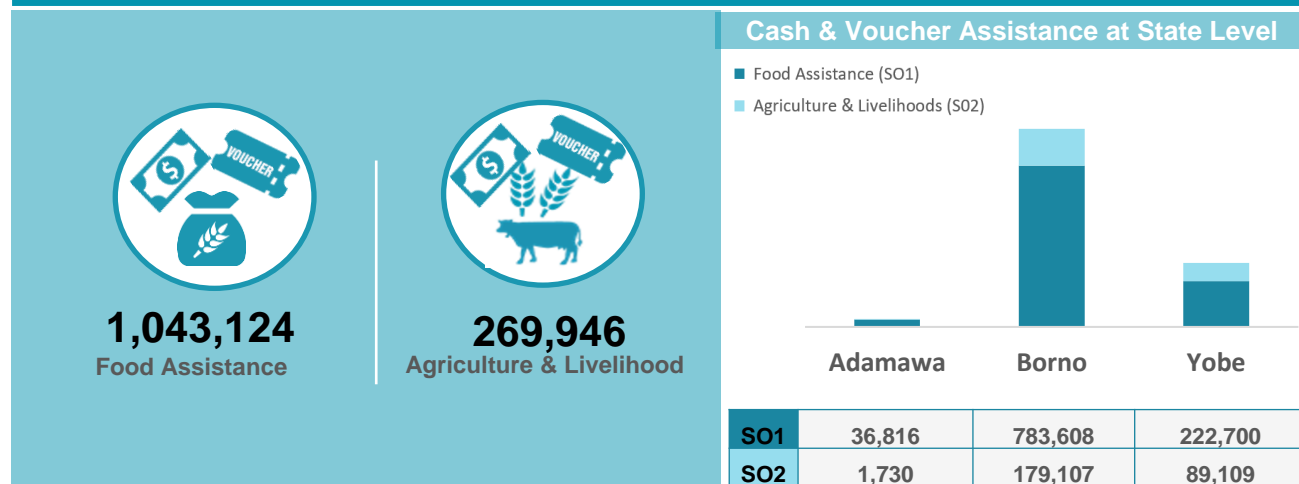
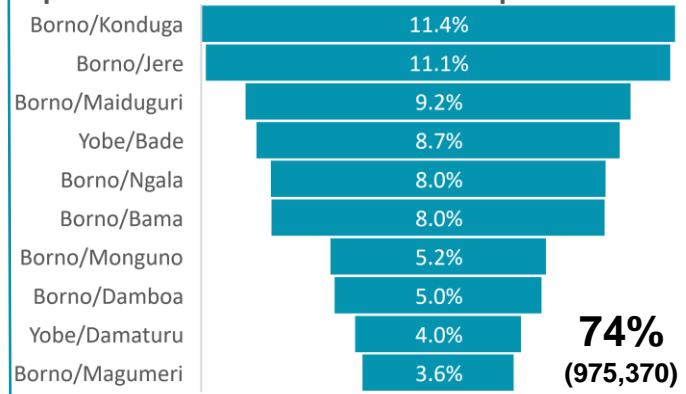


In September 2021, the Food Security Sector assisted 2,493,932 individuals with food assistance (SO1) and 1,195,006 individuals for agriculture & livelihoods (SO2), of whom 42% (1,043,124) and 23%(269,946) received assistance through Cash Voucher Assistance (CVA) for SO1 and SO2 respectively. Thirty-Three organizations, including national and international NGOs and UN agencies, applied various transfer delivery mechanisms, such as cash in hand, mobile money transfers, paper vouchers and electronic vouchers. Borno state hosts the highest caseload, approximately 74% of the CVA beneficiaries, compared to 23% and 3% in Yobe and Adamawa states, respectively.

KEY FACTS & FIGURES ON CASH & VOUCHER ASSISTANCE – as of September 2021



Top 10 of the 30 LGAs with CVA in September 2021



PEOPLE ASSISTED

MODALITY	RESTRICTION/People Assisted	Unconditional	Conditional
RESTRICTION/People Assisted	Restricted	789,936 (60.2%)	231,004 (17.6%)
	Unrestricted	497,485 (37.9%)	1,082,066 (82.4%)
	Hybrid	25,649 (2.0%)	
CONDITIONALITY/People Assisted			

September 2021 CVA INTERVENTION PARTNER PRESENCE MAP

