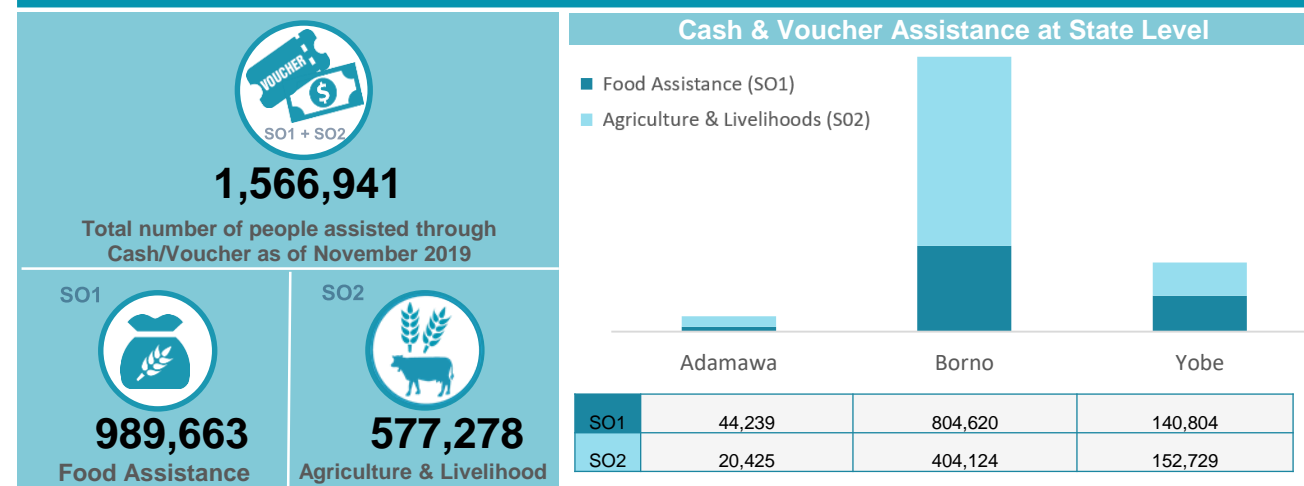


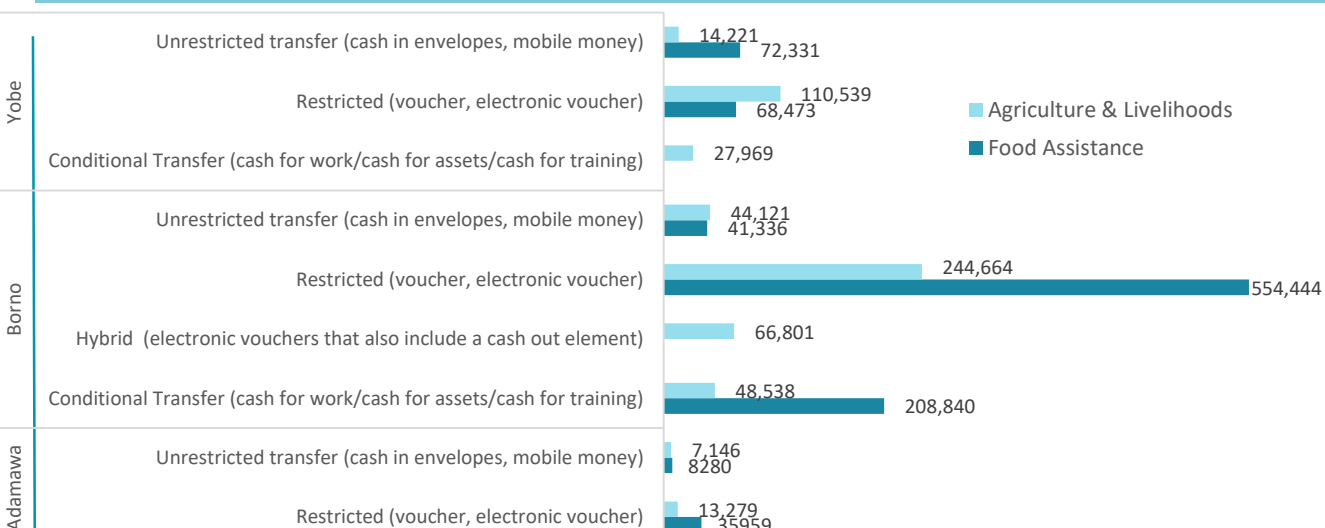


In November 2019, the Food Security Sector assisted **2,869,704** unique individuals, of whom **55% (1,566,941)** received assistance through cash and voucher assistance (CVA). Thirty-two organizations, including national and international NGOs and UN agencies, applied various transfer delivery mechanisms, such as cash in hand, mobile money transfers, paper vouchers and electronic vouchers. Of those assisted with CVA, **63% (989,663)** were under SO1 (Food Assistance) while **37% (577,278)** under SO2 (Agriculture and Livelihoods). Borno state hosts the highest caseload, approximately 77% of the CVA beneficiaries, compared to 19% and 4% in Yobe and Adamawa states, respectively.

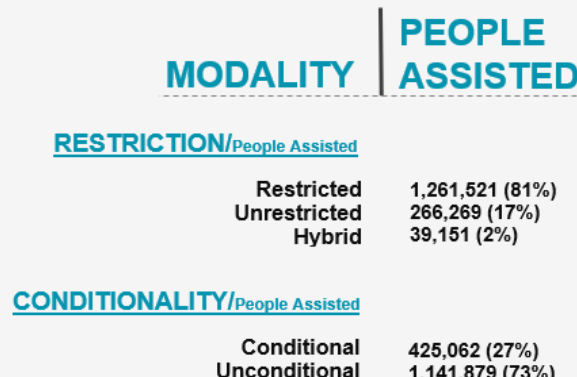
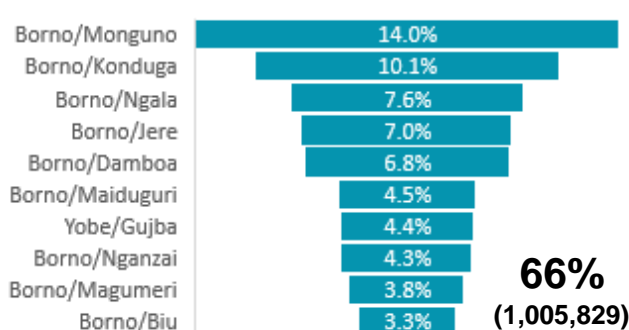
KEY FACTS & FIGURES ON CASH & VOUCHER ASSISTANCE – as of November 2019



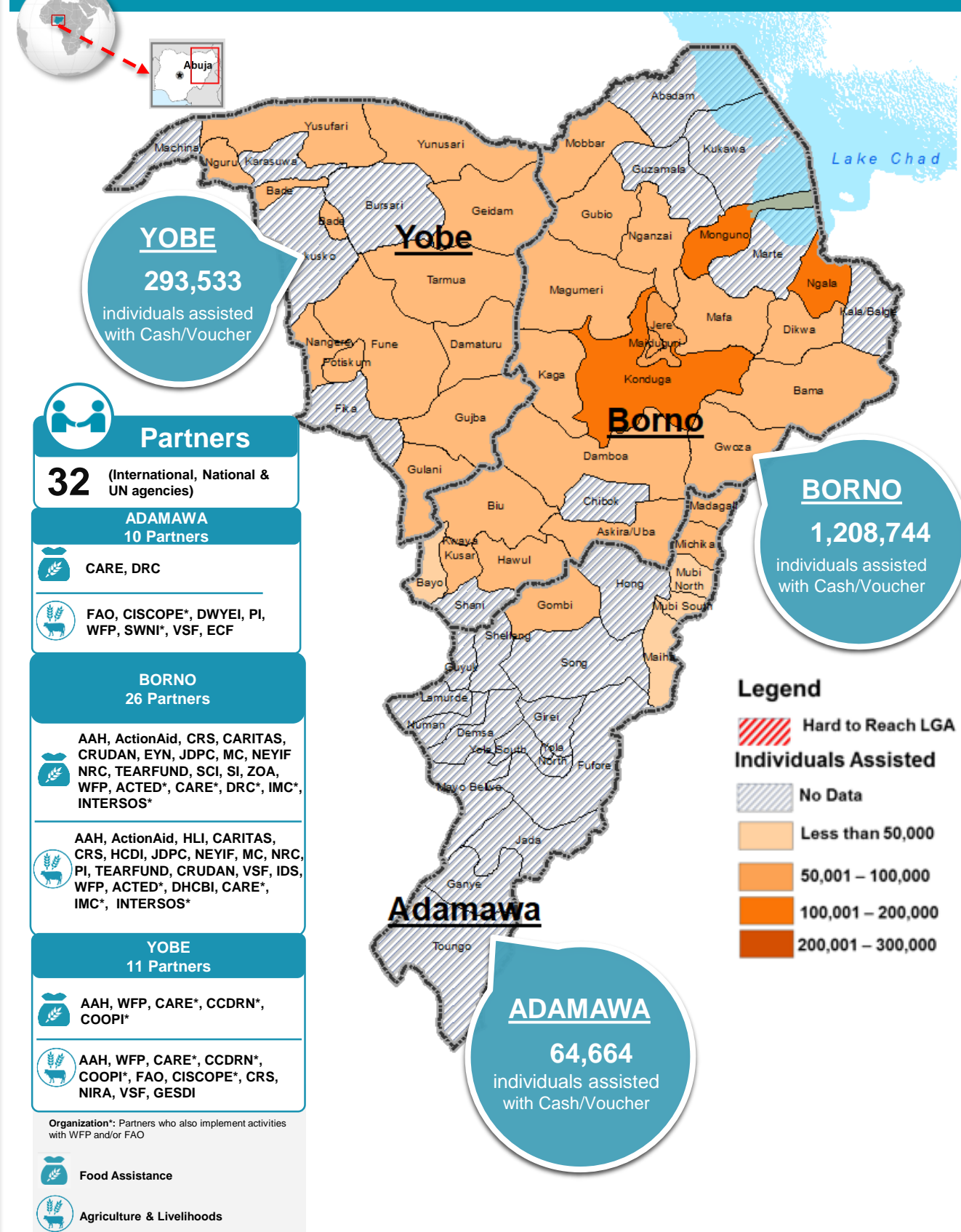
Cash & Voucher Assistance Modalities Used at State Level



Top 10 of the 29 LGAs supported with Cash & Voucher Assistance in November 2019



NOVEMBER 2019 CASH INTERVENTION PARTNER PRESENCE MAP



Sector's online dashboard:

<http://fscluster.org/nigeria> <https://public.tableau.com/profile/ng.food.security.sector#!/vizhome/shared/S4CCXRC39>

Production date: 30 December 2019

Data sources: FSS 5Ws data for November 2019/FSS Partners

Contact: info.nigeria@fscluster.org | Nigeria Food Security Sector

Disclaimer: This dashboard captures information available at the moment of production based on partners' reporting. The boundaries and names shown and the designations used on this map do not imply official endorsement or acceptance by the UN.