

In March 2023, the food security sector assisted 1.4 million people with food assistance and around 117 thousand people with agriculture and livelihoods, of which 85 percent (1,204,126) and 31 percent (35,817) respectively received support, through cash voucher assistance (CVA). A total of 21 organizations, national, and international non-governmental organizations, and UN agencies used various delivery mechanisms such as cash payments, mobile money transfers, paper vouchers, and electronic vouchers. Borno state hosts 90 percent of the CVA beneficiaries, with Yobe state hosting 9 percent and Adamawa state has 1 percent.

## KEY FACTS & FIGURES ON CASH & VOUCHER ASSISTANCE

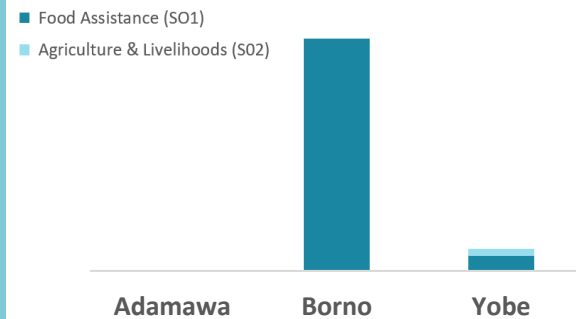


**1,204,126**  
Food Assistance



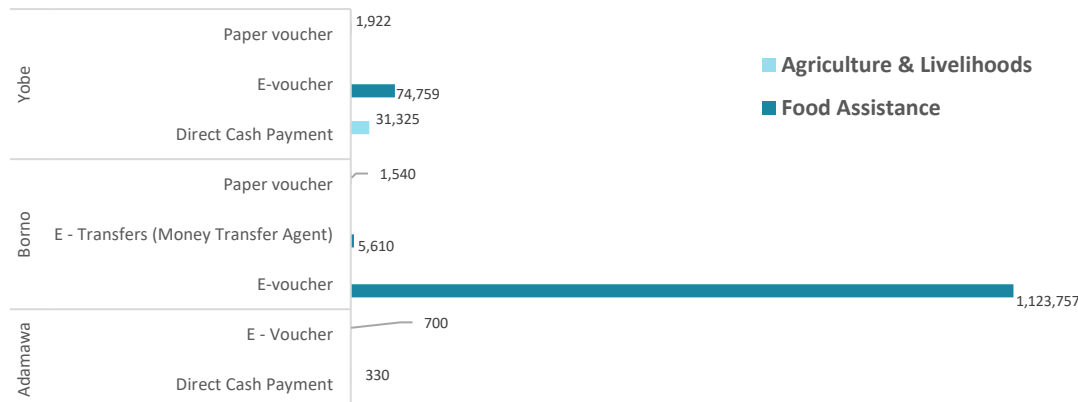
**35,817**  
Agriculture & Livelihood

### Cash & Voucher Assistance at State Level

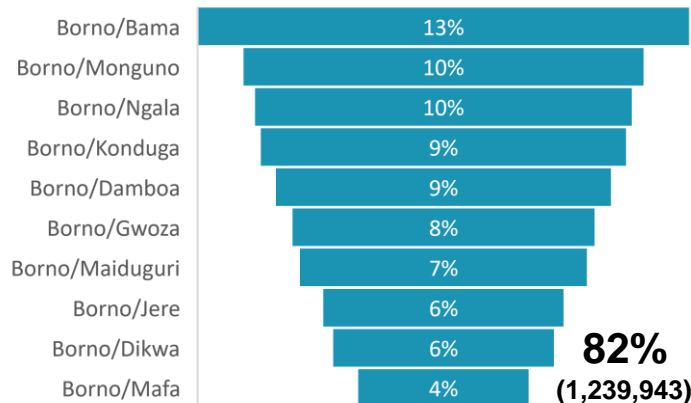


SO	Adamawa	Borno	Yobe
SO1	1,129,367	74,759	33,247
SO2	1,030	1,540	33,247

### Cash & Voucher Assistance Modalities Used at State Level



### Top 10 of the 27 LGAs with Cash Voucher Assistance



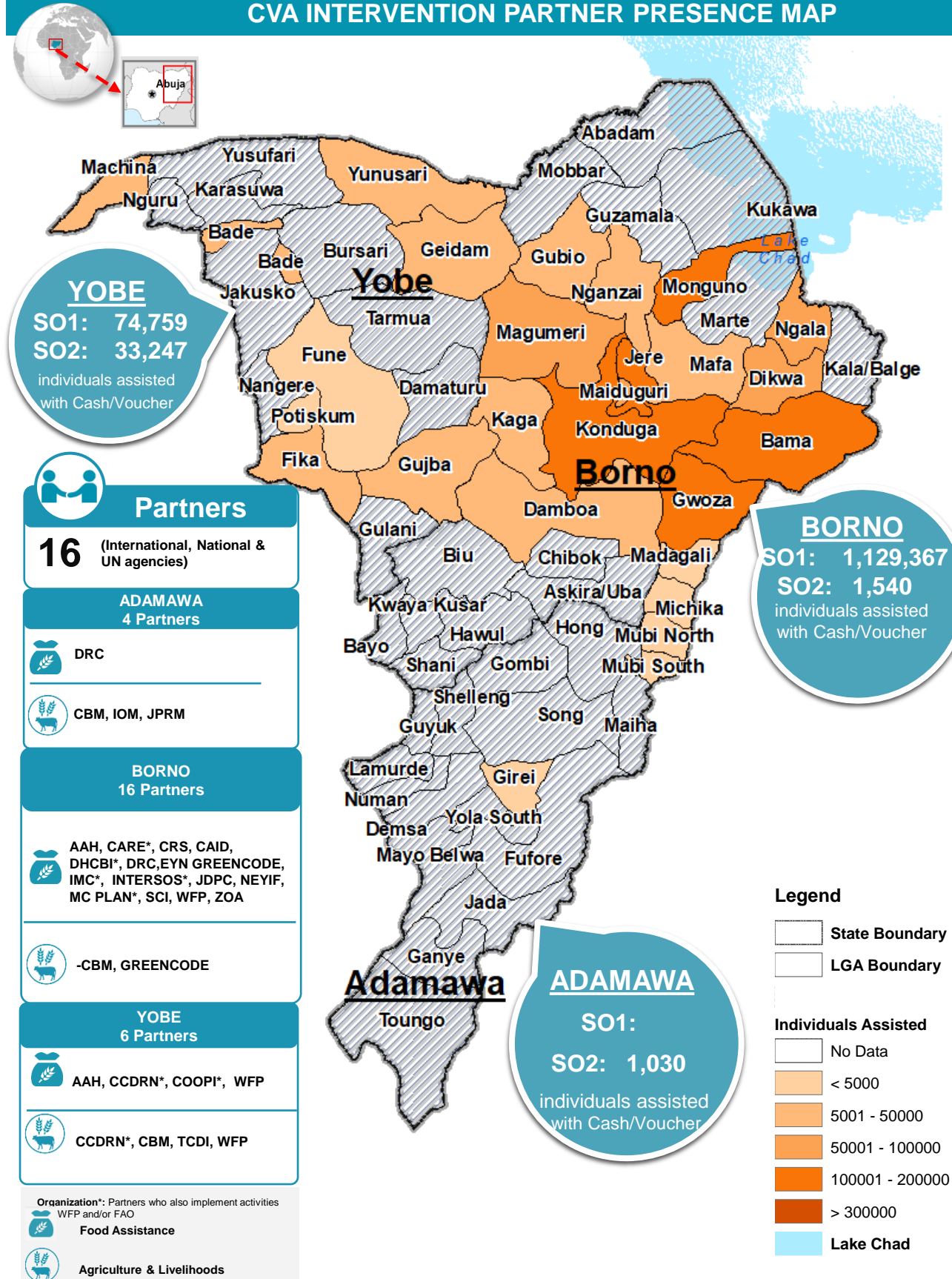
### MODALITY | PEOPLE ASSISTED

DELIVERY MODE/Modality	People Assisted	Percentage
Direct Cash Payment	31,655	2.6%
E-voucher	1,198,516	96.7%
E- Transfers (Money Transfer Agent)	5,610	0.5%
Paper voucher	4,162	0.3%

### CONDITIONALITY/People Assisted

Conditional	33,425 (3%)
Unconditional	1,206,518 (97%)

## CVA INTERVENTION PARTNER PRESENCE MAP



Sector's online dashboard:

<http://fscluster.org/nigeria> Nigeria, North East Food Security Sector Dashboard

Production date: 1 May 2023  
Data sources: FSS 5Ws data for March 2023/FSS Partners  
Contact: [info.nigeria@fscluster.org](mailto:info.nigeria@fscluster.org) | Nigeria Food Security Sector

**Disclaimer:** This dashboard captures information available at the moment of production based on partners' reporting. The boundaries and names shown, and the designations used on this map do not imply official endorsement or acceptance by the UN.