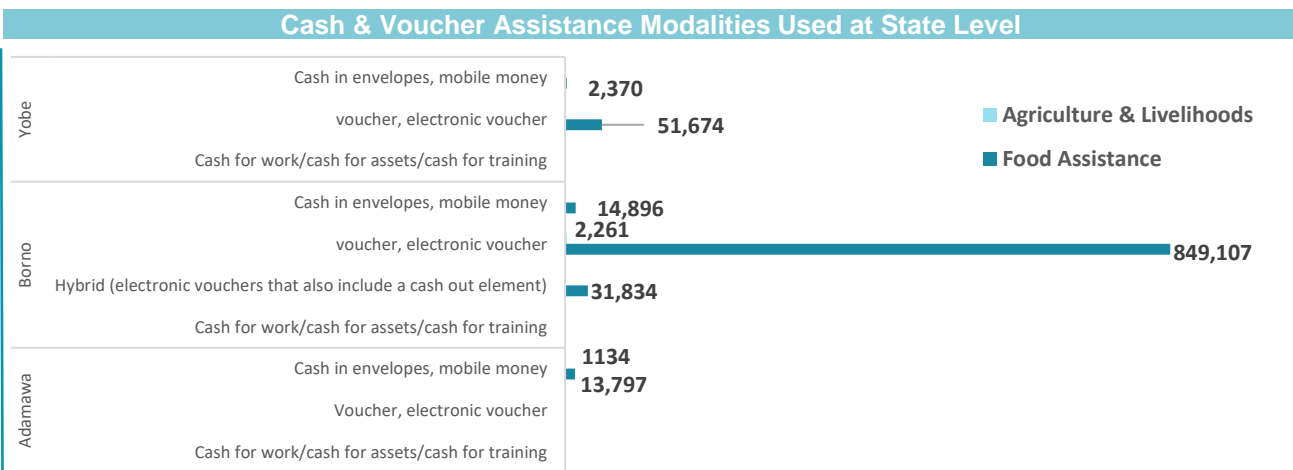
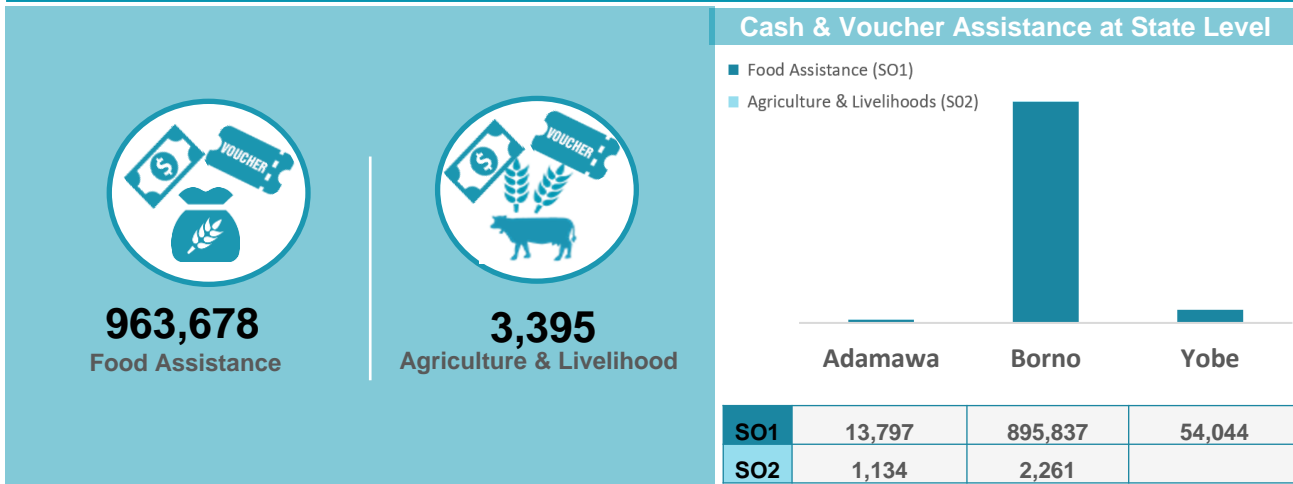
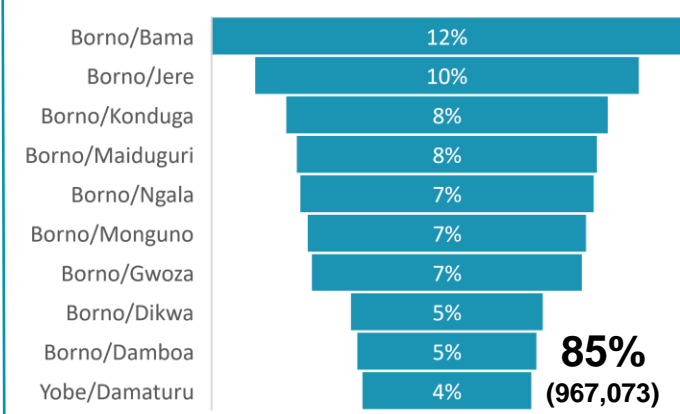


In January 2022, the Food Security Sector assisted 1,220,000 individuals with food assistance (SO1) and 212,480 individuals for agriculture & livelihoods (SO2), of whom 79% (936,678) and 2% (3,395) received assistance through Cash Voucher Assistance (CVA) for SO1 and SO2 respectively. Eighteen organizations, including national and international NGOs and UN agencies, applied various transfer delivery mechanisms, such as cash in hand, mobile money transfers, paper vouchers, and electronic vouchers. Borno state hosts the highest caseload, approximately 93% of the CVA beneficiaries, compared to 6% and 2% in Yobe and Adamawa states, respectively.

KEY FACTS & FIGURES ON CASH & VOUCHER ASSISTANCE – as of January 2022



Top 10 of the 19 LGAs with CVA in January 2022



MODALITY	PEOPLE ASSISTED
DELIVERY MECHANISM/People Assisted	
eTransfer	23,905 (2%)
eVoucher	578,851 (60%)
Mixed (eVoucher and Cash Transfer)	31,834 (3%)
Mobile Voucher	315,217 (33%)
Money Transfer Agent	17,266 (2%)
CONDITIONALITY/People Assisted	
Conditional	3,395 (0%)
Unconditional	963,678 (100%)

January 2022 CVA INTERVENTION PARTNER PRESENCE MAP

