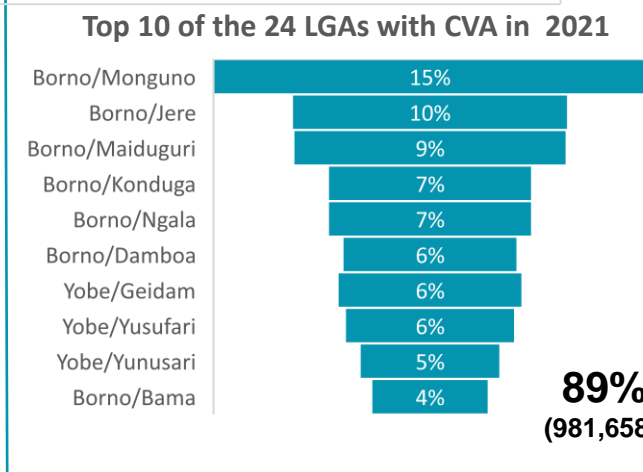
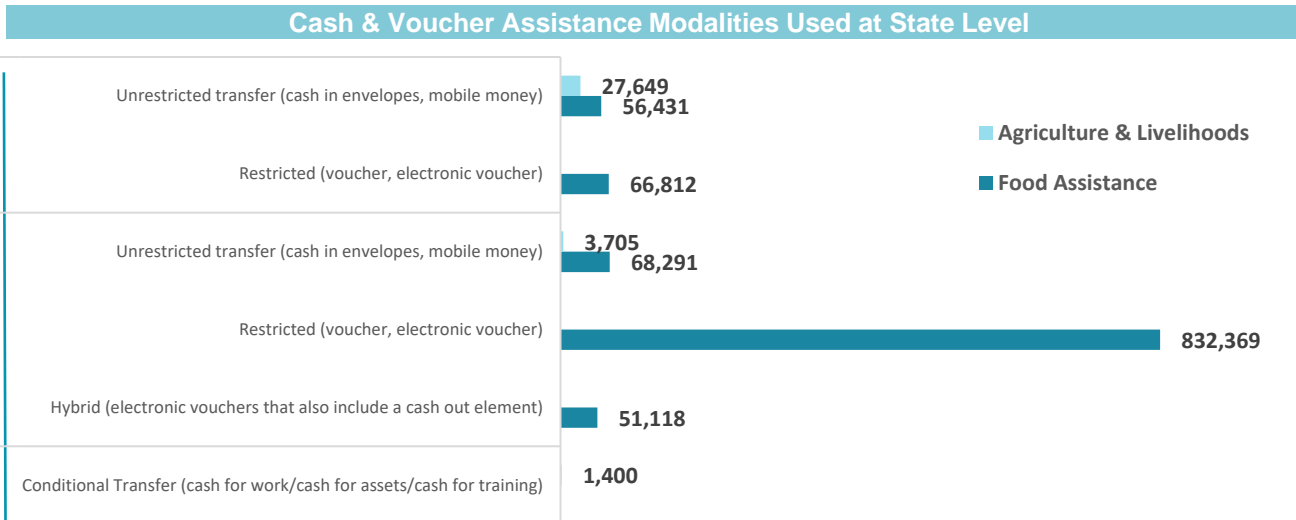
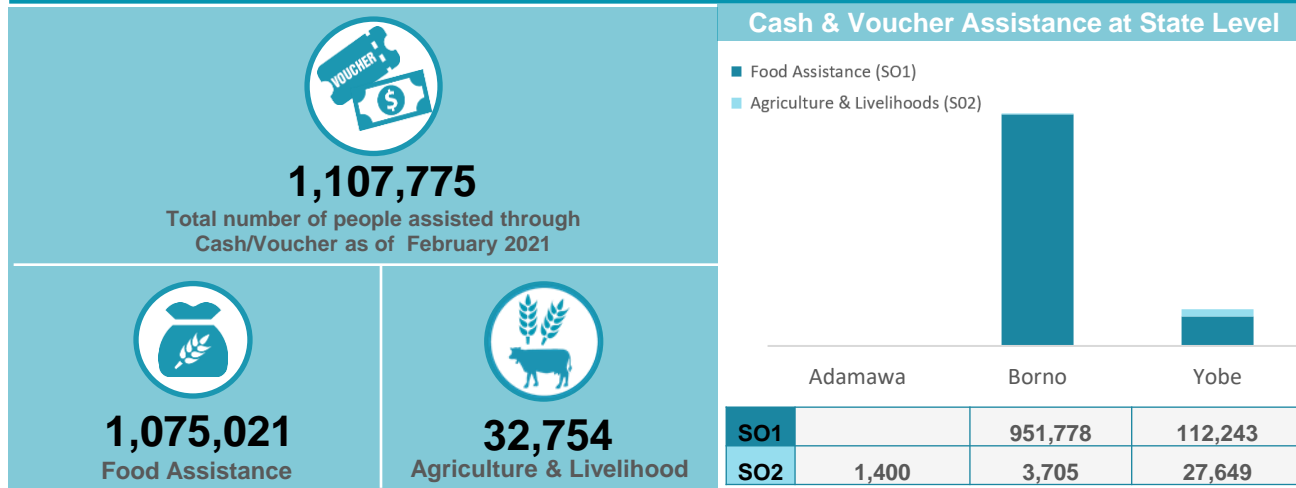


In February 2021, under SO1 (Food Assistance), 52% (1,075,021) were reached through Cash Voucher Assistance (CVA) and under SO2 (Agric Livelihoods), 2% (32,754) were reached through CVA. Twenty-five organizations, including national and international NGOs and UN agencies, applied various transfer delivery mechanisms, such as cash in hand, mobile money transfers, paper vouchers and electronic vouchers. Borno state hosts the highest caseload, approximately 86% of the CVA beneficiaries, compared to 13% and 0.1% in Yobe and Adamawa states, respectively.

KEY FACTS & FIGURES ON CASH & VOUCHER ASSISTANCE – as of February 2021



MODALITY	RESTRICTION/People Assisted	PEOPLE ASSISTED
RESTRICTION	Restricted	900,581 (81%)
	Unrestricted	156,076 (14%)
	Hybrid	51,118 (5%)
CONDITIONALITY	Conditional	27,141 (2%)
	Unconditional	1,080,634 (98%)

FEBRUARY 2021 CVA INTERVENTION PARTNER PRESENCE MAP

