

In August 2021, the Food Security Sector assisted 2,332,064 individuals with food assistance (SO1) and 1,167,125 individuals for agriculture & livelihoods (SO2), of whom 41% (946,022) and 22%(258,556) received assistance through Cash Voucher Assistance (CVA) for SO1 and SO2 respectively. Thirty-three organizations, including national and international NGOs and UN agencies, applied various transfer delivery mechanisms, such as cash in hand, mobile money transfers, paper vouchers and electronic vouchers. Borno state hosts the highest caseload, approximately 74% of the CVA beneficiaries, compared to 23% and 3% in Yobe and Adamawa states, respectively.

KEY FACTS & FIGURES ON CASH & VOUCHER ASSISTANCE – as of August 2021

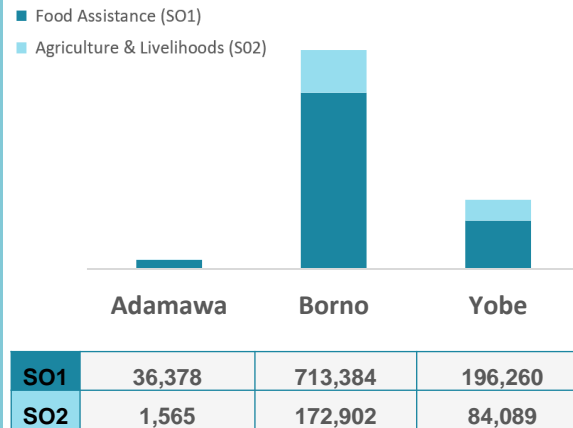


946,022
Food Assistance

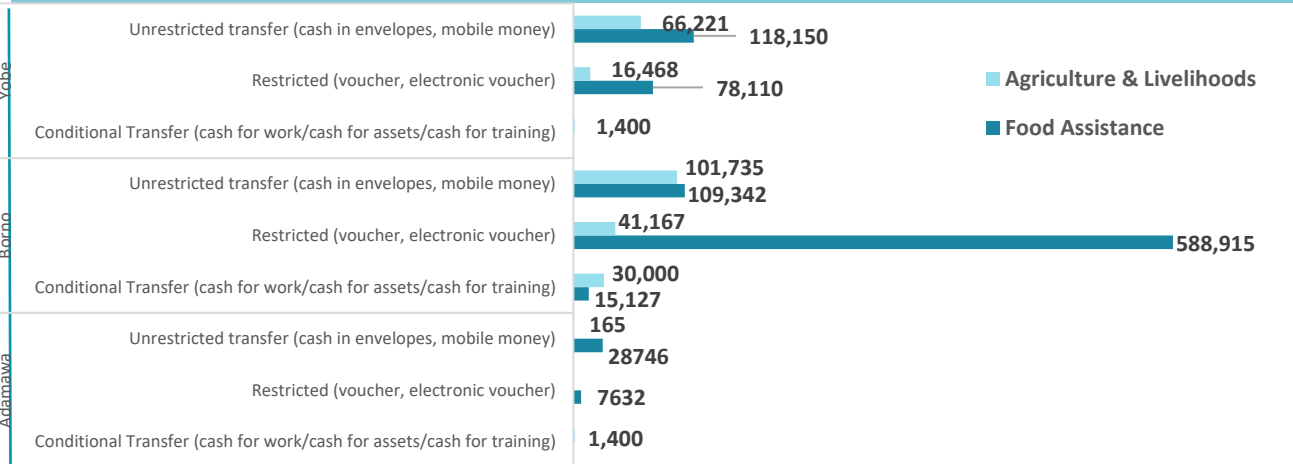


258,556
Agriculture & Livelihood

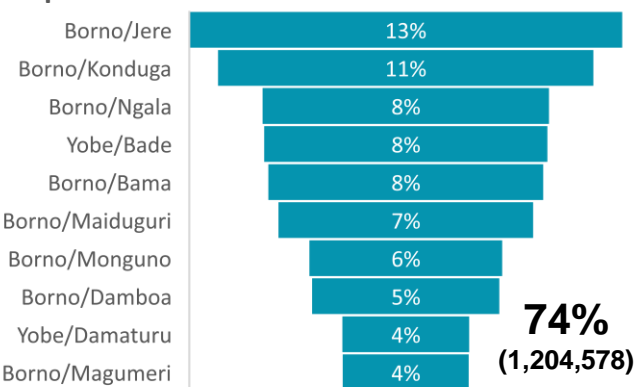
Cash & Voucher Assistance at State Level



Cash & Voucher Assistance Modalities Used at State Level

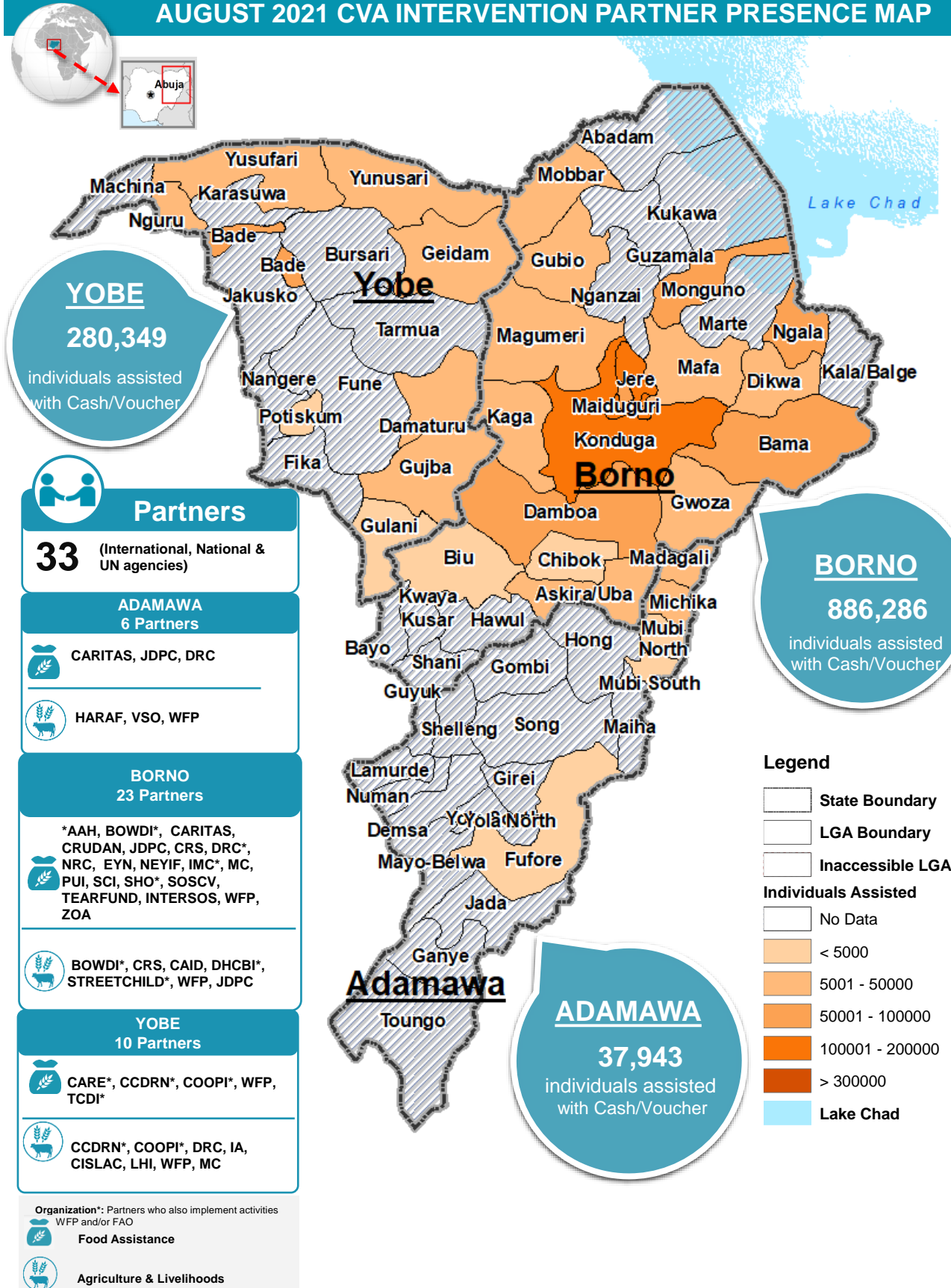


Top 10 of the 24 LGAs with CVA in June 2021



MODALITY	RESTRICTION/People Assisted	PEOPLE ASSISTED
RESTRICTION	Restricted	742,448 (62%)
	Unrestricted	462,130 (38%)
CONDITIONALITY	Conditional	222,312 (18%)
	Unconditional	982,266 (82%)

AUGUST 2021 CVA INTERVENTION PARTNER PRESENCE MAP



Sector's online dashboard:

<http://fscluster.org/nigeria> [Nigeria, North East Food Security Sector Dashboard](#)

Production date: 30 September 2021
Data sources: FSS 5Ws data for August 2021/FSS Partners
Contact: info.nigeria@fscluster.org | Nigeria Food Security Sector

Disclaimer: This dashboard captures information available at the moment of production based on partners' reporting. The boundaries and names shown, and the designations used on this map do not imply official endorsement or acceptance by the UN.