



In April 2022, the Food Security Sector assisted 1,098,363 individuals with food assistance (SO1) and 299,122 individuals for agriculture & livelihoods (SO2), of whom 72% (787,208) and 2% (5,373) received support through Cash Voucher Assistance (CVA) for SO1 and SO2 respectively. Fifteen organizations, including national and international NGOs and UN agencies, used different transfer delivery mechanisms, such as cash in hand, mobile money transfers, paper vouchers, and electronic vouchers. Borno state hosts the highest caseload, approximately 90% of the CVA beneficiaries, compared to 10% and 1% in Yobe and Adamawa states, respectively.

KEY FACTS & FIGURES ON CASH & VOUCHER ASSISTANCE – as of April 2022

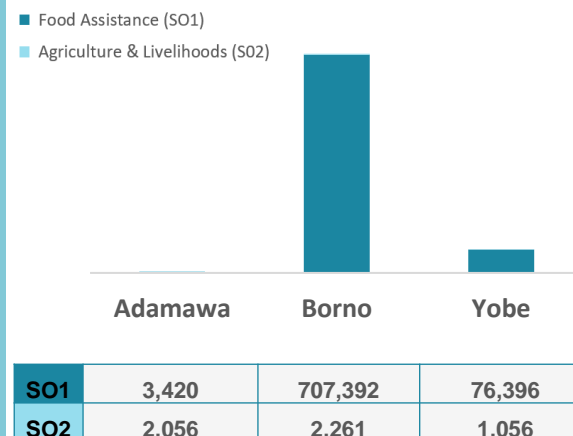


787,208
Food Assistance

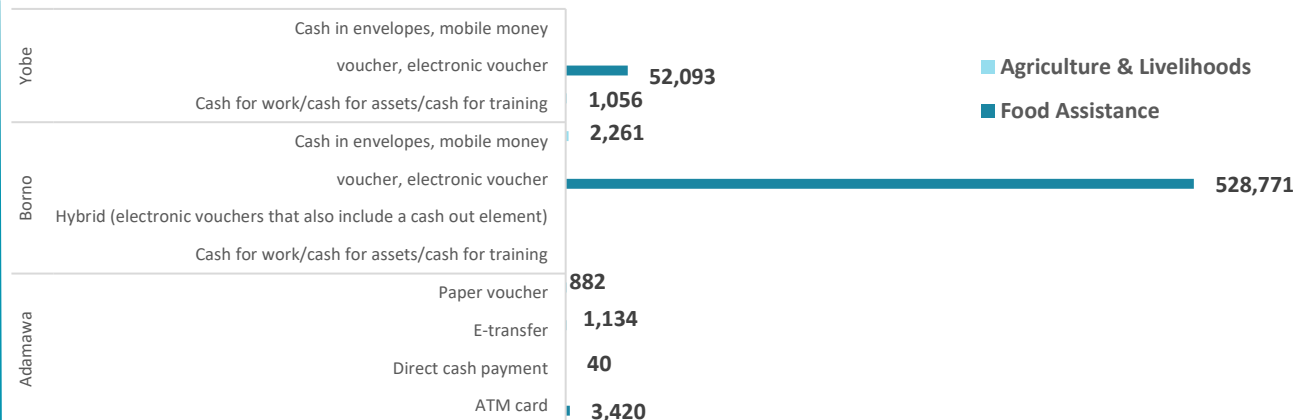


5,373
Agriculture & Livelihoods

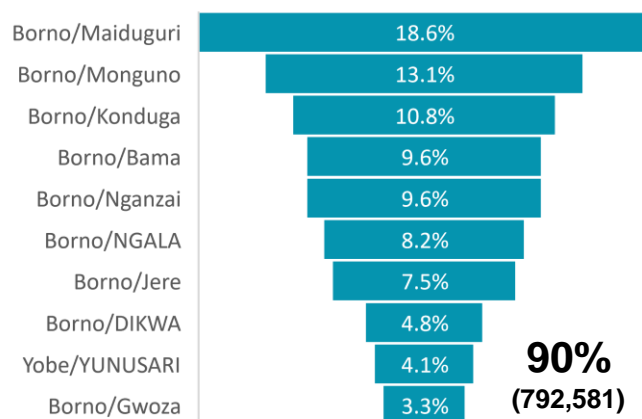
Cash & Voucher Assistance at State Level



Cash & Voucher Assistance Modalities Used at State Level



Top 10 of the 17 LGAs with CVA in April 2022



90%
(792,581)

MODALITY | PEOPLE ASSISTED

RESTRICTION/People Assisted

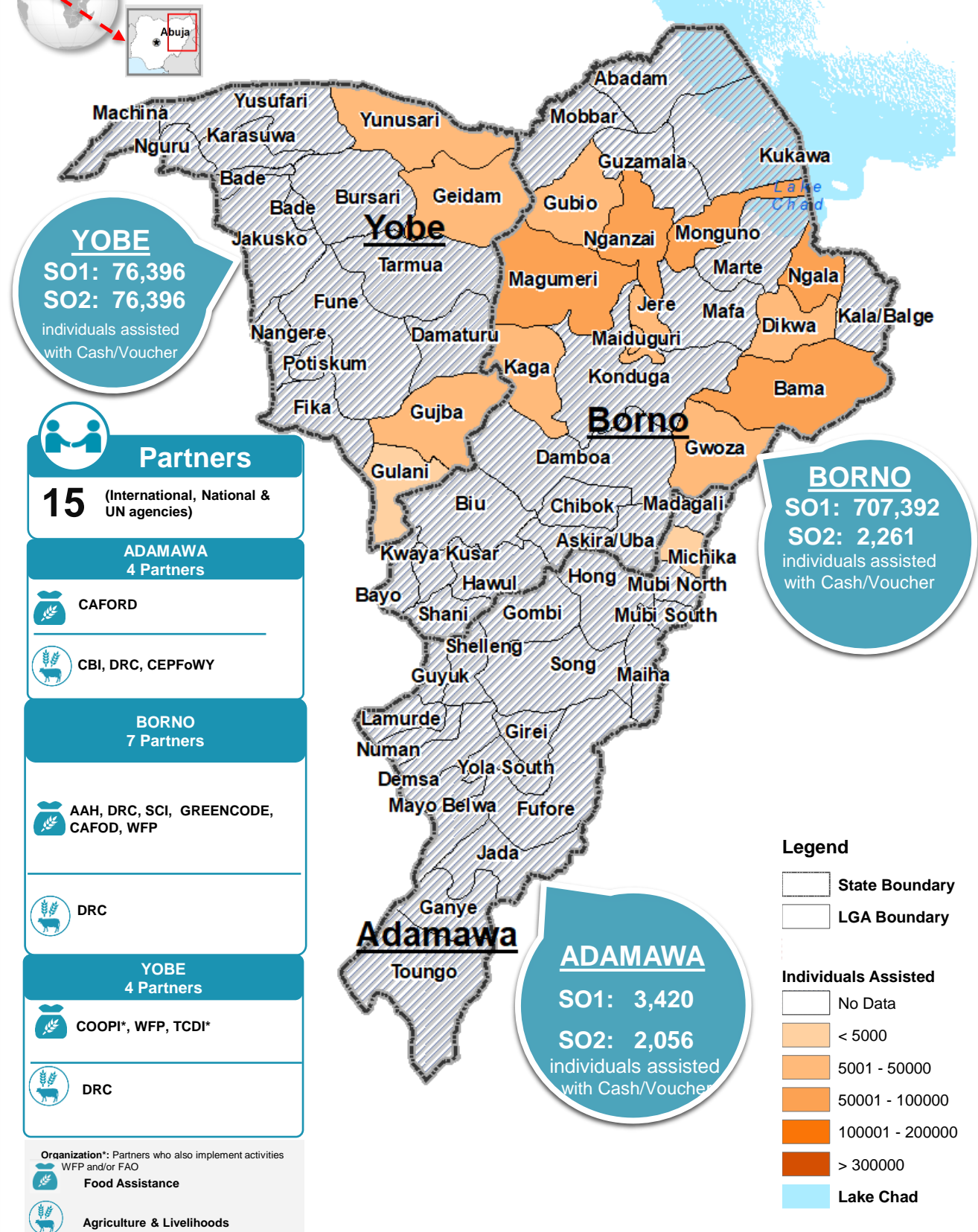
Food and Cash Vouchers 761,588 (96%)
Food/Cash for work/assets 1,096 (0%)
Multi-purpose cash (MPC) 29,897 (4%)

CONDITIONALITY/People Assisted

Conditional 53,451 (7%)
Unconditional 739,130 (93%)



April 2022 CVA INTERVENTION PARTNER PRESENCE MAP



Sector's online dashboard:

<http://fscluster.org/nigeria> [Nigeria, North East Food Security Sector Dashboard](#)

Production date: 31 May 2021

Data sources: FSS 5Ws data for April 2022/FSS Partners

Contact: info.nigeria@fscluster.org | Nigeria Food Security Sector

Disclaimer: This dashboard captures information available at the moment of production based on partners' reporting. The boundaries and names shown, and the designations used on this map do not imply official endorsement or acceptance by the UN.