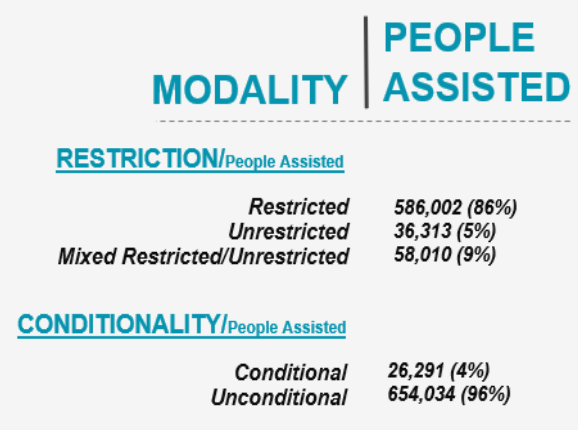
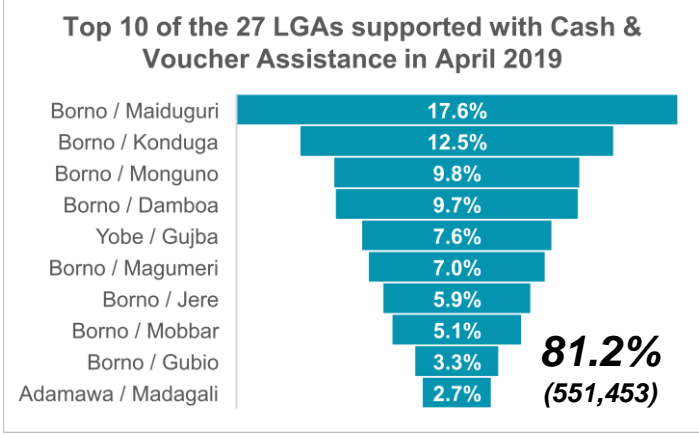

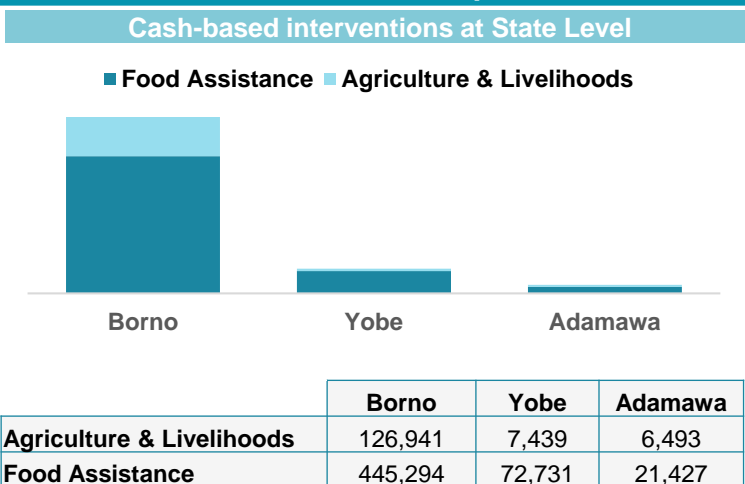
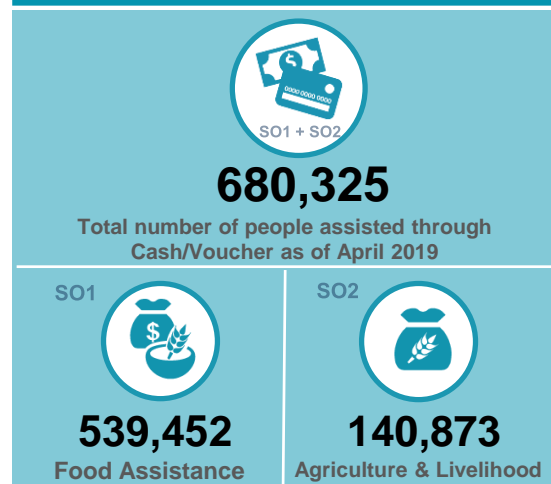




In April 2019, the Food Security Sector assisted **1,401,047** unique individuals, of whom nearly **49% (680,325)** received assistance through cash transfer programming (CTP). Twenty-four organizations, including national and international NGOs and UN agencies, applied various transfer delivery mechanisms, such as cash in hand, mobile money transfers, paper vouchers and electronic vouchers. Of those assisted with CTP, **79% (539,452)** were under SO1 (Food Assistance) while **21% (140,873)** under SO2 (Agriculture and Livelihoods). Borno state hosts the highest caseload, approximately 84% of the CTP beneficiaries, compared to 12% and 4% in Yobe and Adamawa states, respectively

KEY FACTS & FIGURES ON CASH RESPONSES – as of April 2019



APRIL 2019 CASH INTERVENTION PARTNER PRESENCE MAP

