

Livelihoods Need Assessment Report

Majz District- Sada`a



OXFAM YEMEN

MEAL Dept.

August,2022

Contents

Acronyms 2

1. SITUATION OVERVIEW AND INTRODUCTION: 5

2. OBJECTIVE..... Error! Bookmark not defined.

3. METHODOLOGY..... Error! Bookmark not defined.

4. Limitation of the FRNA Error! Bookmark not defined.

5. KEY FINDING..... Error! Bookmark not defined.

5.1 Household Profile Error! Bookmark not defined.

5.2. SHELTER:..... Error! Bookmark not defined.

5.2.1. Shelter status: Error! Bookmark not defined.

5.3. FOOD SECURITY:..... Error! Bookmark not defined.

5.3.1. Food stock: Error! Bookmark not defined.

5.3.2. Food Sources: Error! Bookmark not defined.

5.4. MARKET AND LIVELIHOODS ACCESS Error! Bookmark not defined.

5.4.1. Access to livelihoods assets: Error! Bookmark not defined.

5.7. PROTECTION Error! Bookmark not defined.

5.5.1. Feeling safe in living place: Error! Bookmark not defined.

5.7.2. Protection issues: Error! Bookmark not defined.

5.7.3. Access to basic services: Error! Bookmark not defined.

5.7.4. Barriers to Access of Basic Services: Error! Bookmark not defined.

5.7.7. Most affected vulnerable people by obstacles / barriers to access services: Error! Bookmark not defined.

8.1. Shelters and NFIs: Error! Bookmark not defined.

8.2. Food Security: Error! Bookmark not defined.

8.3. livelihood and Marketing: Error! Bookmark not defined.

8.4. Health and Nutrition: Error! Bookmark not defined.

8.5. WASH: Error! Bookmark not defined.

6.6. Protection: Error! Bookmark not defined.

10. Annex: Error! Bookmark not defined.

Acronyms

HHs Households

IDPs Internally Displacement Peoples

KII Key Informant Interview

WFP World Food Programme

HNO Humanitarian Needs Overview

EFSVL Emergency Food Security and Vulnerable Livelihood

FLNA Flood Livelihoods and protection Needs Assessment

NFIs None-Food Items

OCHA Organization of Coordination Humanitarian Assistant

WFP World Food Programme

YER Yemeni Rial

CBPN community Based protection Network

CHVs community Health Volunteers

Key Findings

Executive Summary

- **Most of the assessed HHs rely on food assistance for their livelihood. In total, 10% are not participating in any food assistance.**
- **Meanwhile, 75% of the host communities depend on agricultural production as their primary economic activity, and 10% are involved in petty trade. 10% people lack access to capital to expand businesses.**
- **Food scarcity among the family and the host communities are driving prices of essential food items. communities have resulted in reducing meals and relying on less expensive foods to cope with the situation.**
- **HHs are mainly concerned about the reduction in the quantity of food distributed by World Food Programme (WFP) while the host communities are particularly worried about the scarcity of food in the markets causing inflation of prices of staple food such as cassava flour which doubled in price since December 2016.**
- **Most of the IDPs and host communities (44% and 51% respectively) have a primary level of education only, Most employment opportunities accessible to the majority is mainly casual labor**
- **Most people are unskilled and unable to take advantage of economic activities on offer. most demanded skills for men were Agriculture and sheep breeding in areas far from urban areas and close to markets, , for women, the most skill demanded was by tailoring.**

CONTENT SUMMARY

Brief Description: This practical guide to Food Security and Livelihoods (FSL) assessments provides the technical explanation and operational details required to lead a comprehensive or rapid FSL assessment.

Uses: The document shows field workers how to implement an FSL assessment. Its purpose is to gather data on the FSL situation of a crisis-affected population in order to identify appropriate responses. An FSL assessment will answer a number of key questions, including:

- What has been the impact of the crisis on the zone?
- Which groups are at risk? Where? When? Why?
- What type of response is required to assist these groups?
- How much assistance is required? How much assistance is provided by others?
- How should beneficiaries be selected?
- When should assistance be provided and for how long?
- What results are we seeking to obtain with our response?

SITUATION OVERVIEW AND INTRODUCTION:

Inflation trends driving the current cost of living crisis are compounding the negative socioeconomic impact caused by the COVID-19 pandemic and the economic crisis the country is facing. People in the Sada`a are confronted with this major crisis as they continue to face challenges in earning a living and meeting their critical needs because of the pandemic and the economic crisis the country is facing. Oxfam MEAL team with EFSVL Team, Sada`a Majz District Food Security and Livelihoods Impact Survey to gather data on people's livelihoods, access to markets and food security, and provide snapshots of these impacts over time. in Aug 2022. The interactive dashboard provides quick access to the findings for all Majz District across all survey.

Sa`ada considered among the most heavily bombed governorates in the country: where airstrikes frequently hit non-military targets (residential areas, farms, main roads, mosque, and clinics, etc.), and usually causing civilian casualties and impacting the local population,¹ and leading to severe access restrictions and displacement. Since 2015, Sa`ada has been among the most affected governorate in Yemen in terms of airstrikes, civilian casualties and fatalities. Razih, Monnabih, and Baqim have registered the highest numbers of fatalities since 2017 in Sa`ada and the highest impact on civilian structures, particularly civilian houses and farms. The most important drivers of protection need in these areas are protracted conflict, multiple and repeated instances of displacement, and tribal and cultural dynamics: conflict has been driving protection needs in Sa`ada much longer than in the rest of the country, with conflict dating back to 2006 resulting in displaced people and destroyed assets. While the protracted fighting is the primary driver of food insecurity, poverty and consequent negative coping mechanisms.² Magz district located on the frontline at the border areas of Sa`ada Governorate with the Saudi Arabia, and it considered as one of the areas of most displacement for the IDPs who flee from conflict areas to it. Magz district inhabits a population of 115,450 individuals with 12,000 individuals internally displaced persons. IDPs are gathered in different areas within Magz district such as (Dhahyan, Fallah, Jemelah and Bani Huthafah and Sarah Village and all Majz district areas).

Conflict, displacement, and economic decline are placing severe pressure on essential basic services and the institutions that provide them, pushing them towards total collapse. Humanitarian programmes in Yemen are predicated on an assumption of at least minimal functionality of state services in key sectors like health, water, education and social protection. However, growing evidence points to imminent institutional collapse across large swathes of the country.

Its worthy to mention that displacement driven needs in Sa`ada are considered severe due to repeated waves of displacement, which has exhausted the financial resources and coping mechanisms of the population. However, specific information on the humanitarian conditions and needs of the affected population is not available. Due to deep poverty and the depletion of assets as a result of the protracted Sa`ada wars, some of the most impoverished groups have not had the resources to flee the current conflict and continue to live in areas with a high risk of airstrikes and shelling. The high prevalence of multiple displacements puts a particular strain on the population's psychological health, livelihoods, and overall mobility. IDPs and host communities often cannot access basic health or psychosocial services due to heavy bombing and the consequent lack of transportation.

In 2007, Sa'ada recorded one of the lowest prevalence of poverty in Yemen, but after more than a decade of repeated fighting it has become one of the poorest governorates, with 85.4% of the population living below the poverty line (ACAPS 12 April 2019). While, according to IPC Food security Analysis in July 2019, it indicates that the area suffers acute food insecurity and is characterized by active fighting. It suffers access restrictions that affect coverage of humanitarian food assistance, access to markets, and constant population displacements. Currently, only one (1) agency is working on food security in Majz district with funding from WFP for general food distribution. Hence there are huge gaps to cover the humanitarian needs in Magaz district.

Assessing and selecting the beneficiaries for resilience and sustainable livelihood support (small businesses and marketable skills development through tailored and community engagement process, with special focus on supporting and prioritizing most vulnerable groups: (PWD, minority groups "Muhamasheen", persons with specific needs, female-headed households, vulnerable children exposed to neglect, abuse, violence and exploitation, or at

Working on providing agricultural inputs and livestock support along with capacity building and coaching sessions for increased resilience of small-scale vulnerable farmers.

Objectives:

The specific objectives of the assessment are:

- To estimate the population that is likely to be food insecure in the 2022/23 consumption year, their geographic distribution and the severity of their food insecurity.
- To determine the coverage of humanitarian and developmental interventions in the assess areas .
- To determine the effects of shocks experienced by communities on food and nutrition security.
- To measure household resilience and identify constraints to improving their resilience.
- To identify early recovery needs in order to determine short to long-term recovery strategies.
- To identify development priorities for communities.

Tool Components: The core technical components of the FSL assessment guide include the following:

- Conceptual framework
- Gathering information
- Sampling and assessment planning
- Core components of a food security & livelihood assessment
- Analyzing results
- Identifying solutions
- Disseminating information

METHODOLOGY

Study design

The study adopted a cross-sectional study design; using data collection techniques that comprised both quantitative and qualitative participatory approach methodologies to provide information on the existing livelihoods, food security situation and gaps in livelihoods of IDPs and the host communities of Majz district.

Primary was collected from identified respondents whereas qualitative data was collected from identified key informants through in-depth interviews with heads of household and Focus Group Discussions (FGD) with various stakeholder groups. Quantitative data was collected through a household survey among adult-targeted respondents

Content

livelihoods need assessment – DGD Aug 2022

A random sampling approach was carried out for this need assessment study. the random sample size was drawn for each IDP camp based on the recorded number of total populations in the assessed camps with a 90 % level of confidence and 10% margin of error in 8 villages in Majz district.

The need assessment tools utilized a semi-structured approach combining both quantitative (HH interviews) and qualitative (FGD and KII) as shown in the below tables, 54 HH interviews were conducted within the targeted households from 8 villages, beside a total of 13 FGDs and 12 KII were carried out under multi sectors (food security, livelihood, and Protection) as per table below. The Data were collected in Aug 2022, Need Assessment survey was done by the OXFAM team with 3 enumerators who were trained and overseen by the OXFAM MEAL team closely.

The raw data was cleaned and extracted to an Excel workbook for analysis, Additionally, a series of frequencies, counts, and other statistical methods were utilized in the analysis to ensure data quality and integrity.

Need Assessment Sampling

<i>survey type</i>	<i>#HH</i>	<i>Male</i>	<i>Female</i>	<i>%</i>
HH interviews	54	33	21	68%
KII	13	9	4	16%
FGD	12	12	0	15%

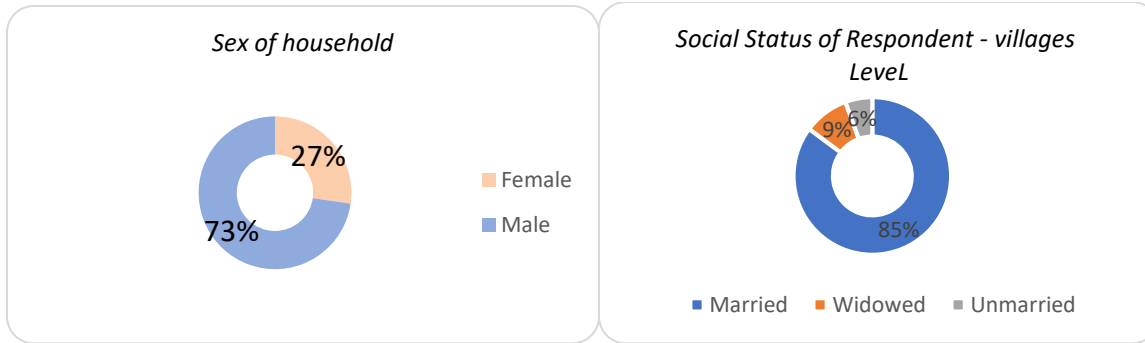
Household Interviews - Sample Size

<i>Governorate</i>	<i>District</i>	<i>Sub-district</i>	<i>#HH</i>	<i>Male</i>	<i>Female</i>	<i>%</i>
Sada`a	Majz	Majz	6	4	2	8%
Sada`a	Majz	Dhahyan	16	11	5	20%
Sada`a	Majz	Fallah	12	9	3	15%
Sada`a	Majz	Jemelah	13	10	4	16%
Sada`a	Majz	Al Jaber	6	6	2	8%
Sada`a	Majz	Raba'a Al Hodod	8	5	0	10%
Sada`a	Majz	Sara'a	7	7	0	9%
Sada`a	Majz	Bani Huthafah	11	7	4	14%
total			79	59	20	100%

Household Profile

- A total of 54 HHs were interviewed by the OXFAM's enumerators in the 11 targeted village out of which 27% were female interviewees while 73% of the total were the male HH head as shown in the below figure
- The marital status of the household, according to the assessment findings, 85% HHs were married, 9% of the respondent HHs were widowed, on the other hand 6% of the HHs were single as figure below indicates

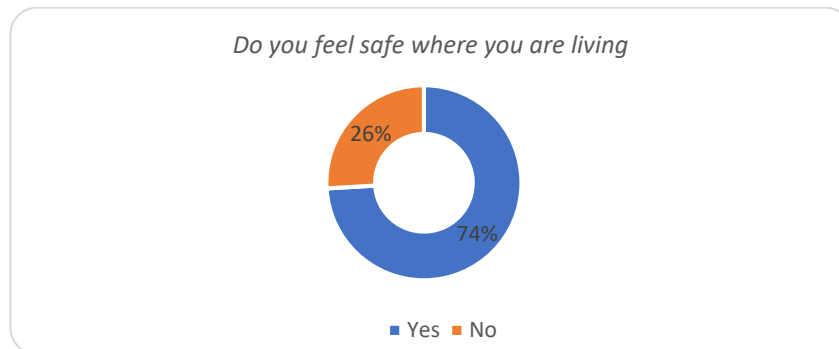
livelihoods need assessment – DGD Aug 2022



Protection:

Feeling safe in living place

The HHs survey shows that 26% of the respondents reported that they don't feel safe where they are living as they are living in the remote areas which very far from services. also the respondents mentioned that their children are encountering safety and security concerns related to missile, risk of accessing schools due to the long distance to schools, and their parent feel afraid to send their children to the far schools

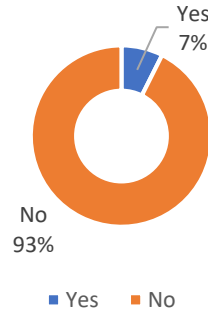


Protection issues awareness

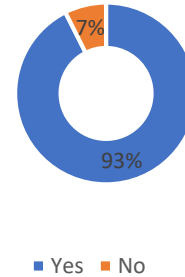
When asking the respondents if they knew what are the protection issues and threats that their family and community face, 93% reported that they didn't know while 7% addressed several protection issues that their family and community face as shown in the chart below.

7% of HHs don't have identification document while 93% they have identification document.

Do you know what are the protection issues you, your family and community face



Do you and your household members possess identification documents



Based FGD and KII, there are protection threats and risks that women, girls, men, and boys are encountering in the targeted areas. Most of the respondents 77% from the IDPs camps indicated that women, girls, men, and boys are facing protection threats and risk in their communities, this threats were lack of information about services ,not accessing basic services and humanitarian aid response , lack of civil documentation ,children are out of school, as well as no access to legal and justice services. , while little 23% of IDPs indicated that women, girls, men, and boys are not encountering any risk or protection thr

Access to protection basic services

Data analysis illustrated that most of HHs are not aware how to access the available services in their community, more details in the below graph.

Available services in the community



Most affected vulnerable people by obstacles / barriers to access services.

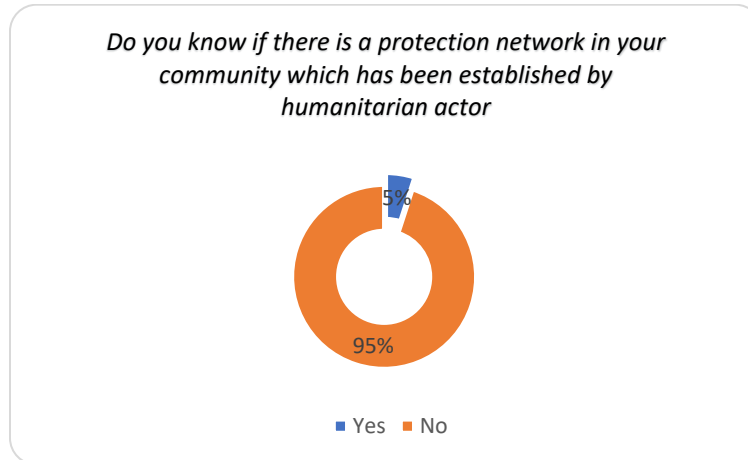
the respondents reported that the most vulnerable people 80% who are affected by obstacles and barriers to access services are women, children, elderly and people with disabilities.

The main challenges and barriers that the targeted communities and most vulnerable people and groups encounter related to access to health, education, food, water, sanitation, shelter, and other basic needs. The respondents referred to different

concerns and reasons that challenge their access to services, which include the absence of services or no available services, lack of available services, and Security concerns related.

Protection Network:

Availability of protection network in the community which has been established by humanitarian actor, data analysis revealed that 95 % of HHs reported that they don't know if there are a protection network in their community which has been established by humanitarian actor.



Food Security, Livelihood and Market

Food Sources

Based on KII and FGDs, most of food sources of the households are currently getting food from friends, a loan, selling assets and from casual worker while few of people get assistance from NGOs.

Barriers in accessing food

The key barriers to accessing enough food as data analysis indicates include not having enough food at household level and high prices of food at local markets.

Shortage of cooking gas was also mentioned as key factor affecting food security, additionally, the findings show that lack of purchasing power is the main constraint of the assessed households to access minimum food needs.

Food consumption Change

KII and FGD show that most IDP households in target locations have been decreased the food amount consumed at household level to cope with the impact the crisis. Only few 20% of HHs has been increased or the same amount of food consumption. Also, FGD and KII show that most of households 85% decreased food consumption, they need humanitarian assistance to prevent them from food insecurity and

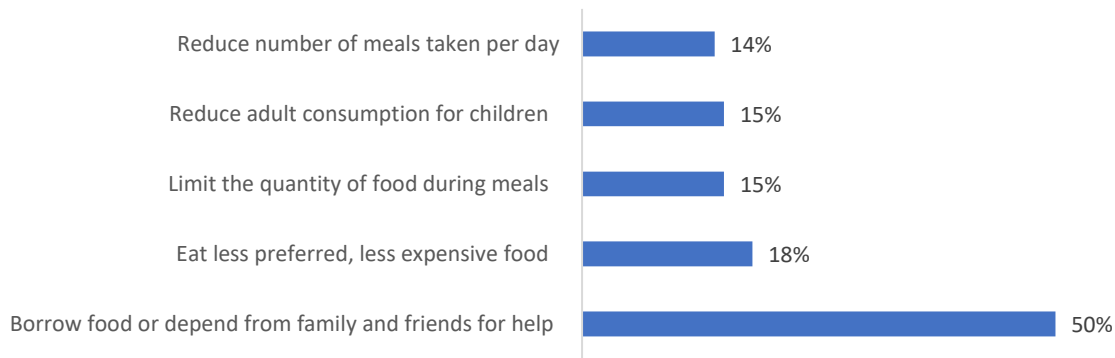
Copying strategy

When we are asking about, in the last 7 days did your household do the copying strategy, 50% of HHs eat less preferred or less expensive food, 18% reduced number of meals taken per day, 15% borrowed food or deponed from family and friends for help as well as 14% limited preferred quantity of food during meal, more details as below figure.

malnutrition.

livelihoods need assessment – DGD Aug 2022

In the last 7 days, did your household have to do the following



Emergency food assistance

Only few of households 30% had access to food assistance from WFP in the assessed area . A significant number of households are not currently receiving any food assistance to meet their minimum food needs

Livelihoods and Market

Access to livelihoods assets

The assessment shows that the most of households 90% have very limited access to livelihood assets. Only a few 10% households reported that they have access to some livelihood's assets. Most of them might have lost or left behind in original places when they were displaced.

Availability of food communities in local markets

The results of KII shows that a variety of food commodities including those included in the minimum food basket are available in local markets. As mentioned above high food prices, lack of purchasing power are affecting the availability of food at household level in the IDP locations.

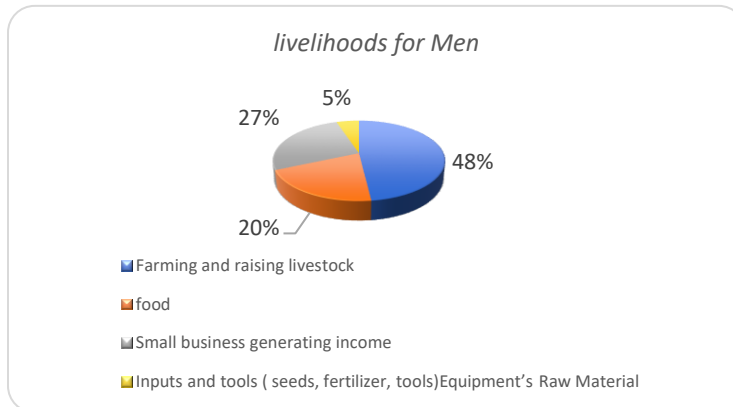
Access to basic food communities in local markets

KII survey show that the key constraints to access food commodities in local markets are high prices and lack of purchasing power. Most of HHs 80% lack of money for transport has limited their ability to easily access local markets to purchase basic food commodities. Women also fear to travel to local markets for security reasons. In conclusion, lack of purchasing power to pay for transport and afford food commodities is the main barrier to access basic food commodities in local markets.

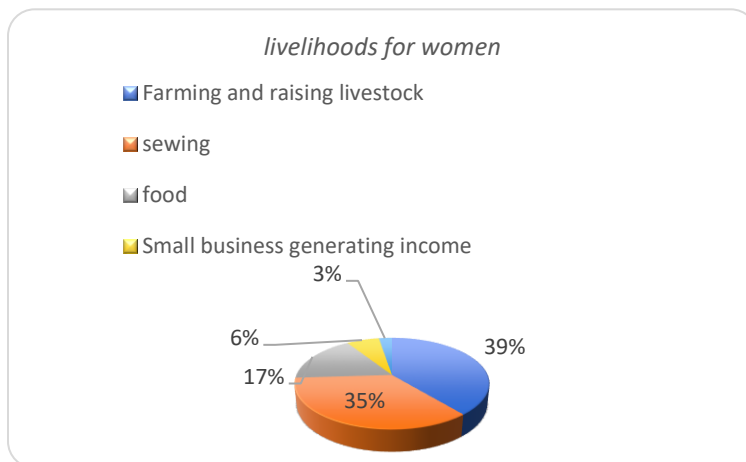
Livelihood recovery priorities

livelihoods need assessment – DGD Aug 2022

The assessment started by looking at the bigger picture of the post-crisis issues in the governorate by exploring priority recovery options. This was informed by a consultative process with key Informants and traders. And it appeared that (*Farming and raising livestock*) that one of the greatest impacts of the conflict was the destruction of livelihoods activities and livelihoods opportunities. (*sewing*) women have been extremely vulnerable, with the increase of women headed households, displacements. Given these multiple vulnerabilities, keeping women occupied and economically active will contribute to income earnings, which would reduce these vulnerabilities. (*Small business generating income*) A critical need to support different skills within the governorate for further empowerment of the local people.



What livelihoods/Income generating activity you would be interested to start. (priorities and rank top for men)	#HH	%
<i>Farming and raising livestock</i>	38	48%
<i>food</i>	16	20%
<i>Small business generating income</i>	21	27%
<i>Inputs and tools (seeds, fertilizer, tools)Equipment's Raw Material</i>	4	5%
	79	100%

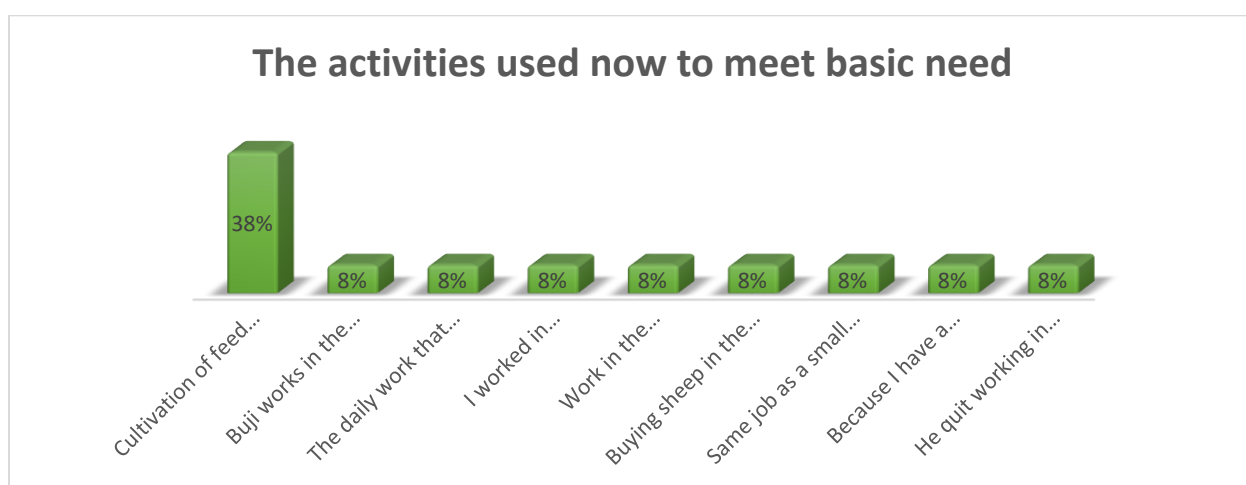


the KI

livelihoods need assessment – DGD Aug 2022



In the FGD



Conclusions and Recommendations

Protection:

- **Establishing and supporting community centres to provide specific protection service for the most vulnerable people, with focus on case management services for child protection, GBV and PwSNs; as well supporting referral services in communities. Another way to interfere is establishing a mobile team to assess the needs and do referral**
- **Promoting and building the capacities of the most vulnerable people and communities, to improve their economic situation and resilience through sustainability-based interventions, including long-term livelihoods.**
- **Strengthen the capacities of the local CBOs and ensuring their involvement in any planned humanitarian intervention including design, planning, monitoring and evaluation processes to ensure the community ownership and participation.**
- **Supporting people to access basic services and advocating for their rights to unimpeded access to basic services and life-saving assistance.**
- **Multi sector assistance is recommended (FSL, Shelter, WASH, Education and Cash Assistance) with focus on sustainability and resilience to empower local communities.**
- **Supporting people to access civil documentation (ID card, birth certificate, marriage certificate, land/property doc, and other).**

- **Information and awareness activities implemented by CBPNs, to ensure that affected populations are aware of the availability of specialized and non-specialized services, community safety in conflict, mine risk education and civil documentation for the displaced, not least on GBV and child protection.**
- **Support community-based initiatives aimed to address and mitigate protection concerns, or promote social cohesion, conflict prevention and protection. Through supporting men, women, youth and community groups to conduct protection analysis, that includes other activities related to negotiations, mediation and developing local initiatives for conflict management and protection of vulnerable groups.**
- **Psychosocial support or Psychological first activities aid delivered for most vulnerable newly displaced women, including GBV survivors/victims, through mobile teams or by social workers in community centre.**
- **Protection cash assistance to support vulnerable persons and households from the conflict affected host and displaced populations, who are facing urgent protection risk, who are in high need of support to address and mitigate the effect of a protection incident/threat.**
- **Provide multi-Purpose Cash Assistance (MPCA) for IDPs, with main focus on supporting most vulnerable persons and households facing urgent protection risk, who are in high needs of support to address and mitigate the effect of a protection threat/incident, or to facilitate their access to services.**
- **Supporting most vulnerable people to access legal assistance, focusing on enabling them to obtain civil documentation via referral to the appropriate authorities, or by establishing MoUs with the Civil Registry Authority, where Oxfam will support the authority to allocate mobile team to go to IDP sites to provide people with their civil documentation.**
- **livelihoods cash support for most vulnerable people including PWD and GBV survivors to ensure their resilience to cope up with the impact of the conflict.**
- **Distribution of Family and transit kit (Dignity Kit) for the most vulnerable newly displaced women, including GBV survivors/victims and protection lifesaving emergency cash support to reduce vulnerabilities and their exposure to protection threats.**

Food Security and Livelihoods:

Overall, Key findings indicate that:

- **Most of households (50%) depends on friends, a loan and sale of assets as main food resources**
- **Lack of purchasing power is the main constraint of the assessed households to access minimum food needs**
- **Most of households (70%) have low food consumption, they need humanitarian assistance to assist them to overcome food insecurity and malnutrition**
- **A significant number of households are not currently receiving any food assistance to meet their minimum food needs**
- **A variety of food commodities including those included in the minimum food basket are available in local markets. The target groups have access to local markets which are functional but high food prices and lack of purchasing power are affecting the availability of food at household level The**
- **provision of integrated programming including unconditional cash along with WASH and protection services will prevent the most vulnerable IDPs in targeted location from the risk of food insecurity and malnutrition.**

Annexes



Data Analysis for
Focus Group Discussi



Data Analysis-HH.xlsx



DGD - KII Data
Analysis.xlsx

Tools



DGD_HH
Tool_20032022_MEAI



DGD - KII Tools.docx



Tool 1. DGD tool
adult FGD Livelihoods