

FGD Indicator Monitoring Matrix
Monthly Food & Nutrition Insecurity Indicator Monitoring: Current and Projected
December 2022

FGD: Ibb-Hub

Indicator	Current Month	Forecast for the coming month
Food Consumption	<p><i>mVAM:</i> The summary of the FCS situation of Ibb hub governorates during December 2022 is as the following:</p> <ul style="list-style-type: none"> • The number of people with insufficient food consumption was 1.7 M composed of about 53% of the total population in Ibb governorate in December 2022, compared to 56% in the previous month. People with acceptable food consumption composed about 47% in December 2022, which increased by 3% and decreased by 11% compared with the previous month and December 2021 respectively. • The number of people with insufficient food consumption was 1.2M composed of 54% of the total population in Dhamar in December 2022, compared to 55% in the previous month. People with acceptable food consumption composed about 46% in December 2022 which increased by 1% and 14% compared with the previous month and December 2021 respectively. • The number of people with insufficient food consumption was 531K composed of about 63% of the total population in Albayda in December 2022 compared to 66% in the previous month. People with acceptable food intake composed about 37% in December 2022 which increased by 3% from the previous month and decreased by 10% compared to December 2021. • The number of people with insufficient food consumption was 1.78 M composed of about 54% of the total population in Taizz in December 2022 the same to the previous month. People with acceptable food consumption composed about 46% in December 2022 which decreased by 12% compared with December 2021 respectively. <p>The below figures showing food security indicate (insufficient food consumption) in the Ibb hub.</p>	<p><i>Likely Scenario:</i> The scale-up of Humanitarian assistance distribution will have a positive impact to minimize the deterioration of the situation, with low agricultural activities, delayed agriculture season, and low-income opportunities of the majority of households.</p>



Overall Statement:

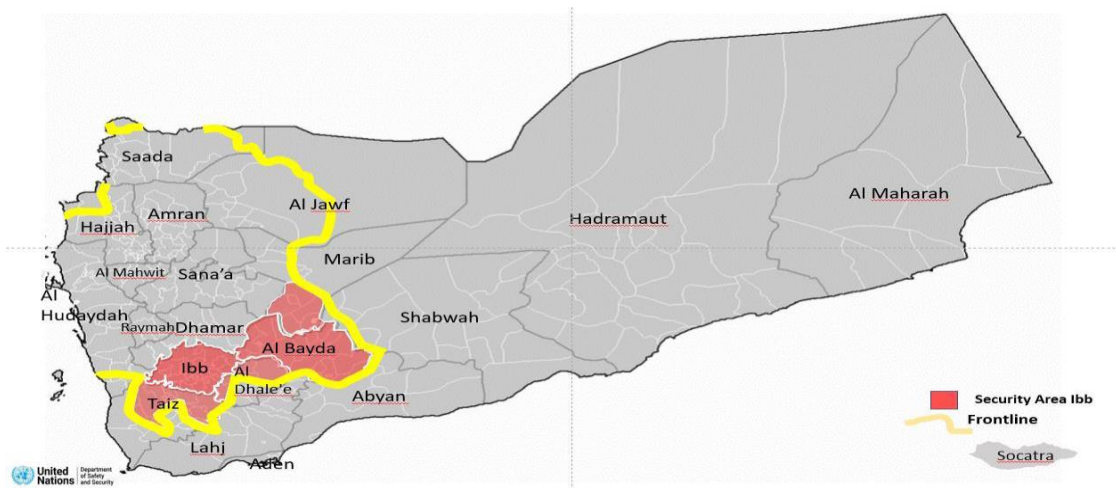
- The highest prevalence of insufficient food consumption over the past two months in the Ibb hub.
- People with insufficient food intake in December 2022 changed by 1 to 3% compared with November 2022, in term of improvement in food consumption in Ibb, Albayda and Dhamar

governorates, though there was a decrease in the number of people with acceptable food intake by about 10 to 14% during December compared to the previous year December 2021.

- Though there is slight improvement due to regular food distribution, and the harvest period of some agricultural products, however, food assistance reduction during 2022 resulted in increased consumption gaps for people percentage who have insufficient food consumption in Dhamar to 54%, and 63% in Albayda.
- In many northern SBA areas, increasing food consumption gaps for many households, deteriorating their overall access to food relative to last year and reducing the number of households facing Crisis (IPC Phase 3) or worse outcomes.
- About 56 to 65% of people in the Ibb hub classified in crisis or above crisis level of food-based strategies in October and December 2022.

Conflict

Four Governorates are belonging to Ibb Hub including Ibb, Al Bayda, Dhamar, and Taiz of which three are completely belonging to SBA (Dhamar, Al Bayda, and Ibb), while Taiz governorate is divided into two parts between SBA & IRG see the maps below.



Likely Scenario:

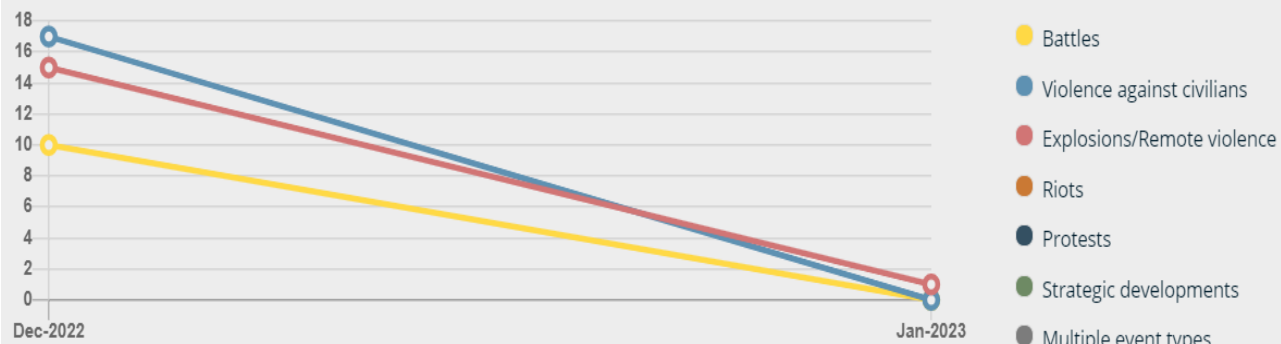
Truce is terminated in the previous October without extension, and is expected to continue a number of IDPs. In addition, expected the situation will remain unstable during the un-extension truce agreement.

Impact on access (specify):

The situation will remain the same with partially or fully inaccessible in the districts close to the frontline in Taizz Albayda and Ibb governorates.

Overall Statement:

The situation may be destroyed due to the truce extension condition, which started in April 2022.



- 3 fatalities were reported in Taiz from 1/12 to 1/1/2023 increase of 97.1% compared to the latest four weeks of selected events to the monthly (four-week) average for the past year. Whereas 30 events were reported during the same period which decreased by 60.7% compared to the latest four weeks of selected events to the monthly (four-week) average for the past year.
- Dhamar governorate belonging to the SBA is considered one of the few governorates of Yemen far from the frontlines and there is no reporting of any airstrikes or other insecurity incidents related to the current conflict.

Impact on livelihoods (specify):

Conflict impacts on livelihood and food security are likely to continue during the upcoming months due to the overall situation in the country.

Overall Statement:

On December 2022, the whole governorates were calm and the number of IDPs to some extent was stable. Ibb and Dhamar received a big number of IDPs from the surrounding governorates. However currently, Dhamar, Ibb and Al Bayda governorates are stable areas where conflict no more remains a threat to the lives and livelihoods of the people living in the governorates but there indirect impact from the overall conflict situation due to the price increase of fuel, food commodities, transportations...etc.

Livelihood assets & strategies

Ongoing livelihood practices:

The main livelihood activities in the Governorates belonging to Ibb Hub during December 2022 are agriculture production including plant production, grazing, animal husbandry, Qat production, and many private businesses.

Livelihood practices

The agricultural activities will continue the same as in the previous month with no significant

The agriculture activities in Ibb and Dhamar are the continuous cultivation of vegetables like (potatoes, tomatoes, chilly, and green pepper).
 In Albayda Governorate in terms of vegetable crops planting with potato and garlic seeds, harvesting and marketing the tomato crop - Follow-up of the agricultural operations of the chilly and tomato crop, however In terms of grain crops: preparation, cultivation, and follow-up of agricultural operations for the wheat crop, which is grown in small agricultural holdings.
 - In Taizz, the end of the harvest season for the rain-fed crops of sorghum and the sale or storage of the crop. In addition, the beginning of the irrigated crop season (maize, vegetables, tomatoes, peppers, zucchini).
 The start of the citrus production season since the previous October. As well farmers cultivate crops such as sorghum, millet, and maize with the harvesting season in the end quarter of the year 2022.
 Government salary is one of the main sources but in the last few years up to this reporting period salary is paid occasionally during the year except in Taiz which is divided between SBA & IRG.
 However, it has been noted that there is a sharply increasing in Qat planting areas in the whole governorates due to the demand increasing and quick revenue.
 Though light rain during December the agricultural activities during the end period of 2022 decreased due to the late season of rain.

The main source of food & income:

Agriculture and animal production in the whole Governorates belonging to Ibb Hub is considered one of the main sources of food and income during December 2022.
 In additional Qat cultivation becomes one of the main sources of income. Other non-agriculture activities sources are remittances, private business, and humanitarian's assistance.

Overall Statement:

- Local food production is still low and the sharply increasing Qat cultivation is forming serious threats to the availability of land to grow crops as well as water availability. The production is not enough to meet the needs of people. Although the lack of government salary remains one of the challenges while humanitarian assistance to households covered a big gap in getting the needs from food.
- Casual labor opportunities in the four governorates are very limited with most people finding work only two-three days per week.

changes in both (crops and livestock) production.

Source of food & income

Most of the population will continue depending on incomes from agriculture production and other sources of private business and remittances as well Qat production.

Overall Statement:

The situation will remain the same with low agricultural income as well increase in Qat cultivation will lead to reducing crop production and will threaten water availability due to the high need for water for QAT irrigation.

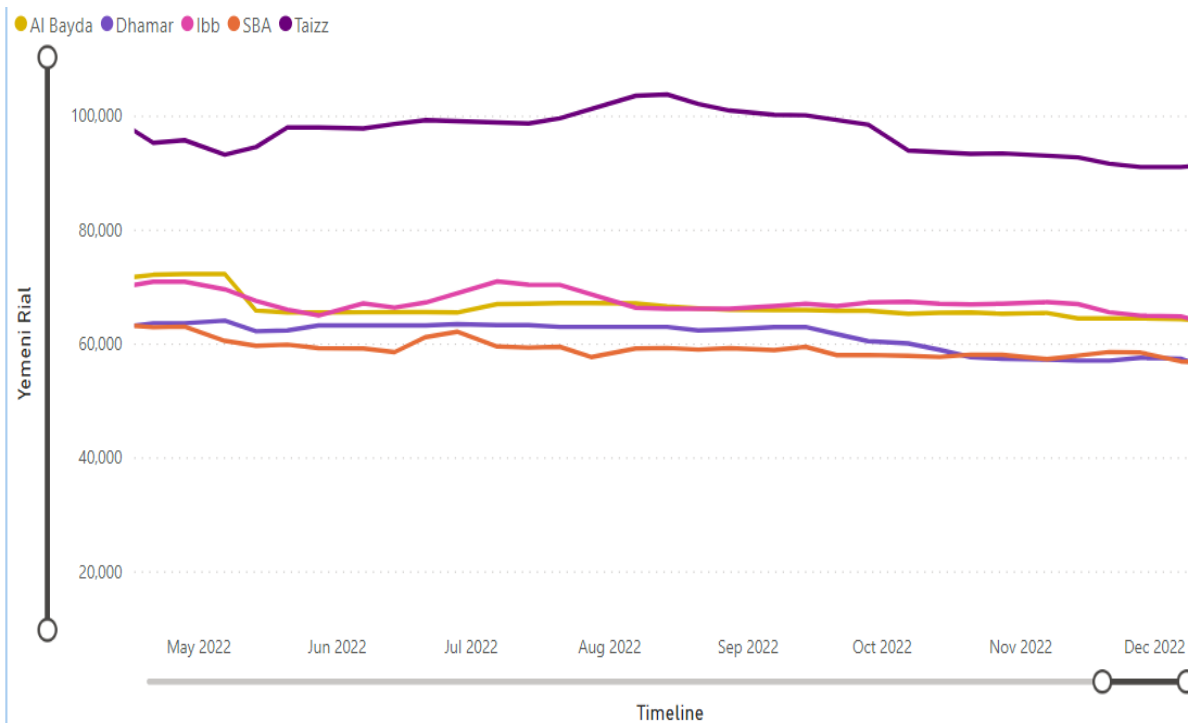
Minimum Food Basket

Cost: The average cost of MFB during December as the following in Ibb hub:

		Al bayda	Dhamar	Ibb	Taizz
MFB	MFB cost YER	64011	55425	63347	90743
	Last month %	-1%	-3%	-4%	-1%
	Last year %	20%	-5%	11%	-1%

Trends & drivers:

The average cost of MFB 60,601 YER in December 2022 in Ibb, Albayda, and Dhamar decreased by -1 to -4%, while 90743 YER in Taiz also decreased by -1% compared to the cost in the previous month and increased in the Albayda and Ibb by average 20% and 11% compared to December 2021 in respective order.



Likely Scenario:

It is likely for the MFB cost to go up and down which is linked to the price changes of key ingredients, mainly the price changes in imported cooking oil, wheat flour, rice, and sugar.

Among others drivers, the current security situation and reduction in food imports are the major factors that are likely to keep influencing this price trend of MFB.

- The above figure shows the MFB cost at the Ibb hub with the average in SBA, the cost is close to the average cost at SBA except in Taiz.
- The local currency exchange rate is the major driver of the high costs of MFB, In addition, fuel price hikes and fluctuations in its supply may affect the cost of transportation and commodity movement that contributed to the price increase of imported commodities.

Overall Statement:

- To measure the average cost of the minimum food basket (MFB) which indicates for Food affordability, has worsened significantly in all areas of Yemen over the course of 2021 and 2022. The key factors that are interplay in inflating food prices are:
 - The recent rise in the cost of MFB is primarily due to the high price of cereal in the international market.
 - ii) Food shortages precipitated by the Russia-Ukraine war exacerbated the global food and oil prices. Since the beginning of the war, there been have exported bans on various food, mainly wheat, rice, and soybean oil, which led to increases in global prices.
 - High cost of transport due to high cost of fuel.

The imported basic commodities recorded a remarkable increase in the Ibb hub since early 2022.

Exchange Rate

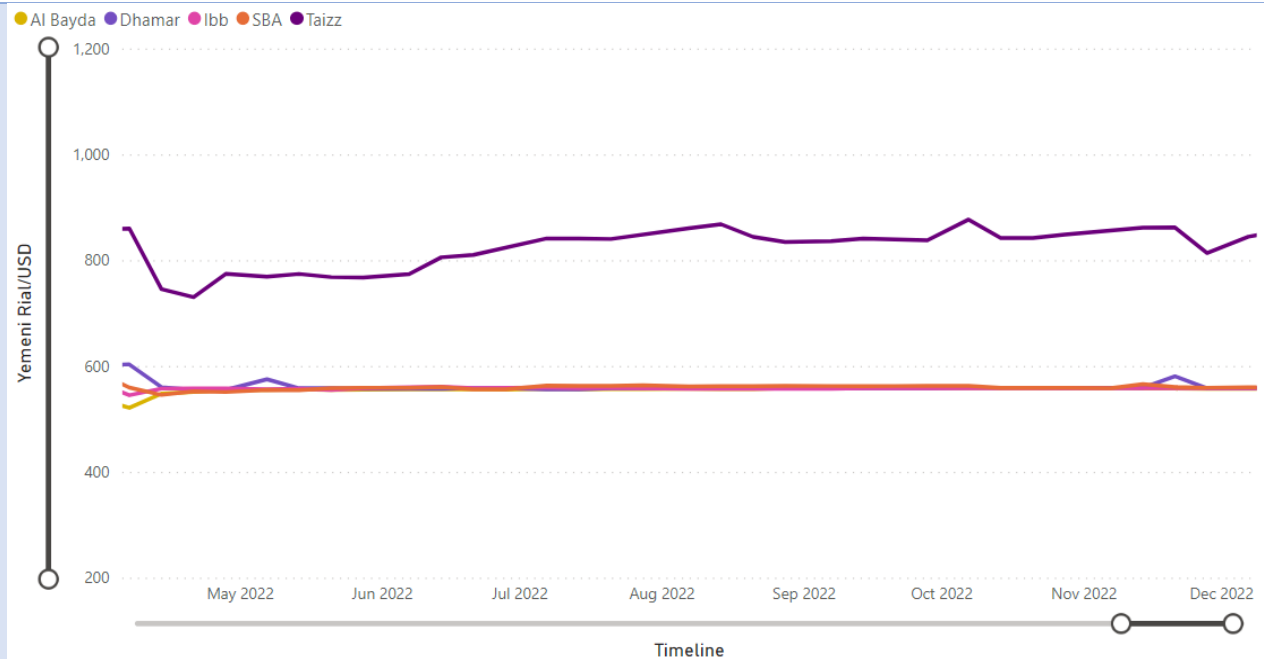
Rate: The average rate of YER / 1 USD in December at the Ibb hub is as the following:

		Al bayda	Dhamar	Ibb	Taiz
Exchange rate	YR/1USD	558	559	558	862
	Last month %	0%	-1%	0	2%
	Last year %	-7%	-7%	-7%	-7%

Likely Scenario:

The current situation of riyals will likely remain stable, with slight changes of 0.1 to 1%.

The prices of main commodities change up/down due to other factors such as fuel price changes and commodities availability.



Trends & drivers: The exchange rate in December 2022 has remained relatively stable (No changes) compared to October 2022, averaging 558 YER/1USD and 862 YER/1 USD at Taizz, however, decreased by -7 % compared to the same period of the previous year 2021.

Overall Statement: Although the exchange rate has remained stable in the Ibb governorate since April 2022, the food prices during the current month slightly decreased such as imported wheat flour, sugar, rice and cooking oil by 2 to 3% compared to the previous month, November 2022 in Dhamar, while decreased up to -8% in Taiz governorate linked with availability and fuel prices changes during the current month.

Fuel

Prices: the table show fuel prices (unofficial) change for diesel and petrol in December 2022.

Likely Scenario:

The facilitating fuel ship entering through Al-Hudaydah port is linked with fuel availability and price changes. This will likely continue to

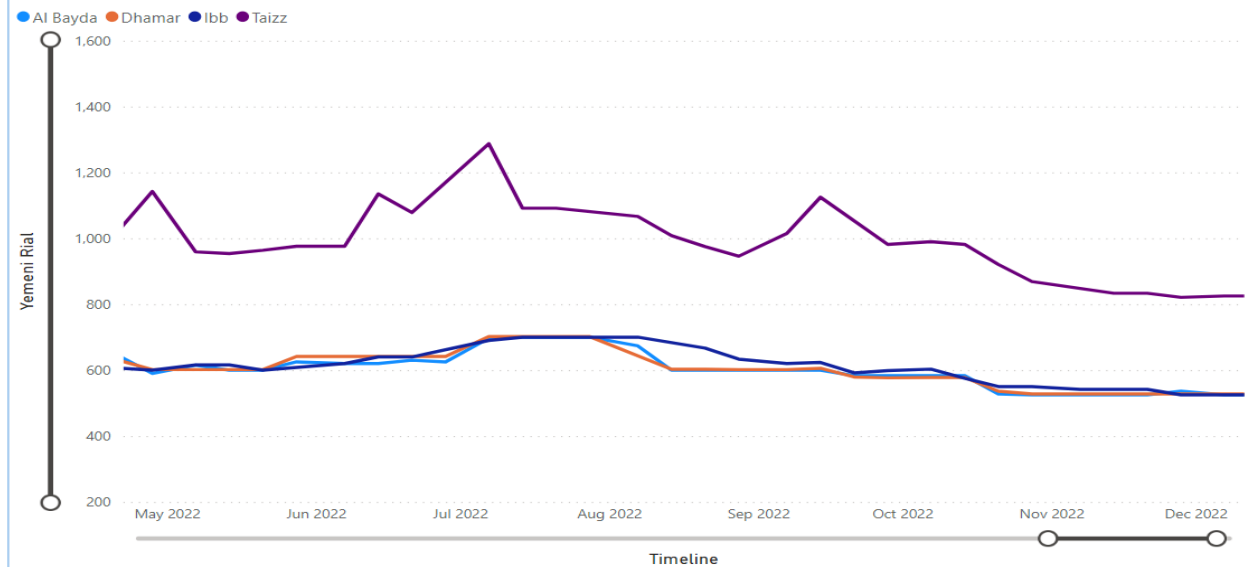
		Al bayda	Dhamar	Ibb	Taiz
Diesel	YR/L	674	710	728	1206
	Last month %	-3%	0%	-6%	1%
	Last year %	60%	55%	26%	36%
Petrol	YR/L	589	620	628	1149
	Last month %	-4%	0%	-5%	5%
	Last year %	26%	35%	12%	32%
House gas	YR/Cyl	7236	7804	9083	13662
	Last month %	-	-	-	-1%
	Last year %	0%	-4%	-1%	6%

- Unofficial prices of diesel and petrol decreased during December 2022 compared to the previous month by an average of -3 to -6%. Generally, the prices of petrol and diesel increased between 12 to 60% compared to the same period of the previous year 2021.
- In the below figure shows the official price of diesel and petrol showed a decrease from August to December 2022 linked with availability and exchange rate in the local prices, so fuel prices changes in the global market, availability in local markets, and discharge of imported fuel at the ports are the major factors that are keeping the fuel prices changing.
- The continued relative availability of house gas during the month of December 2022, as prices declined in the markets of the city of Ibb hub in the parallel market, and the crisis is still continuing, and the amount of gas that was supplied to citizens through the gas company and the private sector does not cover the need, as the consumer waits for his share for a period exceeding a month or so Therefore, the consumer resorts to cover the gap to the parallel market, which is considered the main source of covering the need, in which the cylinder is sold at a price ranging between (7,500-9,500) riyals publicly, the most important reasons for the continued rise in gas prices are due to a decrease in the quantities of trailers arriving from Safer during the month of December 2022.
- Cooking gas commodities recorded almost stable with a slight decrease by -1% compared to November 2022 and decreased in the Ibb hub except Taiz increased by 6% linked available and demand.

affect the movement of goods and price changes in agricultural production.

Overall Statement:

The fuel expect to be available in the governorates of Ibb hub and decrease the prices during the previous and December month, which will have a positive impact on the prices of commodities.



Impact on livelihoods (specify):

The impact of the price changes of fuel on household income, transportation, and supply chain and on any other issues that are important for Ibb hub. The diesel and petrol prices increased during the first half of the year 2022, however, prices decreased during the end quarter of this year, leading to:

- A decline in commodity prices during December 2022, compared to last November.
- The effect on the production of food transported and between governorates, fruit and vegetable prices changes.
- These fuel prices will impact on the cost of irrigating land, in seasons when needed, possibly leading to a significant reduction in local agricultural production.

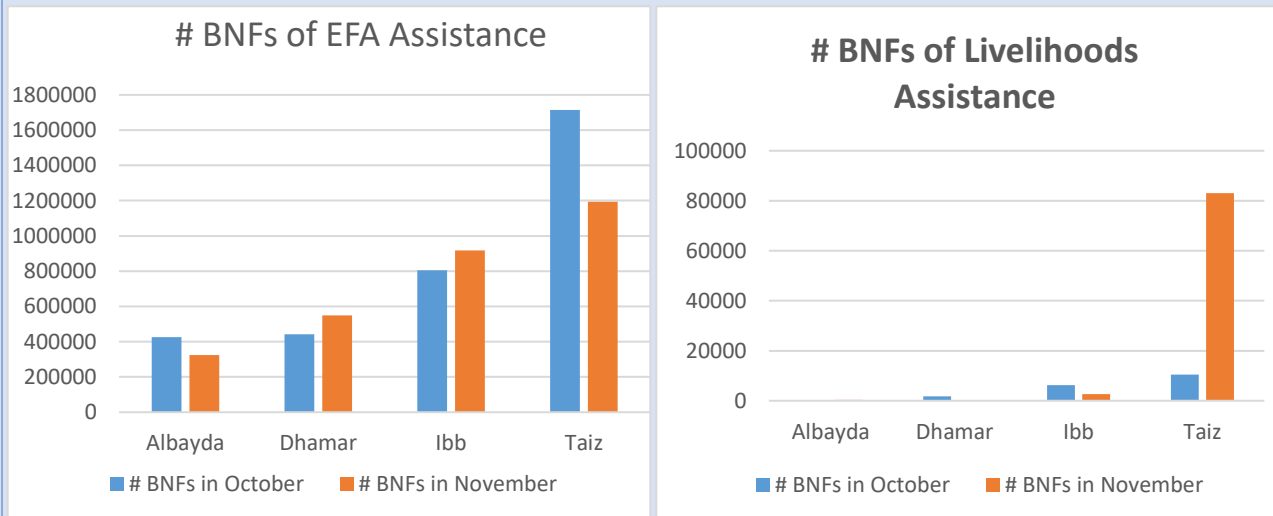
Trends & drivers: The fuel price remain high prices though are available in the official and parallel markets compared to the previous year.

Overall Statement:

During December although fuel available and prices decrease compared to early of this year 2022, the fuel crisis ongoing since mid-2020 in northern governorates has continued to negatively affect livelihoods and put upward pressure on prices of food, water, and other essential goods.

Humanitarian Assistance

assisted: the total of people assisted by emergency food assistance in Ibb hub governorate in November 2022. In addition, the people benefited from livelihood assistance during December and the previous month 2022 according to FSAC monthly reports in the following figures.



Access (specify):

- All districts in the Ibb hub are accessible for humanitarian partners except those at the frontline.

Overall Statement:

The outlook on food insecurity is expected to be less grim than the 19 million people projected at the beginning of 2022 to reach Crisis or worse levels of acute food insecurity (IPC Phase 3 and above) by the end of the year. Some assumptions for these projections – that conflict would intensify and humanitarian assistance would significantly reduce due to insufficient funding – were disproved while the ripple effects of the war in Ukraine on the international markets had not been fully considered in the analysis.

Trends:

- There is a scale-up of food assistance in the districts facing high levels of food insecurity during the period Sep. – Dec. 2022 but generally will reduced food rations.

Access (specify) Almost all bb hub governorates fully accessible to humanitarian partners.

Likely Scenario: The provision of emergency food assistance is expected to continue at current levels.

	<p>Overall Statement:</p> <ul style="list-style-type: none"> - The continued reduction in humanitarian assistance and the elevated levels of food prices led to widespread food consumption gaps across Yemen including Ibb hub. 	
<p>Remittances</p>	<p>Sources & relevance:</p> <p>Immigration to a foreign country is an old culture in the Republic of Yemen which significantly contributed in the previous time and still to date contributes to the stability and food security of people. However, a lot of people in the whole Governorate belonging to Ibb Hub counting on remittances. Dhamar as one of the Yemeni Governorate has a good number of migrators mainly from the two districts of Al-Wusabayn (Wusab Al Ali & Wusab As Safil) in addition to a few numbers from other districts.</p> <p>While, the majority of migrators from Ibb Governorate are from the three districts includes: Ash Sha'ir, Badan and Al Udayn and the immigration is mainly to USA, Arabian Gulf and UK.</p> <p>Al Bayda Governorate although has a good number of migrators mainly from five districts includes (As Sawma'ah, Dhi Na'im, Al Bayda, Mukayras and Az Zahir). The immigration from the mentioned districts is mainly to Saudi Arabia. Another immigration is to UK and USA from Rada' district.</p> <p>Taiz as one of the Yemeni Governorate has also a good number of migrators but there is no particular districts for people who immigrate abroad and the migrators are from all over the governorate. The immigration is mainly to Saudi Arabia.</p> <p>During November, nothing changed in terms of exchange shops' operations and services.</p> <p>The flow of remittances in December 2022 was normal in all Governorates but has not backed to the pre-COVID-19 level.</p> <p>However, the Cash Consortium of Yemen (CCY) - Remittances Tracker – mentioned that:</p> <ul style="list-style-type: none"> - Abyan (Khanfar) and Taizz (Al-Khukha) have the largest number of shops which indicated an increase in the percentage of inflowing remittances. - Taizz (Al Mawasit & Al Makha) has the largest number of shops which indicates the percentage of remittances inflows has decreased. <p>The remittances were considered one of the main sources of income for the people in the mentioned governorates during December 2022 and created a good environment for people stability and stability in their area and reduced the gap in food consumption.</p> <p>Trends:</p> <ul style="list-style-type: none"> - The new rules imposed to reduce the number of Yemeni workers in Saudi Arabia would likely impact around a hundred thousands of Yemenis in case of full implementation across the country 	<p>Likely Scenario:</p> <p>The situation will stay as it is, nevertheless, there is a big concern from the change on the policy particularly at Saudi Arabia upon the new regulation that requested to reduce the number of workers from all nationality including Yemen as well the imposing of extra money for residency.</p> <p>Overall Statement:</p> <p>The remittances stayed as one of the main incomes for people but it is expected to some extent to be decreased due to the new regulation in Saudi Arabia and the expectation of new waves of COVID 19.</p>

- Income from foreign remittances is expected to remain low

Overall Statement:

There was no change in the remittances situation from previous months and the remittances still contribute significantly to the stability and stability of the community in the whole Governorates and reduced the suffering of people and prevented the community from sliding into more food insecurity situations.

Nutrition and Health

Trends (specify): Data received about malnutrition by GFU, MoPHP in the Ibb hub, shows, cases recorded of malnutrition among pregnant and lactation women in December 2022 year.

	November	Taizz	Ibb	Al bayda	Dhamar
SAM	Cases No	1011	1464	411	1886
	Last month %	1%	7%	25%	13%
MAM	Cases No	4209	5168	2343	4685
	Last month %	6%	85%	12%	29%

In addition, the continued presence of diseases in different areas from time to time in Ibb hub districts, such as dengue fever, malaria, upper and lower respiratory infection, mumps, typhoid, diphtheria, pandemic influenza, whooping cough, acute flaccid paralysis, measles, meningitis, and leishmaniosis.

Impact on livelihoods (specify):

Nutrition focused on livelihoods can impact child nutrition, household income, agriculture production, and assets, so health and nutrition are deteriorating in the many districts of Ibb hub as a result of the inability of households to afford essential food due low income with not enough food for the family resulting in an increase in food insecurity cases

Overall Statement:

- An increase in the percentage of SAM and MAM cases during the month of December compared to the previous months during the fourth quarter and a decrease in swelling cases compared to the previous month
- The low purchasing power of the majority of households led to continues recorder many cases of malnutrition in Ibb hub among children below 5 years in terms of SAM and MAM cases as shown

Likely Scenario:

During the winter season which led to animal and human health will be affected by a widespread of respiratory diseases and viruses in the current and next month.

People with moderate and severe malnutrition are vulnerable groups, namely children under five and pregnant and lactating women in remote and remote areas suffer from their inability to reach treatment and specialized centers for several reasons, such as very high transportation costs, and the weak of health education in the community.

	in the above table, with many cases of malnutrition among vulnerable groups in Ibb hub since early 2022. In addition, spread infectious diseases in different districts of the Ibb hub.	
COVID-19	No official data was obtained regarding the COVID-19 cases however, local media indicated the existence of Covid-19 in some governorates in southern and northern governorates.	
Natural Hazards (specify)	<p>According to OCHA early warning and hub updates during December :</p> <ul style="list-style-type: none"> - The incidence of the foot-and-mouth disease continued to decline during December 2022 in various regions of the Dhamar governorate. - During the month of December 2022 that green fodder was available from alfalfa and barley on the weekly marketing days for animals, with scarce availability on the rest of the week and high prices, noting the increased demand for it by farmers. - Continues increase in the animal disease incidence of Clostridium (the black disease) in most areas of the Dhamar governorate during December and the previous month 2022. - - Light rain was recorded in most areas of the hub governorate. - Presence of the African Armyworms (AAW) is also reported in Sa'ada, Al Hudaydah, Ibb, Amran and Sana'a with the likelihood of increasing in number over a short period causing severe damage to forage crops. - Most of the governorates respectively may still be at risk of scattered flash floods should the rainfall in the highlands last for longer periods. Sporadic rainfall is also expected in areas around Ibb, Taizz, and Dhamar. - Epidemic foci of foot and mouth disease continued to appear in cattle, sheep and goats during this period, significantly in most areas of the Dhamar governorate. - The continued high rate of snail fly activity as a result of high temperatures and precipitation, and thus the expansion of the epidemiological foci of this disease. - The emergence of epidemiological foci in poultry farms, especially broiler chicken farms in the Jabal Al Sharq District of Newcastle disease, infectious bronchitis, salmonella, and mycoplasma, which led to huge economic losses for investors. - The emergence of epidemic foci of pests' ruminants and smallpox of sheep and goats as well as the spread of pseudo-tuberculosis among sheep flocks during this period significantly increased. <p>Overall summary, Agriculture production in hub Governorate both (plant and livestock) will be continued affected by diseases as long as the pest control campaigns are very poor and the poor incomes of local people to buy it.</p>	<p>Likely Scenario:</p> <p>It is likely that the harsh winter will continue with a decrease in temperature and exposure of crops to damage.</p> <p>Animal and human health will also be affected by a wide spread of respiratory diseases and viruses in the current and next month.</p> <p>Due to the end of the rainy season, no floods are expected, but solutions must be worked out for the valleys that were affected by the torrents in advance, especially as we are in the winter season, not waiting for the summer season, the difficulty of working in it, and the increase in the rate of erosion of the valleys</p>

<p>Are there any outstanding unique (atypical) features affecting food security (specify)?</p>	<p>The decline in the labor market, especially manual and skilled workers, due to the stagnation of the labor market and the decline in purchasing power, in addition to low labor wage/day in the Ibb hub, all led to low income which reduced the ability of the HHs to buy enough food for the family resulting in an increase in food insecurity cases.</p>
	<p>○</p>

Indicators	Information sources with HTTP link
Conflict	<p>Source; ACLED, https://acleddata.com/dashboard/#/dashboard</p> <p>Instructions on exporting ACLED data: 1. From the dashboard click the 'Export data' icon on the upper right-hand side. 2. This will take you to the 'DATA EXPORT TOOL' page, click 'Register' from the top menu. Must use official email for registration. 3. After registration an Acled portal access key number will be sent, store the number. For exporting data from the ACLED website this key number is essential. 4. Go to the 'DATA EXPORT TOOL' page, (see instruction above), in the bottom of the page fill in the form including the key #, click export. The data will be exported in CVS file save in Excel.</p>
MFB price	<p>Market Information & Early Warning Dashboard.</p>
Exchange rate	<p>Market Information & Early Warning Dashboard.</p>
Fuel	<p>Market Information & Early Warning Dashboard. https://www.globalpetrolprices.com/</p>
Humanitarian Food Assistance (HFA), FSAC	<p>- Emergency Food Assistance Need and Gap Analysis Interactive Map by months available in: https://fscluster.org/yemen/documents</p>

	- The monthly HFA by governorates and districts has to be directly collected from FSAC.
COVID-19 cases & deaths, WHO	Yemen: WHO Coronavirus Disease (COVID-19) Dashboard With Vaccination Data WHO Coronavirus (COVID-19) Dashboard With Vaccination Data