



Photo: OCHA South Sudan

2021 HUMANITARIAN RESPONSE IN REVIEW

Strategic objectives

- 1 Reduce morbidity and mortality, protection threats and incidents for the most vulnerable populations in severity levels 4 and 5
- 2 Ensure safe, equitable and dignified access to critical cross-sectoral basic services to enable populations meet their basic needs in locations of severity level 4 and 5
- 3 Enable vulnerable people to recover from crisis, seek solutions to displacement in the respect of their rights, and build resilience to shocks and stresses

Key figures

People in need

8.3M

People targeted

6.6M

People reached

5.3M

Requirements (US\$)

1.68B

Funded (US\$)

1.15B

In 2021, South Sudanese people were confronted by a series of interconnected shocks, such as conflict, persistent and unprecedented flooding, inflation, and COVID-19, which severely impacted the most vulnerable, particularly women, children, the elderly and people with special needs. Insecurity due to conflict and flooding led to increasing internal and cross-border population movements requiring humanitarian support, further straining already limited resources, livelihoods and services, and exacerbating protection risks. Sub-national violence and conflicts flared, resulting in population displacement, looting and destruction of property, and disruption of services. More than 8.3 million people needed humanitarian assistance and protection services. Humanitarian organizations worked tirelessly to meet people's priority needs, guided by three strategic objectives set in the 2021 Humanitarian Response Plan. Almost 5.3 million women, girls, boys, and men were reached with humanitarian assistance and services between January and December 2021. Response achievements include some 4.2 million people who received food assistance and livelihoods support; about 2 million people reached with healthcare; approximately 1.6 million people assisted with protection services; and some 1.3 million people supported with access to safe water and sanitation. Nearly 1.3 million children and pregnant and lactating women were provided with nutritional assistance, and about 1 million people received household items and emergency shelter. Some 875,000 people were reached through camp coordination and camp management services, and over 298,000 children were supported with access to education in emergencies. More than 26,000 metric tons of humanitarian cargo were transported. An estimated 56 per cent of humanitarian partners working to achieve the HRP objectives were South Sudanese non-governmental organisations. The humanitarian response was impacted by sub-national violence, bureaucratic impediments, operational interference, violence against humanitarian personnel and assets. Remote communities were cut off from assistance during the rainy season. There were 591 access incidents reported in 2021, compared to 580 in 2020, significantly impacting the response operations in the country according to the 2021

Humanitarian Access Overview: <https://bit.ly/3MBKd63>. Generous donor contributions enabled the humanitarian response. The response plan was 68 per cent funded, with US\$1.15 billion received toward the \$1.68 billion appeal. This includes the \$35 million allocated through the United Nations Central Emergency Response Fund and \$69 million disbursed through the South Sudan Humanitarian Fund.

Response highlights in 2021



JANUARY 2021

Response scale-up to food insecure areas

An inter-sector scale-up response was provided to nearly 453,000 people in highly food-insecure areas to avert famine across the six counties of Akobo, Pibor, Aweil South, Tonj North, Tonj South and Tonj East.



FEBRUARY 2021

COVID-19 response

The Government announced a range of restrictions, including closure of schools and a ban on social activities in the wake of surge of coronavirus cases reported across the country.



MARCH 2021

HRP launched

The 2021 Humanitarian Response Plan was launched, calling for US\$1.68 billion to reach 6.6 million people with urgent humanitarian and protection assistance in the country.



APRIL 2021

Food insecurity

Some 7.2 million people faced severe acute food insecurity between April and July 2021 (IPC 3 to 5) due to COVID-19 adverse effects, local and sub-national violence, flooding, general inflation, high food prices, and increased humanitarian needs.



MAY 2021

Sub-national violence

Renewed sub-national violence in Gumuruk, Likuangole and Verthet in Jonglei severely impacted humanitarian operations. About 20,000 people and some 55 people, including 35 women, were killed. Humanitarian facilities including warehouses were looted and vandalized.



JUNE 2021

Funding to food-insecure areas

CERF allocated \$10 million to support the scale-up of humanitarian response in six priority counties, namely Aweil South, Tonj North, Tonj South, Tonj East, Akobo and Pibor.



JULY 2021

Looting of humanitarian assets

More than 911 metric tons of food supplies were looted during sub-national violence in several locations in the country between February and July 2021. These supplies were intended to feed more than 41,000 food-insecure people for up to four months.



AUGUST 2021

Flood response

The Inter-Cluster Coordination Group (ICCG) launched a response to address the increased needs of hundreds of thousands of people affected and displaced by flooding in six most affected states of Jonglei, Northern Bahr el Ghazal, Unity, Upper Nile, and Warrap.



SEPTEMBER 2021

CERF allocations to underfunded priorities

CERF allocated \$12.4 million to support the scaling up of response in underfunded priorities, such as education and protection among children, women, including persons with disability in 12 counties.



OCTOBER 2021

Response to Hepatitis E outbreak

The response to hepatitis E (HEV) in the Bentiu IDP camp in Rubkona County, Unity State, was scaled up. A HEV response strategy developed and a taskforce was established.



NOVEMBER 2021

Funding for core pipelines

CERF allocated \$13 million to support the replenishment of core pipelines and the implementation of critical life-saving activities targeting 319,598 people in 20 counties.



DECEMBER 2021

Violence against aid workers and assets

Five aid workers were killed and 322 were relocated due to insecurity and threats in 2021.

People reached and operational presence

PEOPLE TARGETED

6.6M

PEOPLE REACHED

5.3M

% OF TARGET

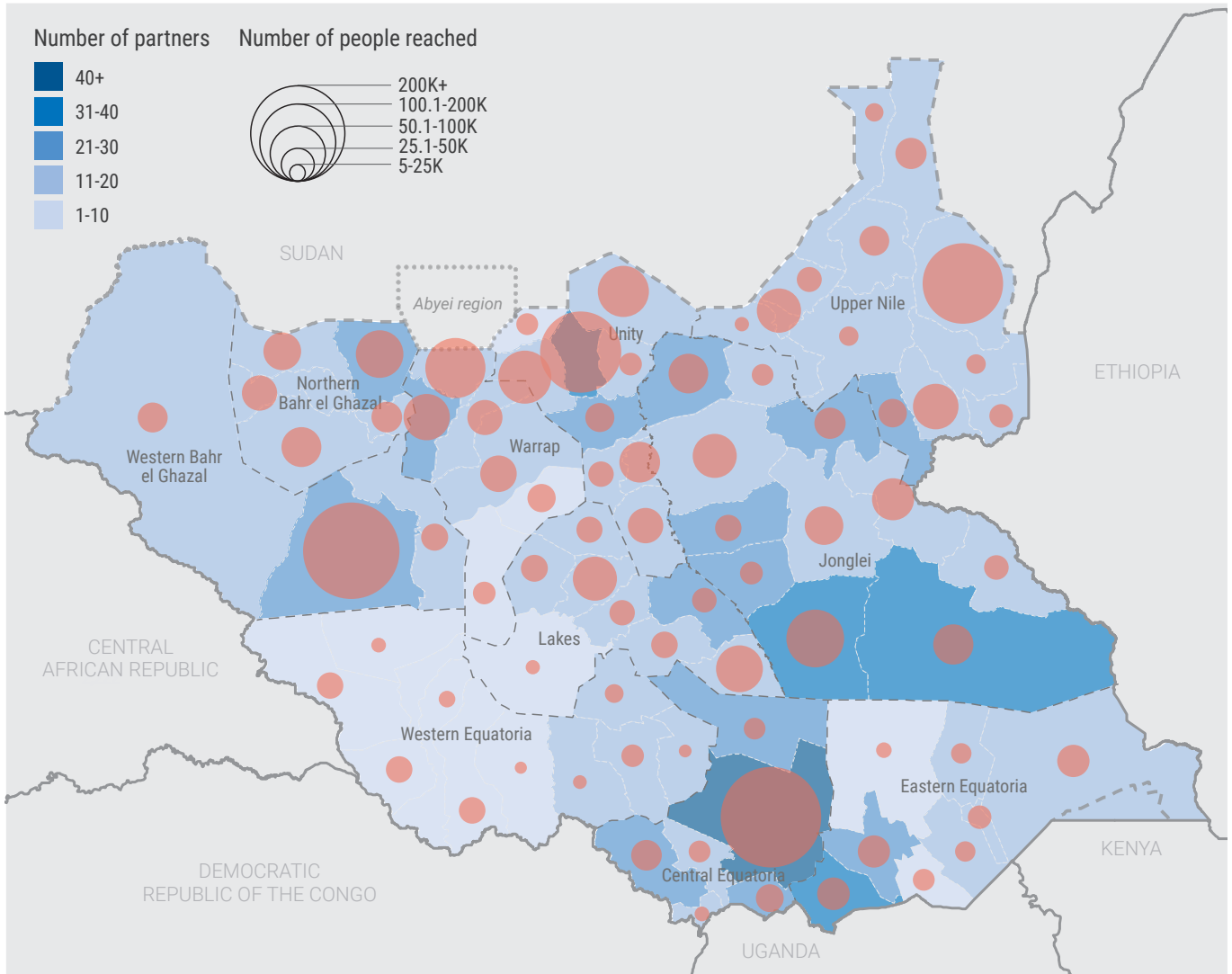
80%

OPERATIONAL PARTNERS

195

% OF NATIONAL NGO PARTNERS

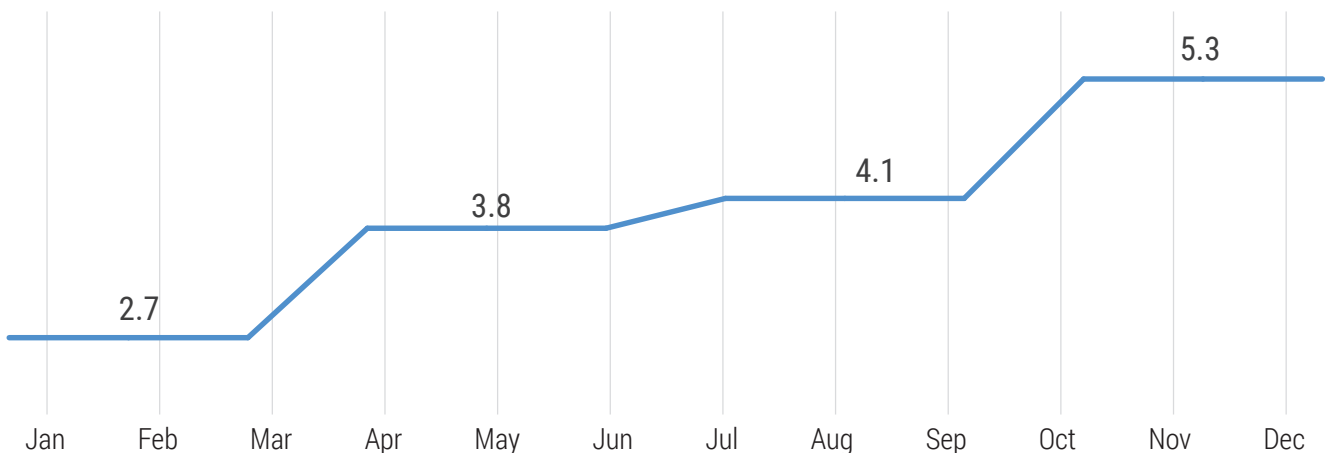
60%



The administrative boundaries and names shown and the designations used on the maps in this report do not imply official endorsement or acceptance by the United Nations. Final boundary between the Republic of Sudan and the Republic of South Sudan has not been determined. Final Status of Abyei area is not yet determined.

People reached with some form of assistance

cumulatively by month (in millions)



Funding for 2021 Humanitarian Response Plan

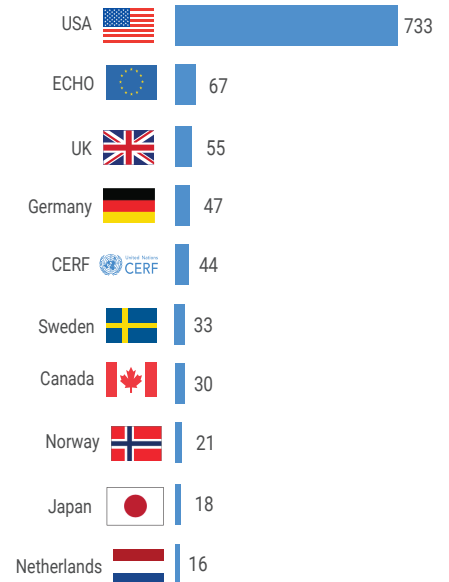
\$1.68B funding required

\$1.15B funded

68% funded

Cluster	numbers in US\$ millions	Required	Funded	Unmet
FSL	49%	644	316	328
RR	23%	274	64	210
Nutrition	35%	205	72	133
Health	36%	124	45	79
WASH	37%	119	44	75
Protection	53%	99	52	47
Logistics	44%	89	39	50
Education	17%	54	9	45
S/NFI	28%	33	9	24
CCS	90%	20	18	2
CCCM	23%	18	4	14
Not yet specified		-	476	-

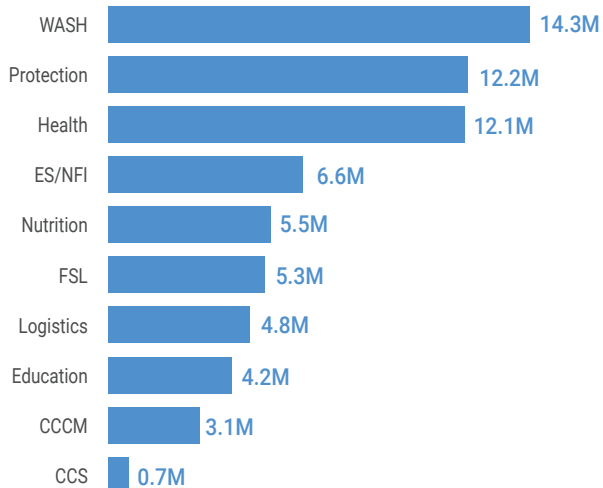
Top 10 donors (US\$)



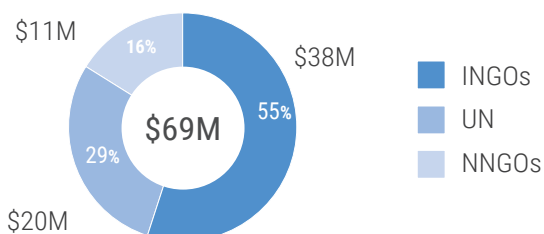
South Sudan Humanitarian Fund

\$69M allocated

By sector (US\$)



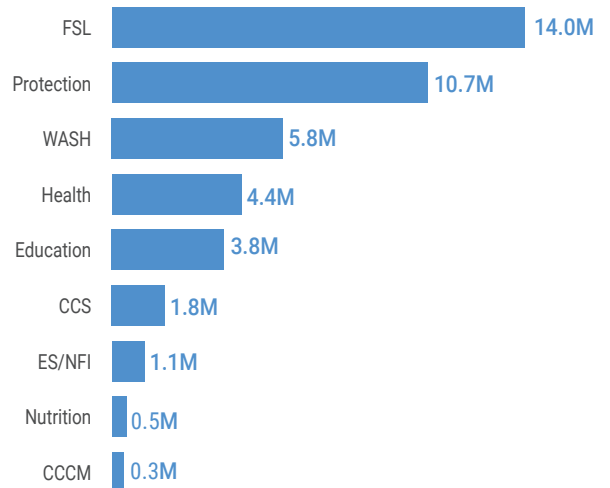
By organization type (US\$)



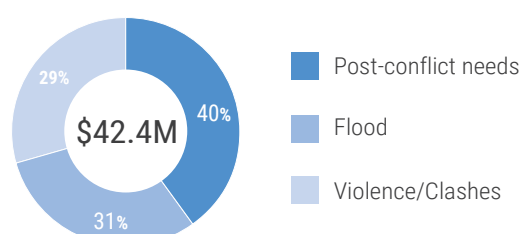
Central Emergency Response Fund

\$42.4M allocated

By sector (US\$)



By allocation (US\$)

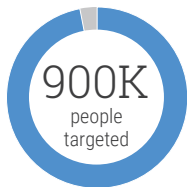


Response achievements by cluster



Camp Coordination and Camp Management

1.6M PEOPLE IN NEED

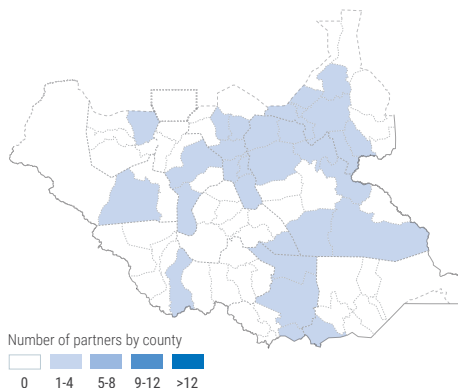


875K people reached
97% of target

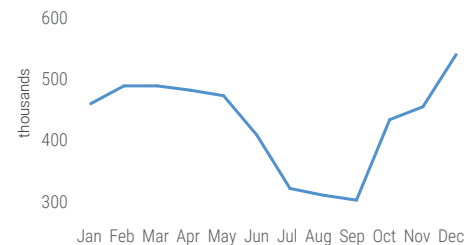
Female: 472K
Male: 402K

Age-disaggregated data not available

OPERATIONAL PRESENCE



NUMBER OF IDPs REGISTERED



\$18M requested

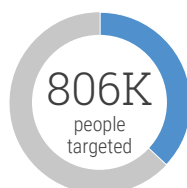
funded: 23%
unmet: 77%

7 HRP partners



Education

3.4M PEOPLE IN NEED

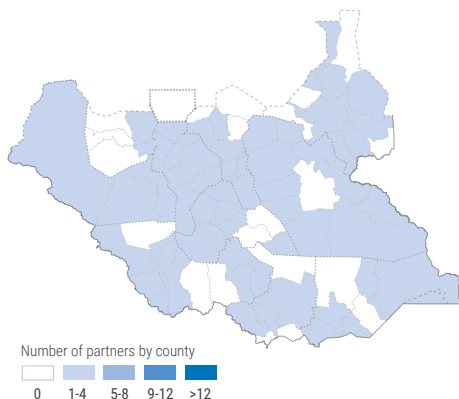


298K people reached
37% of target

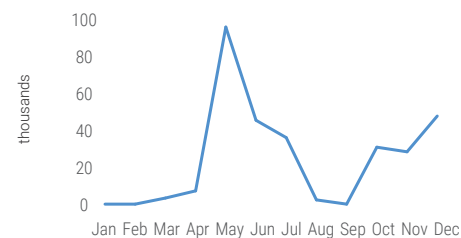
Female: 123K
Male: 174K

Data partially disaggregated by age

OPERATIONAL PRESENCE



CHILDREN ACCESSING EDUCATION IN EMERGENCY



\$54M requested

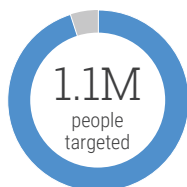
funded: 17%
unmet: 83%

34 HRP partners



Emergency Shelter and Non-Food Items

2.4M PEOPLE IN NEED

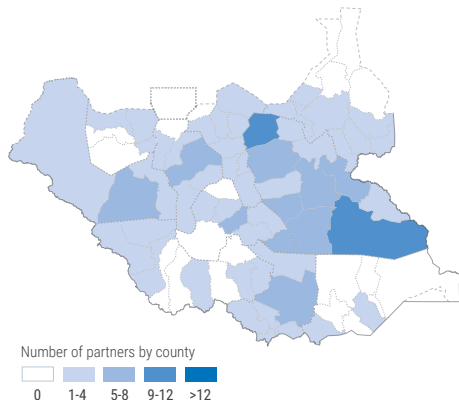


1M people reached
95% of target

Female: 546K
Male: 487K

Age-disaggregated data not available

OPERATIONAL PRESENCE



NUMBER OF PEOPLE ASSISTED WITH S/NFIs



\$33M requested

funded: 28%
unmet: 72%

25 HRP partners

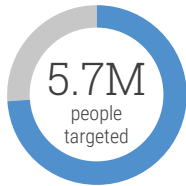
Note: Funding data for 2021 updated from Financial Tracking Service (FTS) as of 24 February 2021.

Response achievements by cluster



Food Security and Livelihoods

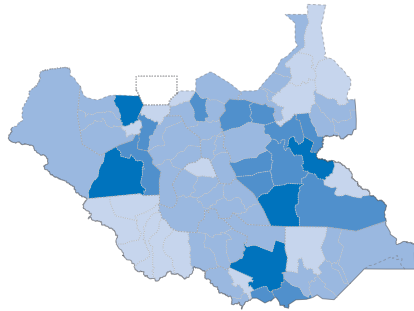
7.7M PEOPLE IN NEED



4.2M people reached 74% of target

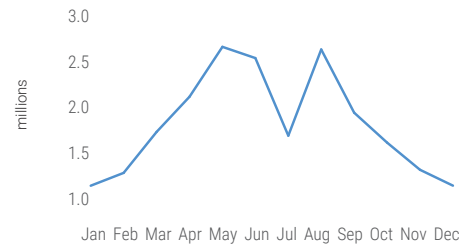
Female: 2.3M
Male: 1.9M
Age-disaggregated data not available

OPERATIONAL PRESENCE



Number of partners by county
0 1-4 5-8 9-12 >12

NUMBER OF PEOPLE ASSISTED WITH FOOD



\$644M requested

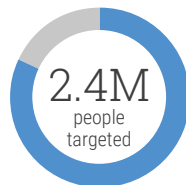


91 HRP partners



Health

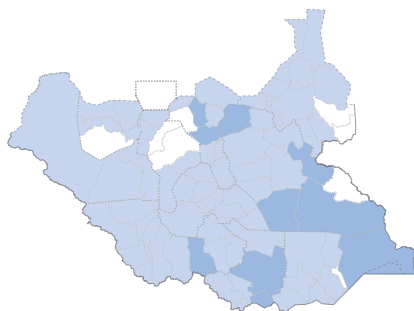
5.2M PEOPLE IN NEED



2.0M^{**} people reached 82% of target

Female: 1.1M
Male: 896K
Age-disaggregated data not available

OPERATIONAL PRESENCE



Number of partners by county
0 1-4 5-8 9-12 >12

NUMBER OF PEOPLE REACHED THROUGH CONSULTATIONS



\$124M requested



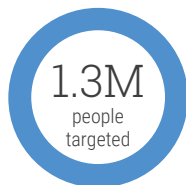
64 HRP partners

** According to the Health Cluster, the proxy indicator of "number of health consultations" results in double-counting and over-achievement of the cluster target.



Nutrition

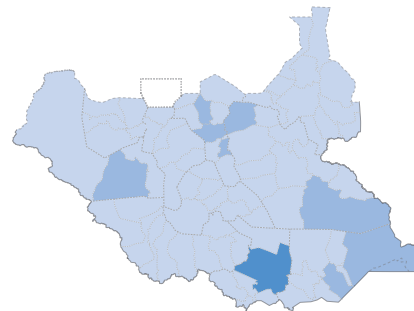
1.9M PEOPLE IN NEED



1.3M people reached 100% of target

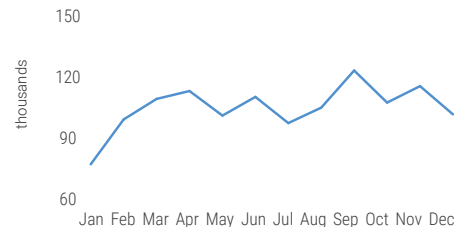
Female: 890K
Male: 369K
Data partially disaggregated by age

OPERATIONAL PRESENCE



Number of partners by county
0 1-4 5-8 9-12 >12

NUMBER OF PEOPLE* WITH SEVERE AND MODERATE ACUTE MALNUTRITION ADMITTED FOR TREATMENT



\$205M requested



41 HRP partners

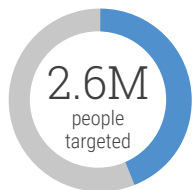
* Boys and girls aged 0-59 months, children aged 5 and above, and pregnant and lactating women

Note: Funding data for 2021 updated from Financial Tracking Service (FTS) as of 24 February 2021.

Response achievements by cluster

Protection

5.0M PEOPLE IN NEED

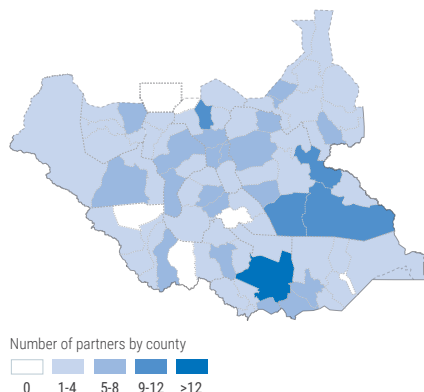


1.6M people reached
64% of target

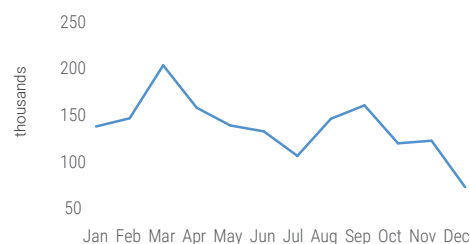
Female: 913K
Male: 723K

Data partially disaggregated by age

OPERATIONAL PRESENCE



NUMBER OF PEOPLE REACHED



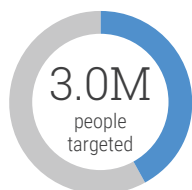
\$99M requested

funded: 43%
unmet: 57%

78 HRP partners

Water, Sanitation and Hygiene

5.9M PEOPLE IN NEED

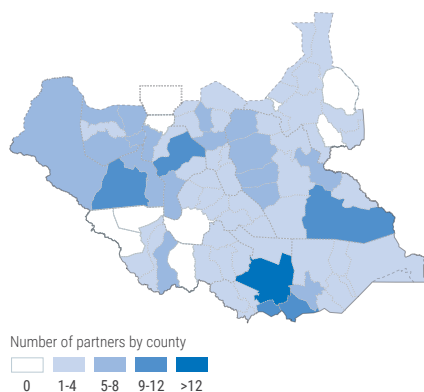


1.3M people reached
42% of target

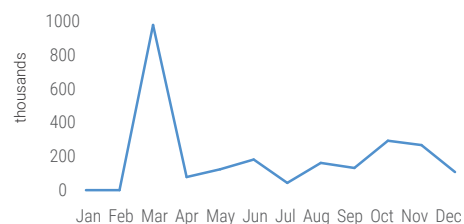
Female: 1.3M
Male: 1.1K

Data partially disaggregated by age

OPERATIONAL PRESENCE



NUMBER OF PEOPLE WITH ACCESS TO IMPROVED WATER SOURCES



\$119M requested

funded: 37%
unmet: 63%

67 HRP partners

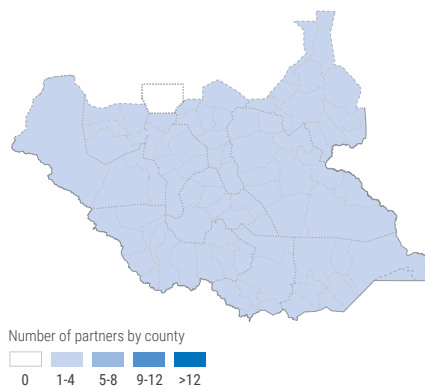
Logistics

320 organizations

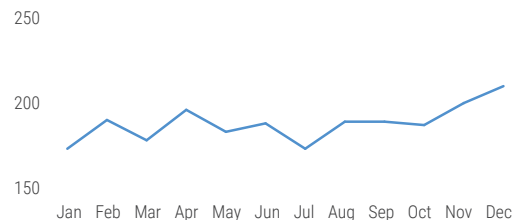
64,012 UNHAS passengers served

26,665 MT of cargo transported to field locations

OPERATIONAL PRESENCE



NUMBER OF ORGANIZATIONS UTILIZING LOGISTICS SERVICES



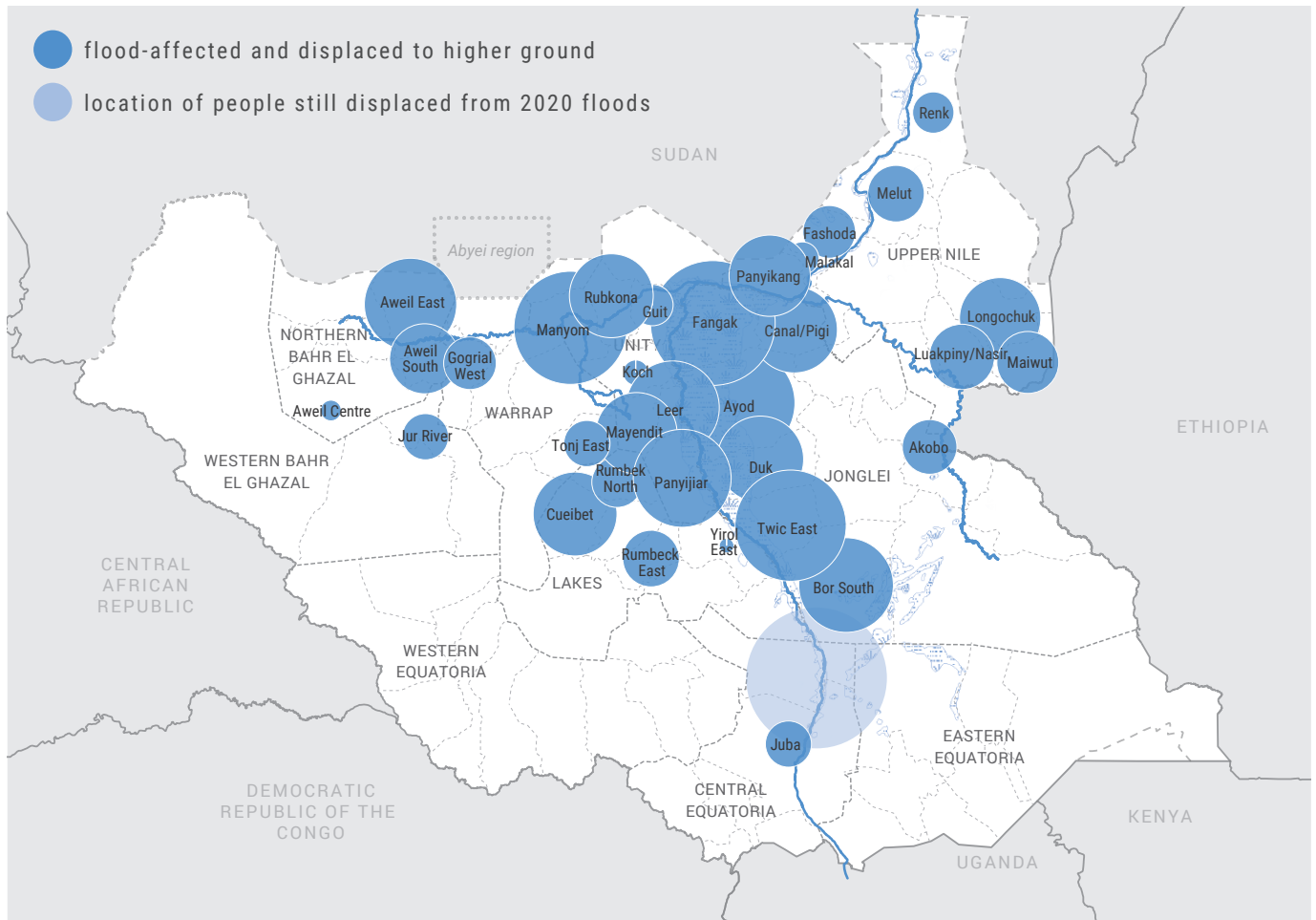
\$89M requested

funded: 44%
unmet: 56%

2 HRP partners

Note: Funding data for 2021 updated from Financial Tracking Service (FTS) as of 24 February 2021.

Focus on the flood response



Response highlights



Food Security and Livelihoods

4.2M

people reached with food assistance



Water, Sanitation and Hygiene

1.3M

people reached with WASH support



Nutrition

1.3M

people reached with nutrition support



Emergency Shelter and NFIs

1M

people assisted with emergency shelter and essential household items



Health

2M

people provided with healthcare services



Protection

1.6M

people assisted with protection services



Education

298K

children provided with education in emergency services



CCCM

875K

people reached with Camp Coordination and Camp Management services



Logistics

26,000MT

of humanitarian cargo transported