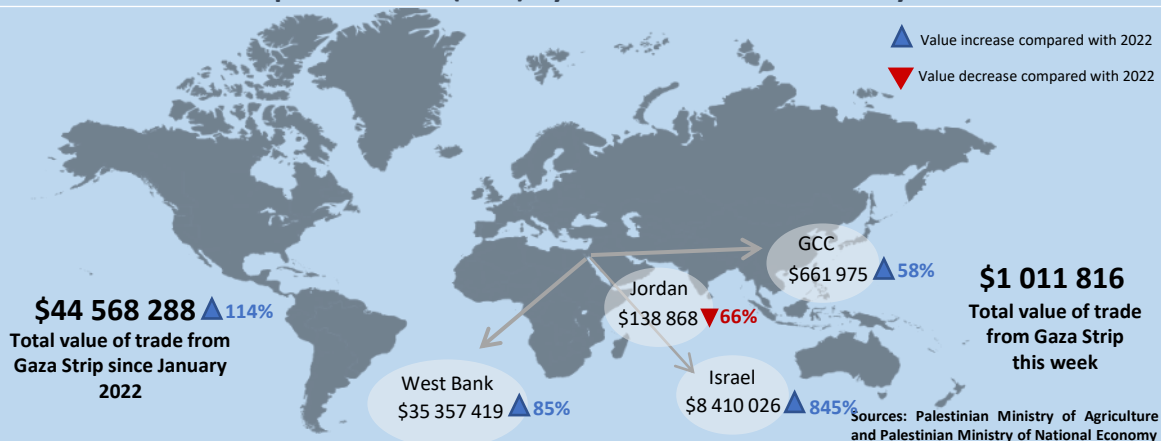


Total exported value (USD) by destination since January 2022



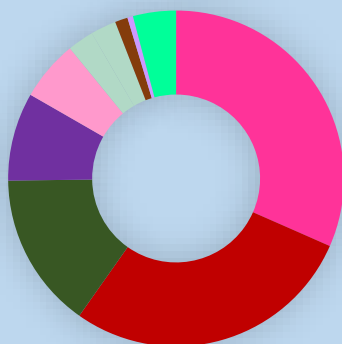
Gaza Strip

Agricultural Trade

From 27th Nov to 1st December 2022

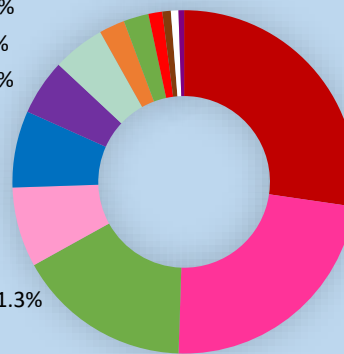
Total exports value by product since January 2022 (%)

- Strawberries 32%
- Tomato 28.2%
- Cucumber 15.0%
- Eggplant 9%
- Sweet Pepper 6%
- Zucchini 3%
- Chili 2.5%
- Potato 1%
- Sweet Potato 0.5%
- Others 4.1%



Weekly exports value by product (%)

- Tomato 27%
- Strawberries 23%
- Cucumber 16.4%
- Sweet Pepper 8%
- Cabbage 7%
- Eggplant 5%
- Zucchini 5%
- Carrot 2.4%
- Chili 2.4%
- Cherry Tomato 1.3%
- Pumpkin 1%
- Cauliflower 0.7%
- Dates 1%



Weekly Agricultural Trade

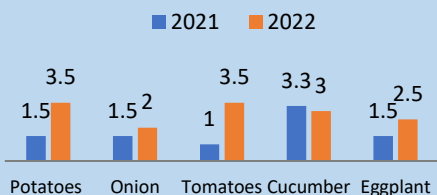
Trade to WB

Crop	Tons
Tomato	362.2
Cucumber	279.7
Strawberries	131.5
Eggplant	122.4
Cabbage	81.6
Sweet Pepper	73.2
Zucchini	60.8
Chili	42.4
Dates	18.7
Pumpkin	9.5
Cherry Tomato	9.0
Cauliflower	7.6
Carrot	5.8
Total	1204.3

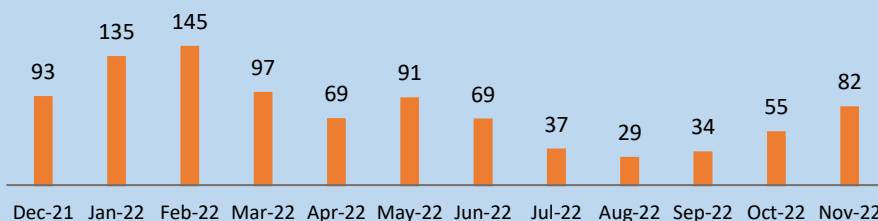
Trade to Israel

Crop	Tons
Tomato	39.7
Cucumber	22.6
Eggplant	6.8
Zucchini	3.8
Chili	3.2
Cherry Tomato	0.6
Total	76.7

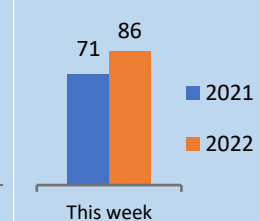
Main crops prices (NIS/KG) this week 2021 vs. 2022




Weekly average truckloads per month



Truckloads exiting Gaza this week 2021 vs. 2022



Fish trade to West Bank (Tons/USD)



Gaza Strip Agricultural Trade leverages capacity built under the project *Reform and Development of Markets, Value Chains and Producers' Organizations*, supported by Denmark, the Netherlands, EU, Switzerland & Spain. The content of the trade bulletin is the sole responsibility of FAO and does not necessarily reflect the position of the resource partners.