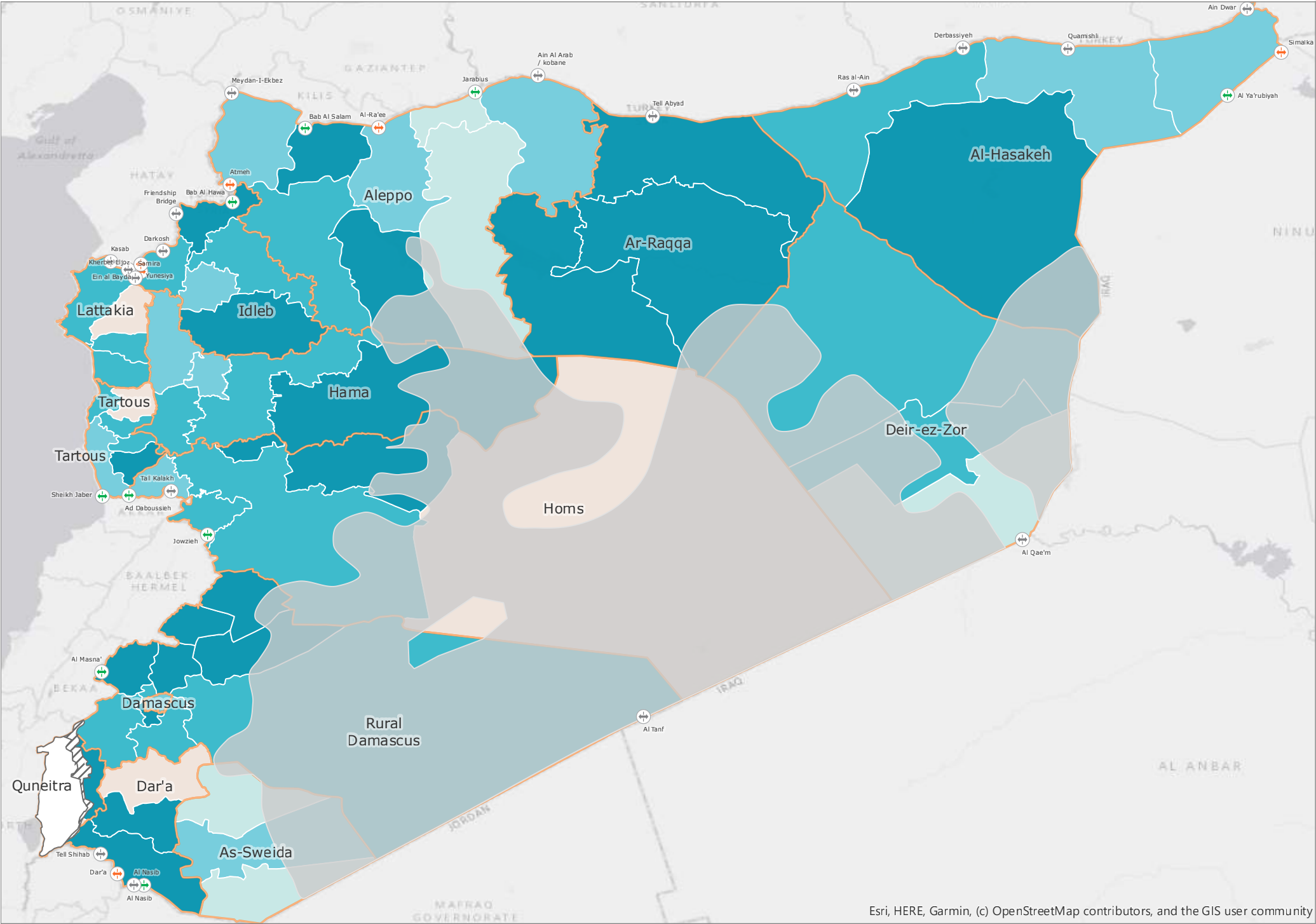


Sector Objective 1

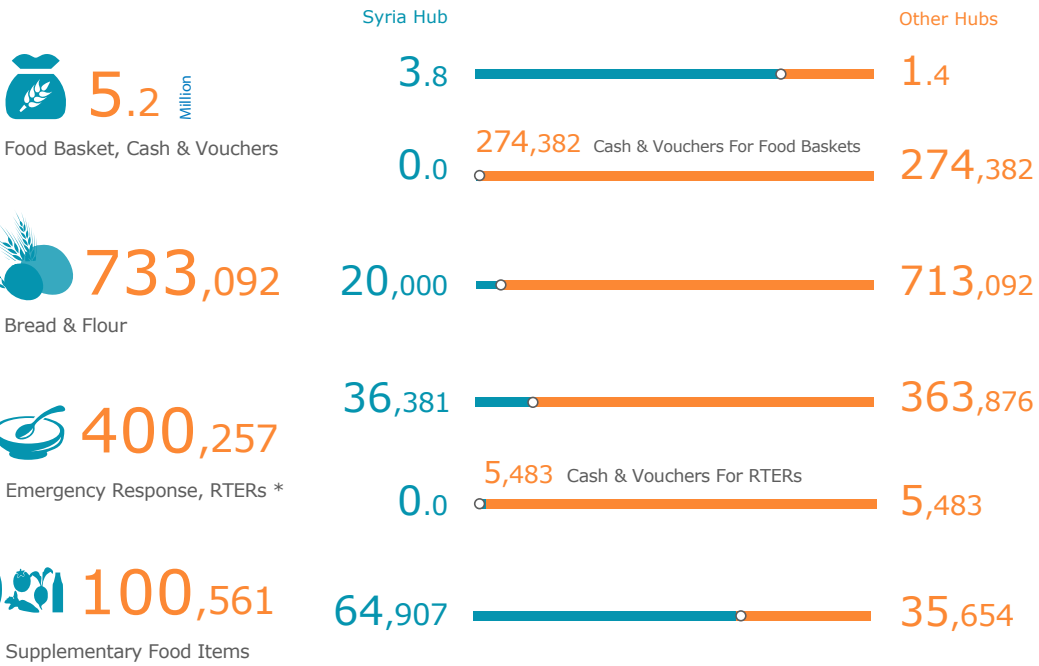
Improve The Food Security Status Of Assessed Food Insecure People Through Life-Saving And Life Sustaining Food Assistance



Esri, HERE, Garmin, (c) OpenStreetMap contributors, and the GIS user community



September 2019 Response: Number of Beneficiaries Reached



\* Note: This includes 81,766 people reached with Cooked Meals



\*Note: SADD is based on ratio of 49:51 for male/female due to lack of consistent data across partners. SADD information provided is for Food Basket only

Beneficiaries by District - Food Baskets

Coverage Percentage of Food Basket Against Target

Above 100% 51% - 100% 26% - 50% 1% - 25% Zero coverage Areas with no or limited population

Border Crossing

Opened Closed Sporadically opened

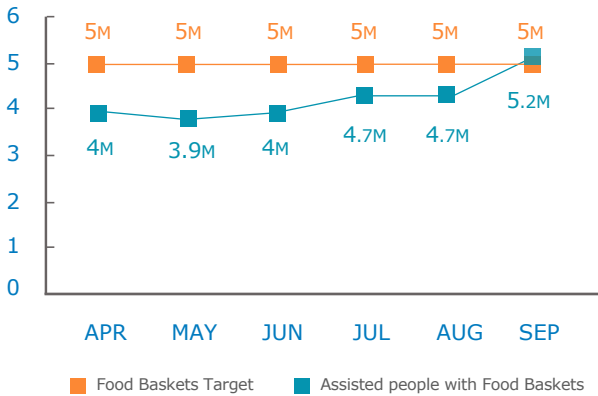
Please visit the:

FSS Interactive dashboard

FSS Partners' Presence Map

\* Contact: [info.wos@fscluster.org](mailto:info.wos@fscluster.org)

\* Syria Emergency Page on: <http://fscluster.org/syria>



**12 Partners** WFP UNRWA ICRC

**Total Fund \$ 1.1 Billion**

Unmet 46 %

Received 54 %

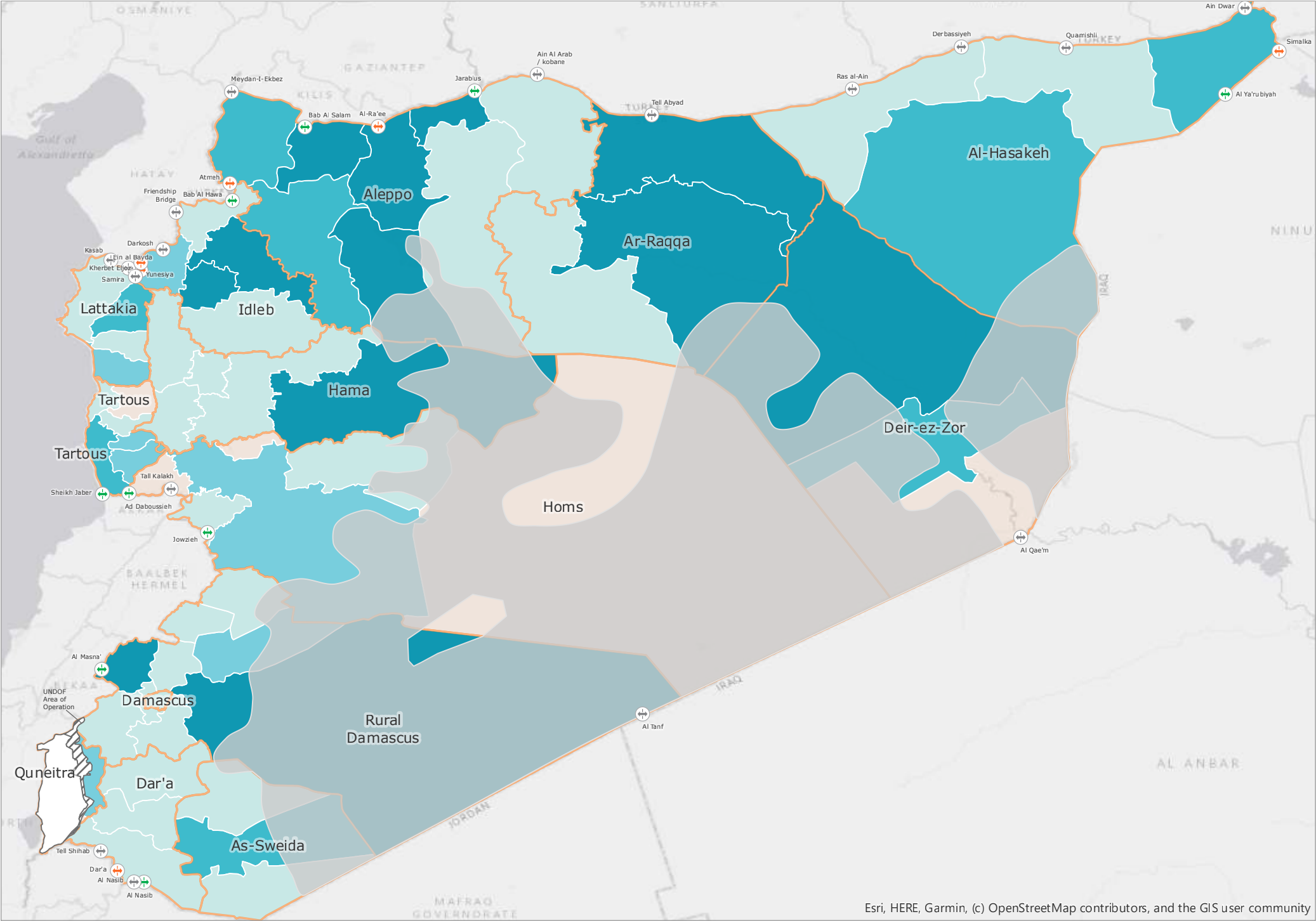
As of 26 November, 2019

**HRP Ptners Provided FBs** **4,634,833**

**Non-HRP Ptners Provided FBs** **561,265**

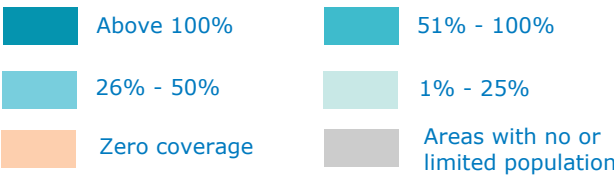
Sector Objective  
2 & 3

2: Support self reliance of affected households by protecting and building productive assets and restoring or creating income generating opportunities.  
3: Improve communities' capacity to sustain households' livelihoods by improving linkages with value chain

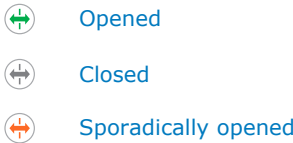


Beneficiaries by District - Livelihoods

Coverage Percentage of Food Basket Against Target



Border Crossing



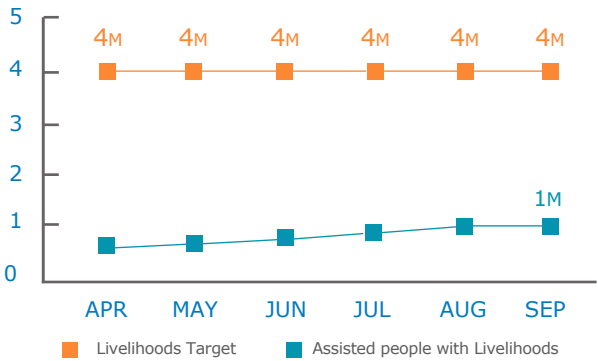
Please visit the:

FSS Interactive dashboard

FSS Partners' Presence Map

\* Contact: [info.wos@fcluster.org](mailto:info.wos@fcluster.org)

\* Syria Emergency Page on: <http://fcluster.org/syria>



PEOPLE IN NEED  
2019

FOOD &  
LIVELIHOOD

9 Million  
HNO 2018 10.5 M  
HNO 2017 9.0 M  
HNO 2016 8.7 M

OVERALL SO 2 & 3 TARGET  
2019

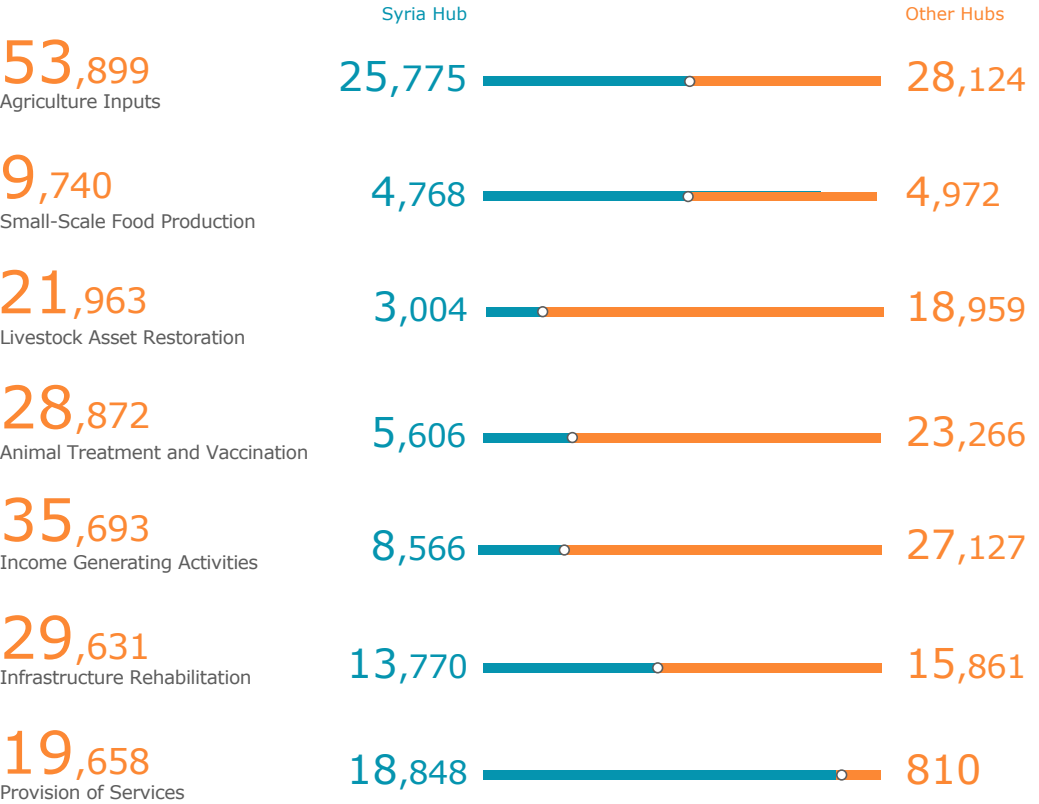
4 Million

Sector Objective 2

Sector Objective 3

January - September 2019 Response: Number of Households Reached

199 K Cumulative Housholds Reached



\*Note: SADD is based on ratio of 49:51 for male/female due to lack of consistent data across partners. SADD information provided is for total Livelihoods



As of 26 November, 2019



HRP Ptners  
Provided  
Livelihoods

117,337 HHs

Non-HRP Ptners  
Provided  
Livelihoods

82,119 HHs

49 Partners  
FAO  
WFP  
ICRC