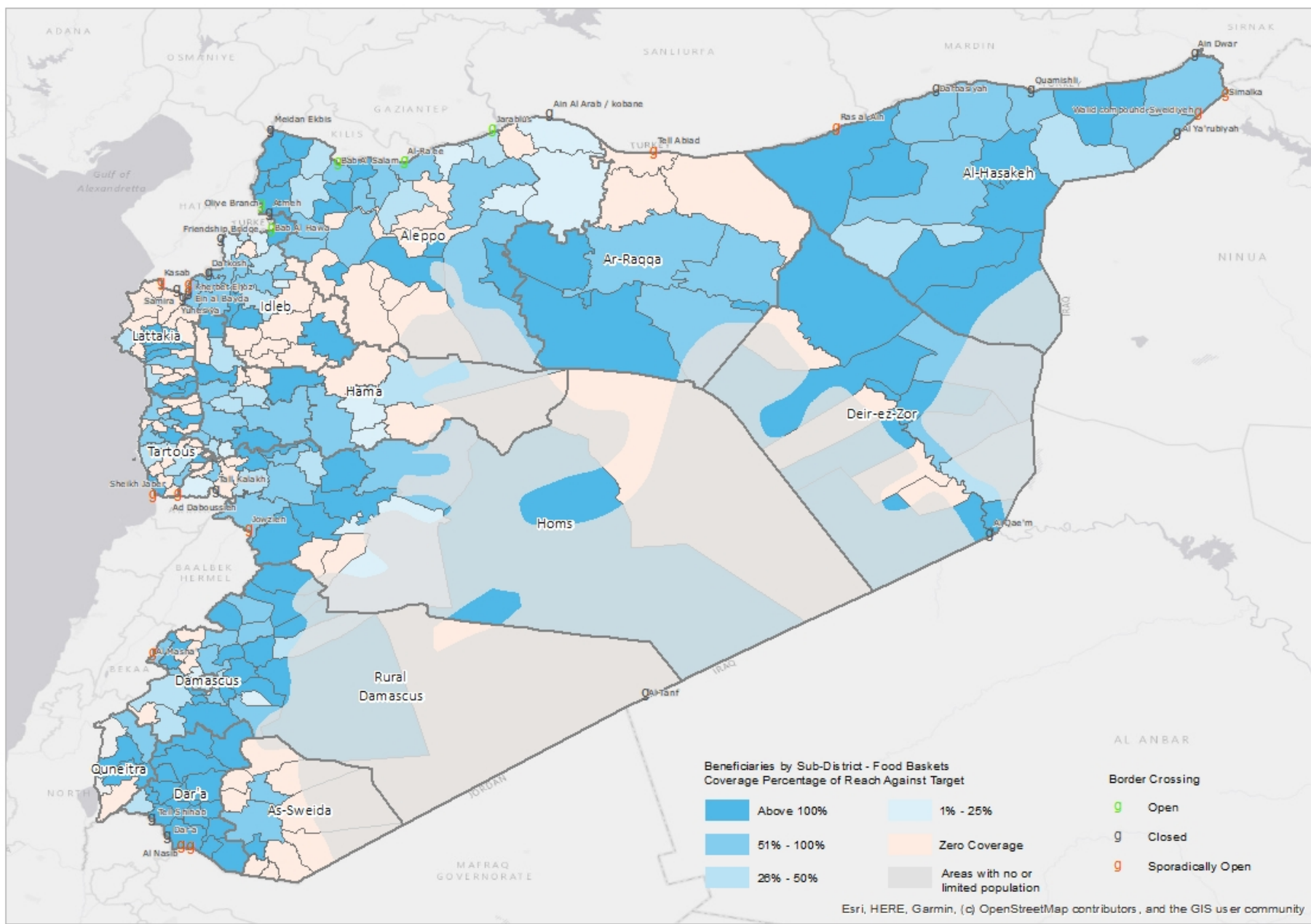


Syria: Sector Objective 1 – Food Assistance Dashboard

SO 1: To Scale-up and sustain minimum food consumption needs through life-saving and life-sustaining food assistance.

December 2021



PEOPLE IN NEED 2021
14.2 Million
 HNO 2020 9.8 M
 HNO 2019 9.0 M
 HNO 2018 10.5 M

OVERALL SO1 TARGET 2021
8.75 Million
 Food Baskets (In-kind, Cash, Voucher) 7.75 m
 Emergency Response 1.0 m

FOOD AND LIVELIHOODS NUMBER OF BENEFICIARIES REACHED

	Syria HCT	Syria Cross-Border HLG	NES NGO Forum
6.7 million Food Baskets In-kind, Cash & Vouchers	4.6m	1.8m	0.1m
Cash & Vouchers for Food Baskets (Avg)	1,684	125,922	29,339
Food Baskets + Livelihoods* (Avg)	-	-	-

2.6 million Bread and Flour support

Syria HCT	Syria Cross-Border HLG	NES NGO Forum
2,270,122	282,918	-

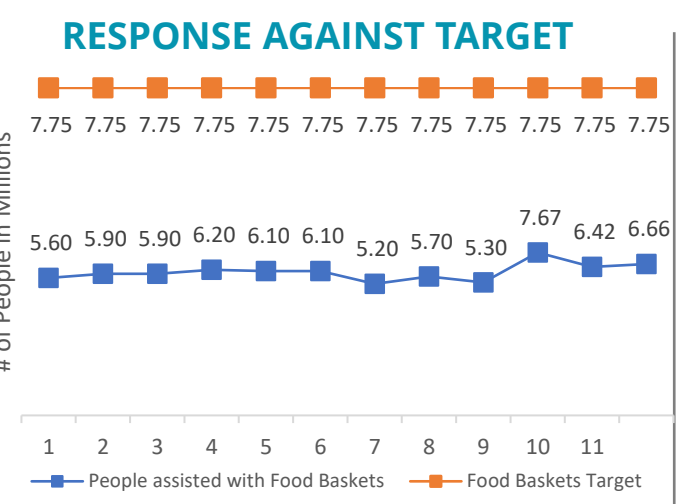
197,496 Emergency Response, RTERs, Cooked Meal

Syria HCT	Syria Cross-Border HLG	NES NGO Forum
189,015	8,481	-

411,345 Mixed Food Items (MFIs, SFBs**, Others etc.)

Syria HCT	Syria Cross-Border HLG	NES NGO Forum
79,587	287,192	44,566

* This covers WFP's Livelihoods Integration Strategy
 ** Supplementary Food Baskets



PARTNERS

30 (Inc.: WFP, UNRWA)

INGO	National NGO	UN Agencies
14	13	3

The above are reporting partners.
 HRP partners: 21

HRP Partners Food Baskets Beneficiaries: 6,464,377

Non-HRP Partners Food Baskets Beneficiaries: 203,697

HRP 2021 FUNDING STATUS

Received USD \$447 M

Required USD \$1.63 B

Gap USD \$1.18 B

FTS UNOCHA: As of 15/02/2022

BENEFICIARY BREAKDOWN

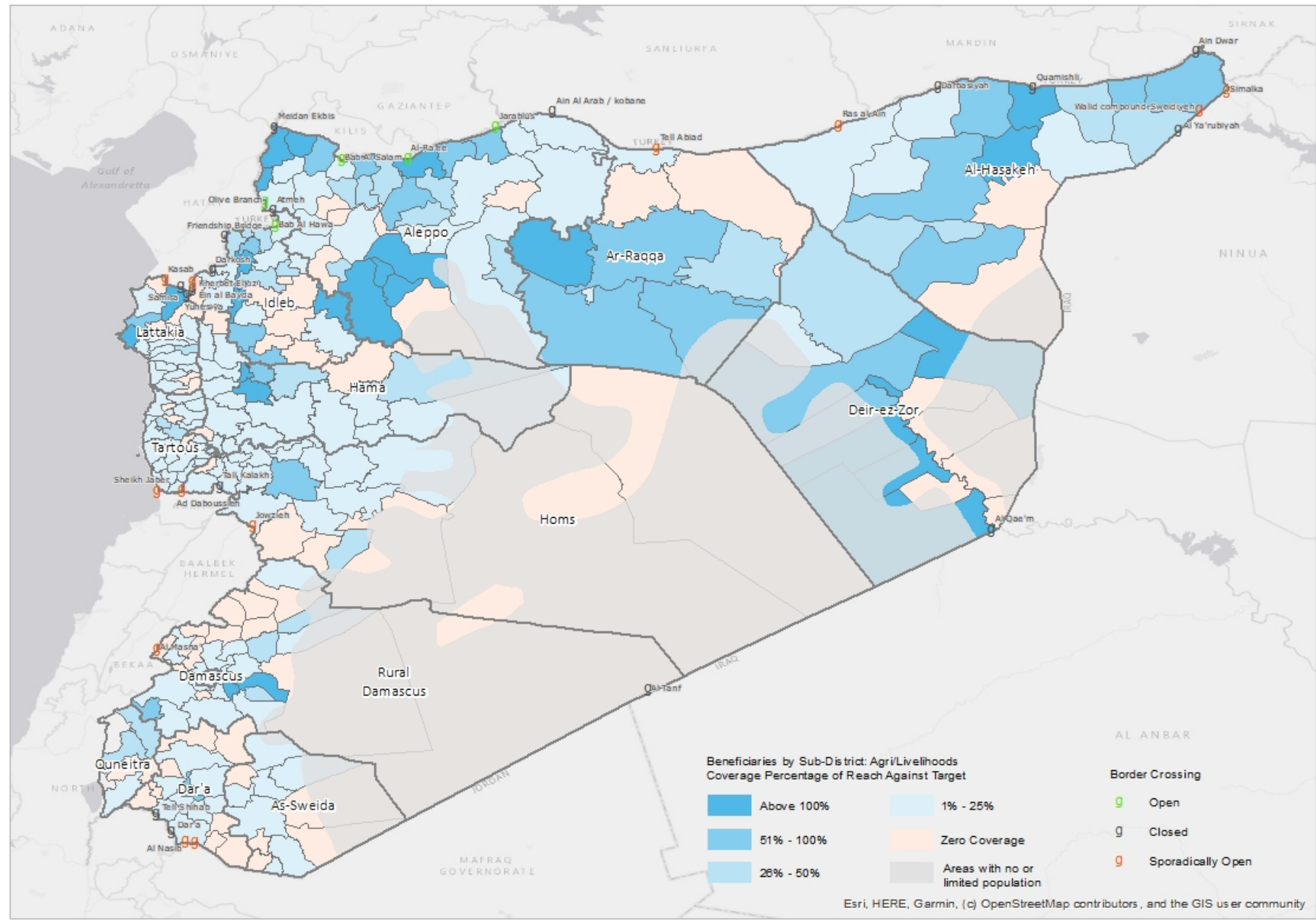
3,302,959 Female Beneficiaries	1,519,361 Women	1,783,598 Girls
3,099,453 Male Beneficiaries	1,363,760 Men	1,735,694 Boys

CASH AND VOUCHER FOOD BASKET SUPPORT PERCENTAGE OF TOTAL RESPONSE AND BY HUB

Hub	Percentage coverage of C&V across hubs
Syria HCT	5%
Syria Cross-Border HLG	2%
NES NGO Forum	0%
Syria HCT	88%
NES NGO Forum	12%

Syria: Sector Objective 2 & 3 – Livelihoods Ass. Dashboard | Jan – Dec 2021

SO 2: Support self-reliance of affected households by protecting and building productive assets and restoring or creating income generating opportunities to save and sustain lives.
 SO 3: To improve communities' resilience and capacity to sustain households' livelihoods by improving linkages with value chain through the light rehabilitation of productive and economic infrastructure.



PEOPLE IN NEED 2021
 14.2 Million
 HNO 2020 9.8 M
 HNO 2019 9.0 M
 HNO 2018 10.5 M

OVERALL SO 2 & 3 TARGET 2021
 11.7 Million
 Sector Obj. 2 Target 8.70 m
 Sector Obj. 3 Target 3.04 m

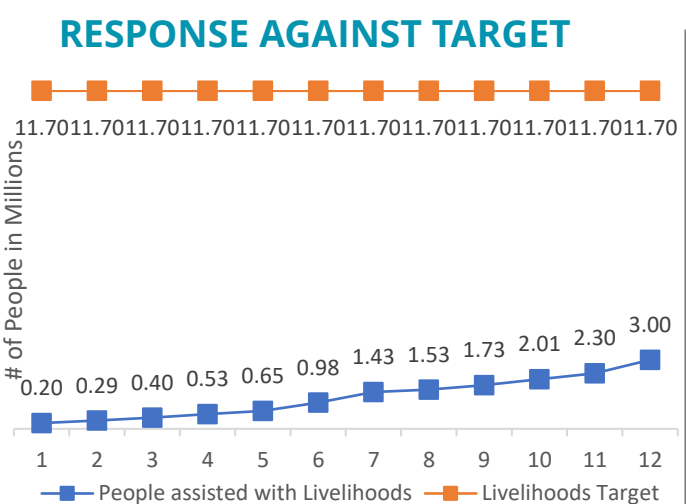
FOOD AND LIVELIHOODS

NUMBER OF HOUSEHOLDS REACHED

500,015 Cumulative HHs Reached
3,000,089 Beneficiaries Reached

● Syria HCT ● Syria Cross-Border HLG ● NES NGO Forum

90,913 HHs Agriculture inputs	44,556	26,166	20,192
16,151 HHs Small-scale Food Production	9,368	500	6,283
50,718 HHs Livestock Asset Restoration	24,442	13,101	13,176
120,187 HHs Animal treatment and vaccination	80,985	34,605	4,597
38,113 HHs Income Generating Activities	4,746	23,469	9,899
132,661 HHs Infrastructure Rehabilitation	91,370	11,767	29,525
51,271 HHs Provision of Services	7,466	358	43,447



PARTNERS
 61 (Inc.: FAO, WFP)

31 National NGO | 24 INGO | 6 UN Agencies

*The above are reporting partners.
 HRP partners: 41*

HRP Partners Agriculture-based Livelihoods Beneficiaries: 342,931 HHs

Non-HRP Partners Agriculture-based Livelihoods Beneficiaries: 157,400 HHs

HRP 2021 FUNDING STATUS

Received USD \$447 M

Required USD \$1.63 B

Gap USD \$1.18 B

FTS UNOCHA: As of 15/02/2022

BENEFICIARY BREAKDOWN

1,524,907 Female Beneficiaries
 701,457 Women
 823,450 Girls

1,435,694 Male Beneficiaries
 631,705 Men
 803,988 Boys

CASH AND VOUCHER AGRICULTURE-LIVELIHOOD SUPPORT PERCENTAGE OF TOTAL RESPONSE AND BY HUB

5% VOUCHER | 6% CASH

13% Syria HCT | 52% Syria Cross-Border HLG | 35% NES NGO Forum

Percentage coverage of C&V across hubs