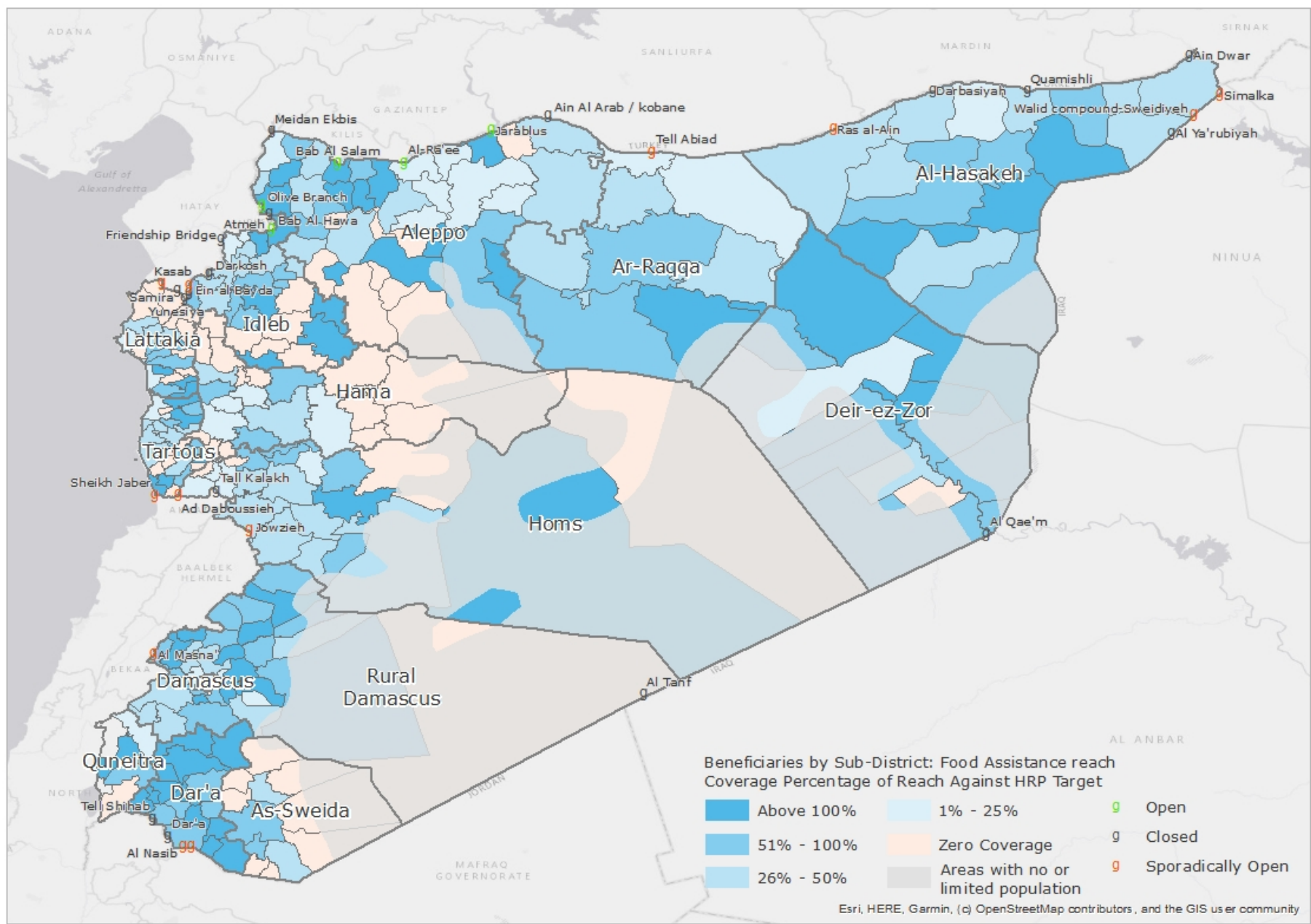


Syria: Sector Objective 1 – Food Assistance Dashboard

SO 1: To Scale-up and sustain minimum food consumption needs through life-saving and life-sustaining food assistance.

June 2023



PEOPLE IN NEED 2023

15 Million

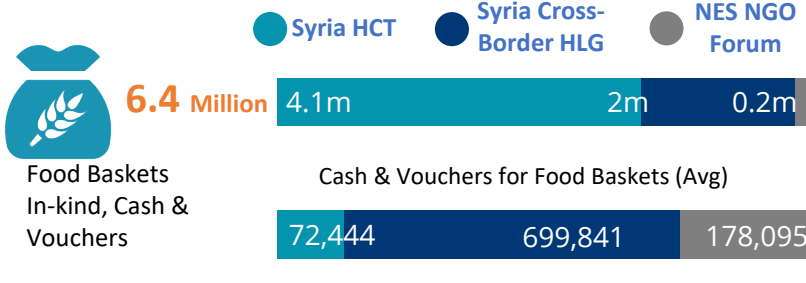
HNO 2022 13.9 M
HNO 2021 13.2 M
HNO 2020 9.8 M

OVERALL SO1 TARGET 2023

13.4 Million

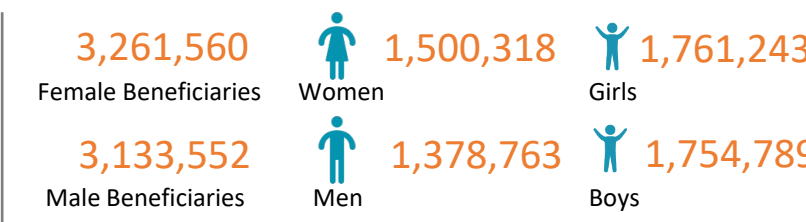
Food Baskets (In-kind, Cash, Voucher) 11.2 M
Emergency Response 2.2 M

FOOD AND LIVELIHOODS NUMBER OF BENEFICIARIES REACHED

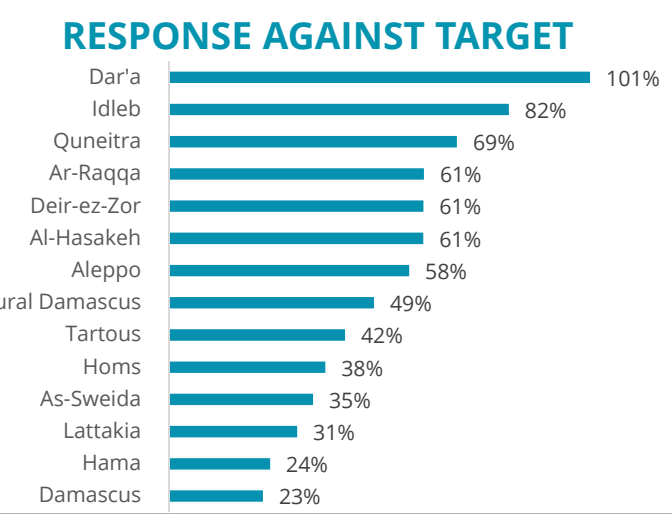



* Flash Appeal – Earthquake Response
** Supplementary Food Baskets

BENEFICIARY BREAKDOWN



CASH AND VOUCHER FOOD BASKET SUPPORT PERCENTAGE OF TOTAL RESPONSE PER HUB



PARTNERS

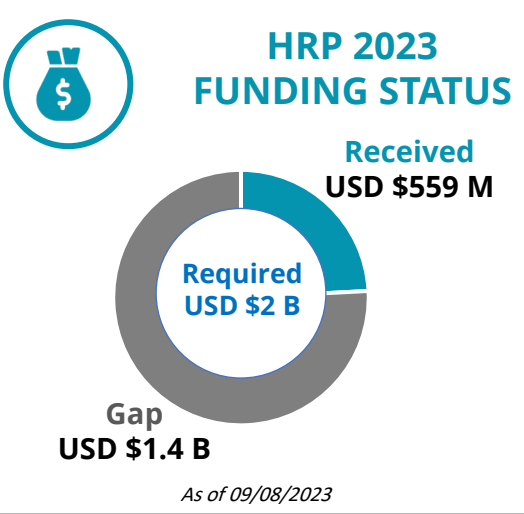
31 (Inc.: WFP, UNRWA)

16	13	2
INGO	National NGO	UN
Red Cross		

The above are reporting partners.
HRP partners: 24

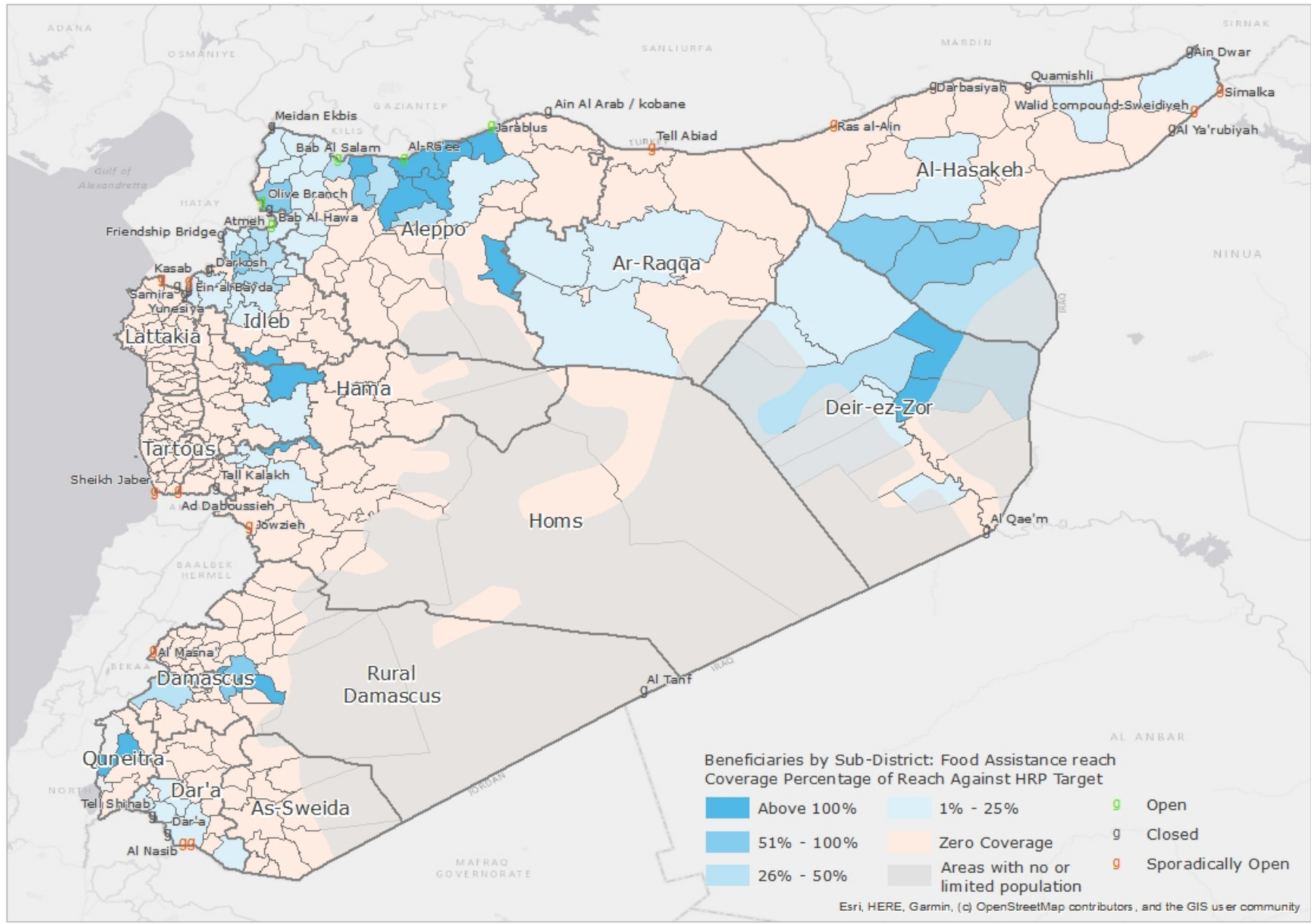
HRP Partners Food Baskets Beneficiaries: **6,105,536**

Non-HRP Partners Food Baskets Beneficiaries: **289,576**



Syria: Sector Objective 2 & 3 – Livelihoods Ass. Dashboard | Jan – Dec 2023

SO 2: Support self-reliance of affected households by protecting and building productive assets and restoring or creating income generating opportunities to save and sustain lives.
 SO 3: To improve communities' resilience and capacity to sustain households' livelihoods by improving linkages with value chain through the light rehabilitation of productive and economic infrastructure.



PEOPLE IN NEED 2023
15 Million
 HNO 2021 13.2 M
 HNO 2020 9.8 M
 HNO 2019 9.0 M

OVERALL SO 2 & 3 TARGET 2023
7.3 Million
 Sector Obj. 2 Target **5.8 M**
 Sector Obj. 3 Target **1.5 M**

FOOD AND LIVELIHOODS

NUMBER OF HOUSEHOLDS REACHED

183,018 Cumulative HHs Reached
1,098,109 Beneficiaries Reached

● Syria HCT ● Syria Cross-Border HLG ● NES NGO Forum

18,334 HHs Agriculture inputs
 2,133 (Syria HCT) | 11,360 (Syria Cross-Border HLG) | 4,841 (NES NGO Forum)

804 HHs Small-scale Food Production
 600 (Syria HCT) | 204 (NES NGO Forum)

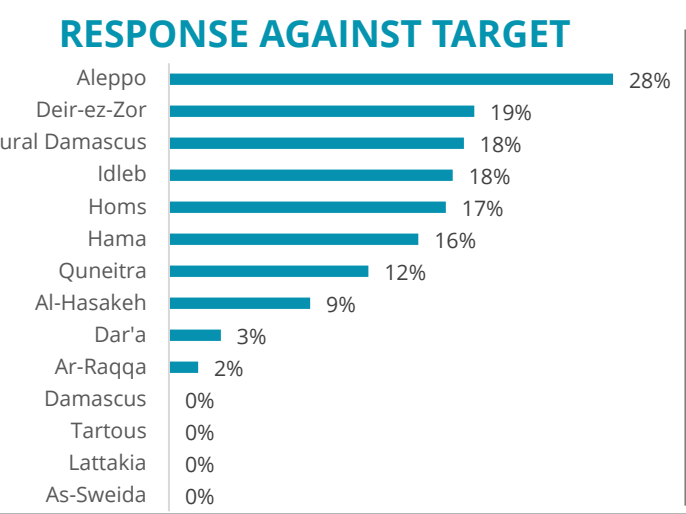
16,006 HHs Livestock Asset Restoration
 1,017 (Syria HCT) | 12,634 (Syria Cross-Border HLG) | 2,356 (NES NGO Forum)

47,914 HHs Animal treatment and vaccination
 44,629 (Syria Cross-Border HLG) | 3,285 (NES NGO Forum)

8,080 HHs Income Generating Activities
 1,161 (Syria HCT) | 4,006 (Syria Cross-Border HLG) | 2,914 (NES NGO Forum)

91,845 HHs Infrastructure Rehabilitation
 86,281 (Syria Cross-Border HLG) | 5,564 (NES NGO Forum)

34 HHs Provision of Services
 10 (Syria HCT) | 24 (NES NGO Forum)



PARTNERS
33 (Inc.: FAO, WFP)

8 National NGO | 22 INGO | 1 Red Cross | 2 UN

*The above are reporting partners.
 HRP partners: 30*

HRP Partners
 Agriculture-based Livelihoods Beneficiaries **117,332** HHs

Non-HRP Partners
 Agriculture-based Livelihoods Beneficiaries **65,687** HHs

HRP 2023 FUNDING STATUS

Received **USD \$559 M**

Required **USD \$2 B**

Gap **USD \$1.4 B**

As of 09/08/2023

BENEFICIARY BREAKDOWN

93,325 Female Beneficiaries
 42,934 Women | 50,391 Girls

89,692 Male Beneficiaries
 39,465 Men | 50,228 Boys

CASH AND VOUCHER AGRICULTURE-LIVELIHOOD SUPPORT PERCENTAGE OF TOTAL RESPONSE AND BY HUB

VOUCHER 3% | CASH 3%

Syria HCT 1% | Syria Cross-Border HLG 93% | NES NGO Forum 6%

Percentage coverage of C&V across hubs