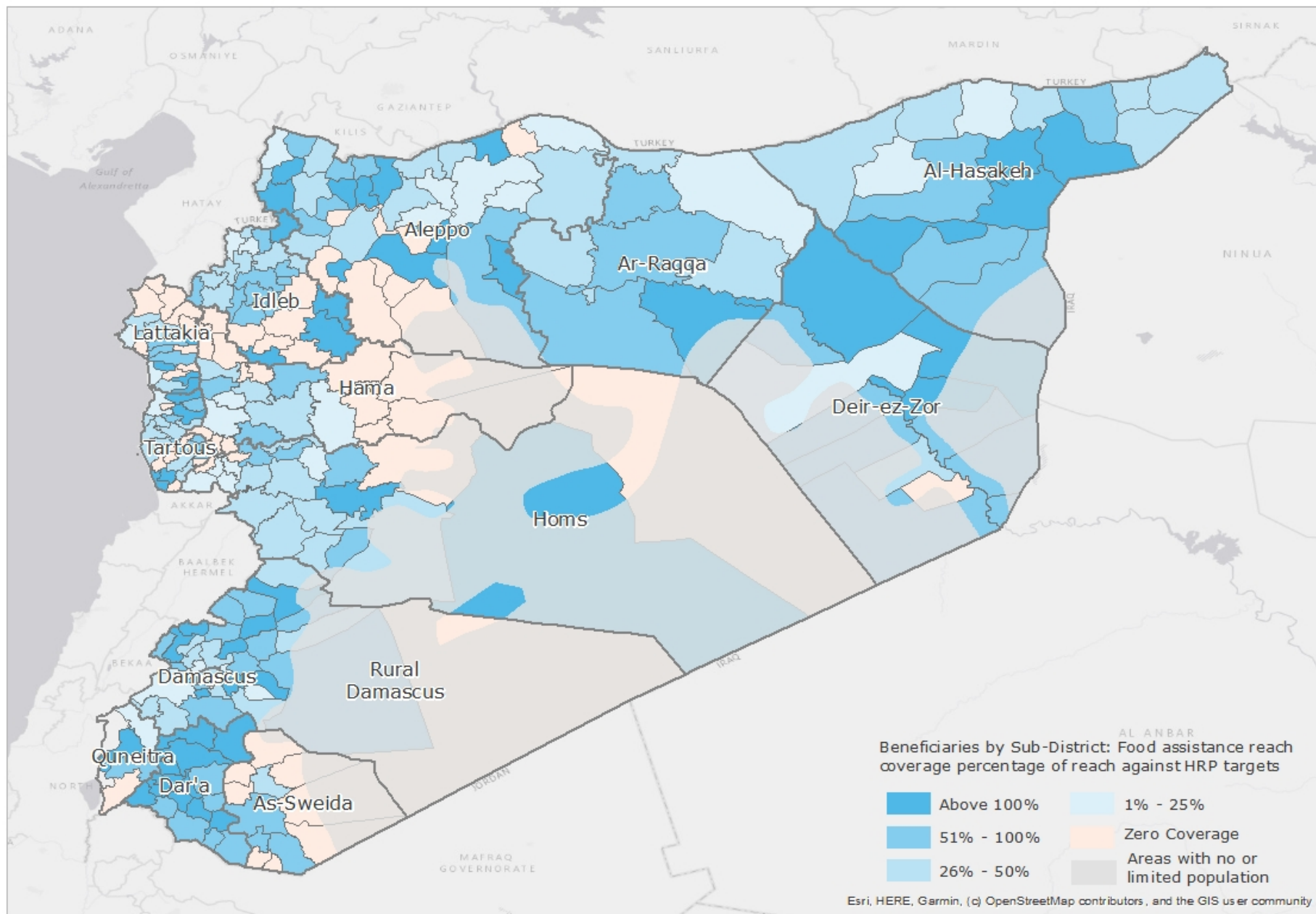


Syria: Sector Objective 1 – Food Assistance Dashboard

SO 1: To Scale-up and sustain minimum food consumption needs through life-saving and life-sustaining food assistance.

July 2023



PEOPLE IN NEED 2023

15 Million

HNO 2022 13.9 M
HNO 2021 13.2 M
HNO 2020 9.8 M

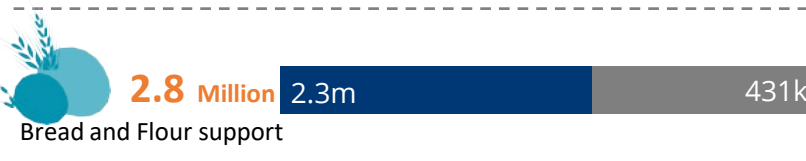
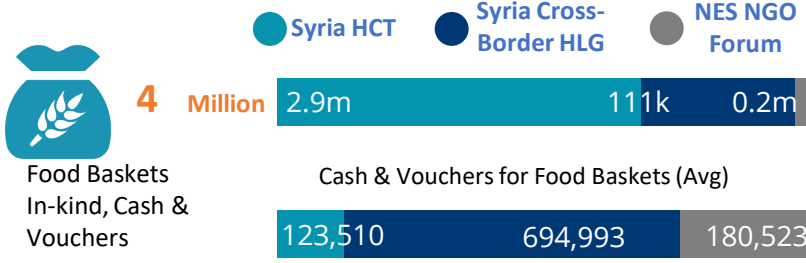
OVERALL SO1 TARGET 2023

13.4 Million

Food Baskets (In-kind, Cash, Voucher) 11.2 M
Emergency Response 2.2 M


FOOD AND LIVELIHOODS

NUMBER OF BENEFICIARIES REACHED

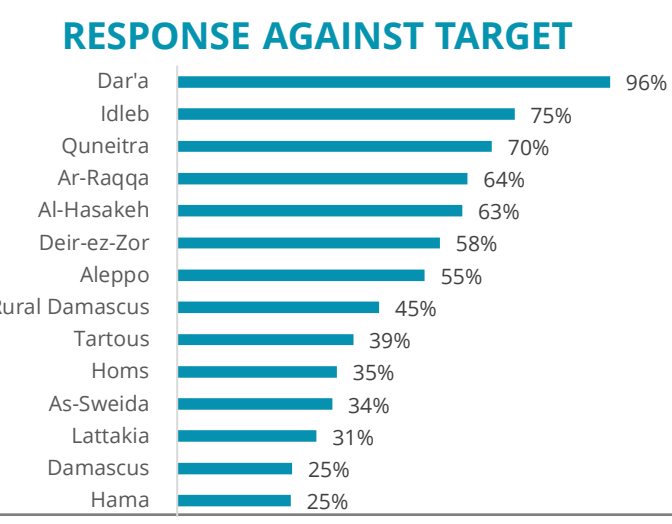
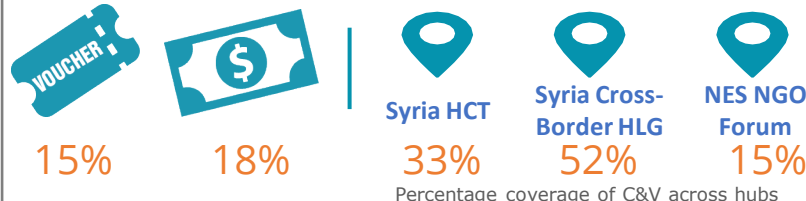


* Flash Appeal – Earthquake Response
** Supplementary Food Baskets

BENEFICIARY BREAKDOWN



CASH AND VOUCHER FOOD BASKET SUPPORT PERCENTAGE OF TOTAL RESPONSE PER HUB



PARTNERS

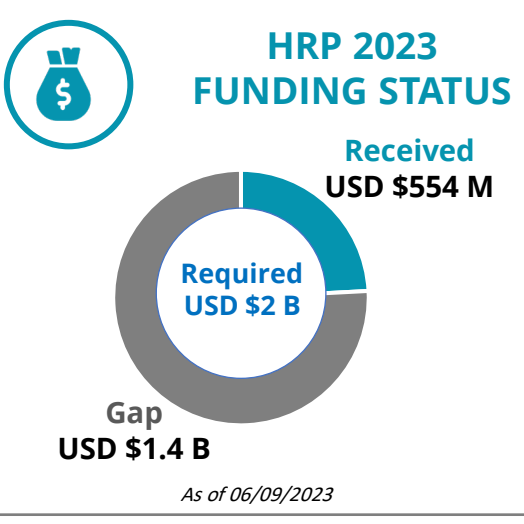
36 (Inc.: WFP, UNRWA)

INGO	16
National NGO	17
UN	2
Red Cross	1

The above are reporting partners.
HRP partners: 24

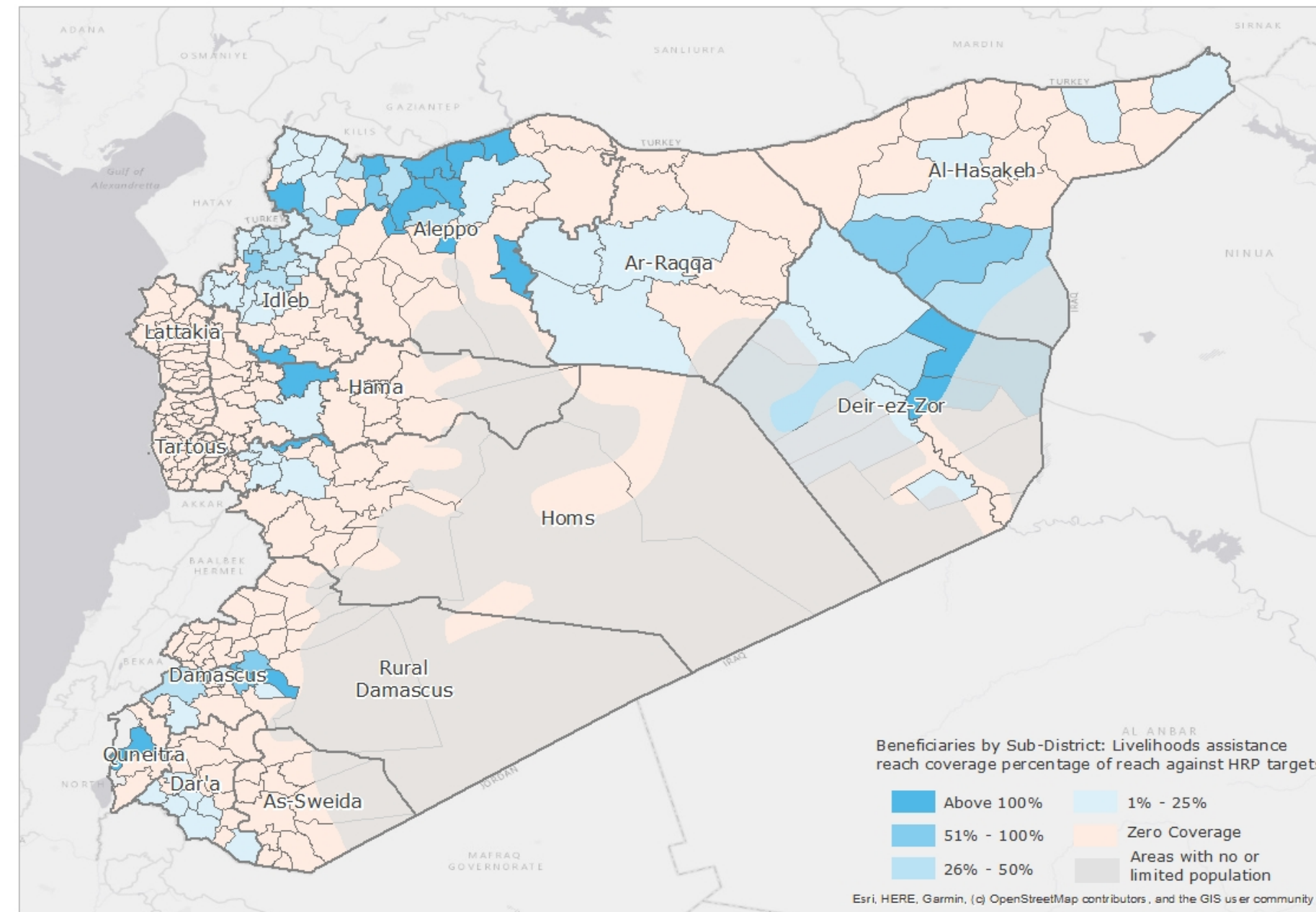
HRP Partners Food Baskets Beneficiaries: 3,700,440

Non-HRP Partners Food Baskets Beneficiaries: 266,081



Syria: Sector Objective 2 & 3 – Livelihoods Ass. Dashboard | Jan – Dec 2023

SO 2: Support self-reliance of affected households by protecting and building productive assets and restoring or creating income generating opportunities to save and sustain lives.
 SO 3: To improve communities' resilience and capacity to sustain households' livelihoods by improving linkages with value chain through the light rehabilitation of productive and economic infrastructure.



PEOPLE IN NEED 2023 **OVERALL SO 2 & 3 TARGET 2023**

15 Million HNO 2021 13.2 M
 HNO 2020 9.8 M
 HNO 2019 9.0 M

7.3 Million Sector Obj. 2 Target **5.8 M**
 Sector Obj. 3 Target **1.5 M**

FOOD AND LIVELIHOODS NUMBER OF HOUSEHOLDS REACHED

