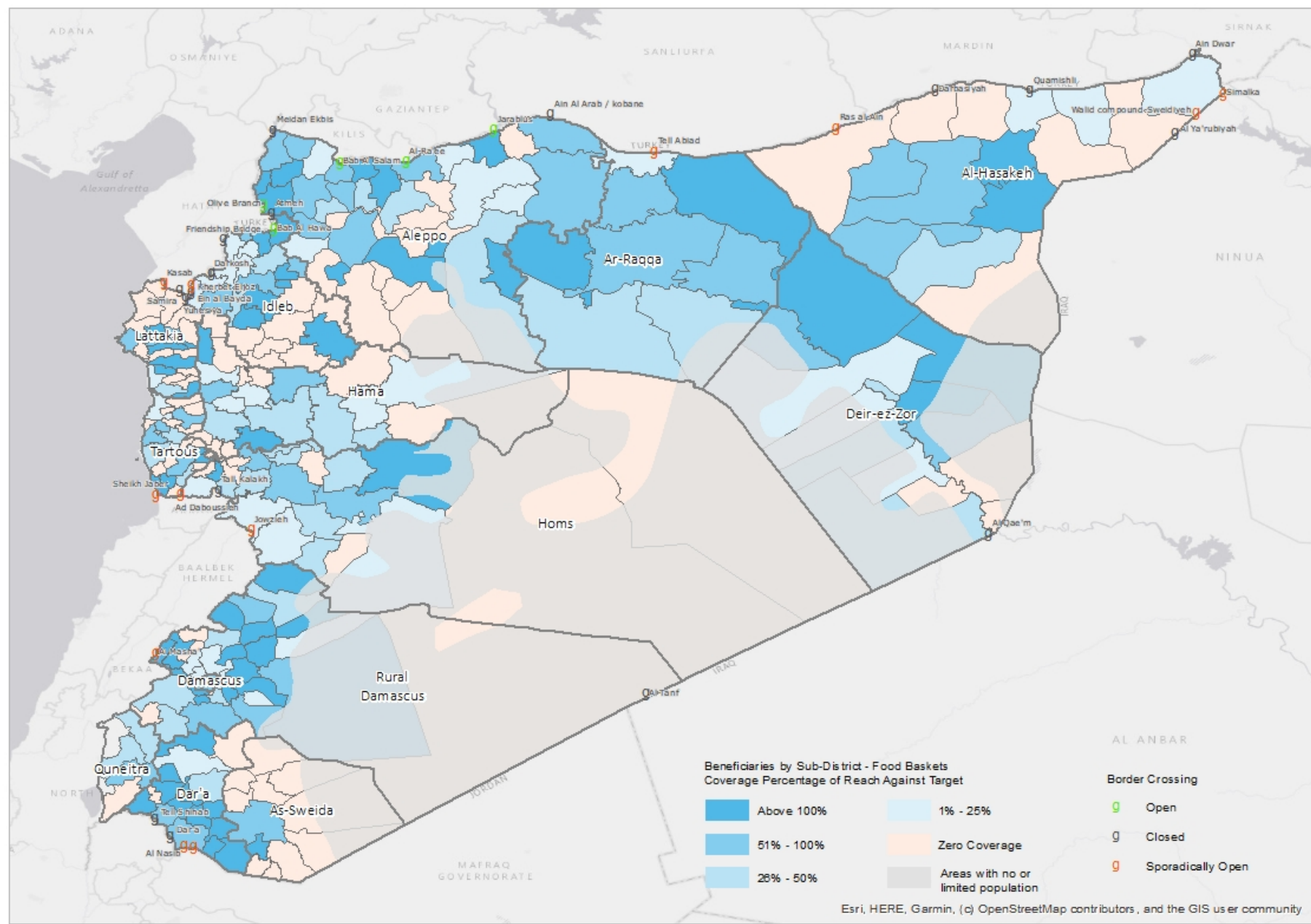


# Syria: Sector Objective 1 – Food Assistance Dashboard

SO 1: To Scale-up and sustain minimum food consumption needs through life-saving and life-sustaining food assistance.

February 2022



**PEOPLE IN NEED 2022**

**13.9 Million**

HNO 2021 13.2 M  
HNO 2020 9.8 M  
HNO 2019 9.0 M

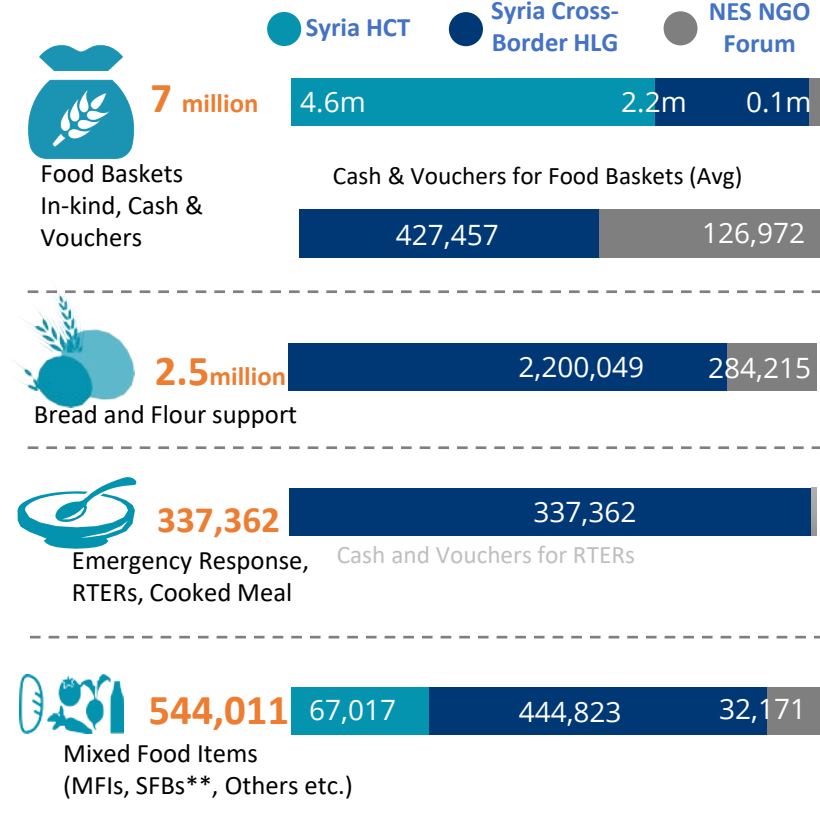
**OVERALL SO1 TARGET 2022**

**9.1 Million**

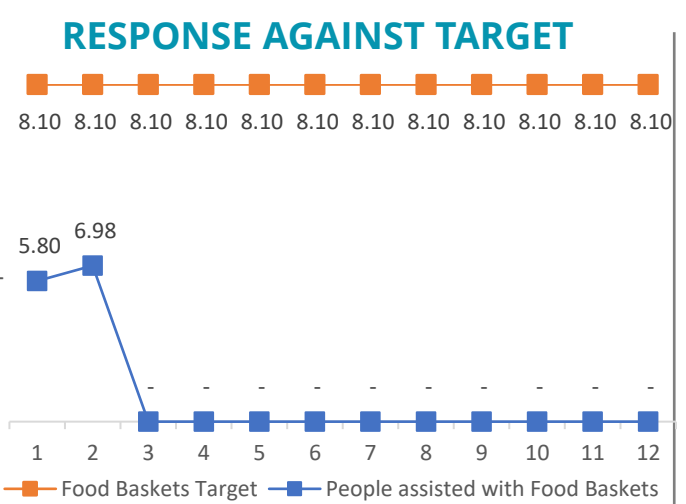
Food Baskets (In-kind, Cash, Voucher) **8.1 M**  
Emergency Response **1 M**

## FOOD AND LIVELIHOODS

### NUMBER OF BENEFICIARIES REACHED



\*\* Supplementary Food Baskets



### PARTNERS

26 (Inc.: WFP, UNRWA)

INGO	15
National NGO	8
UN Agencies	3

The above are reporting partners.  
HRP partners: 18

HRP Partners Food Baskets Beneficiaries	6,606,984
Non-HRP Partners Food Baskets Beneficiaries	379,475

### HRP 2022 FUNDING STATUS

Received USD \$111 M

Required USD \$1.7 B

Gap USD \$1.6 B

As of 18/04/2022

### BENEFICIARY BREAKDOWN

Female Beneficiaries	3,569,790	Women	1,642,104	Girls	1,927,687
Male Beneficiaries	3,416,669	Men	1,503,334	Boys	1,913,334

### CASH AND VOUCHER FOOD BASKET SUPPORT

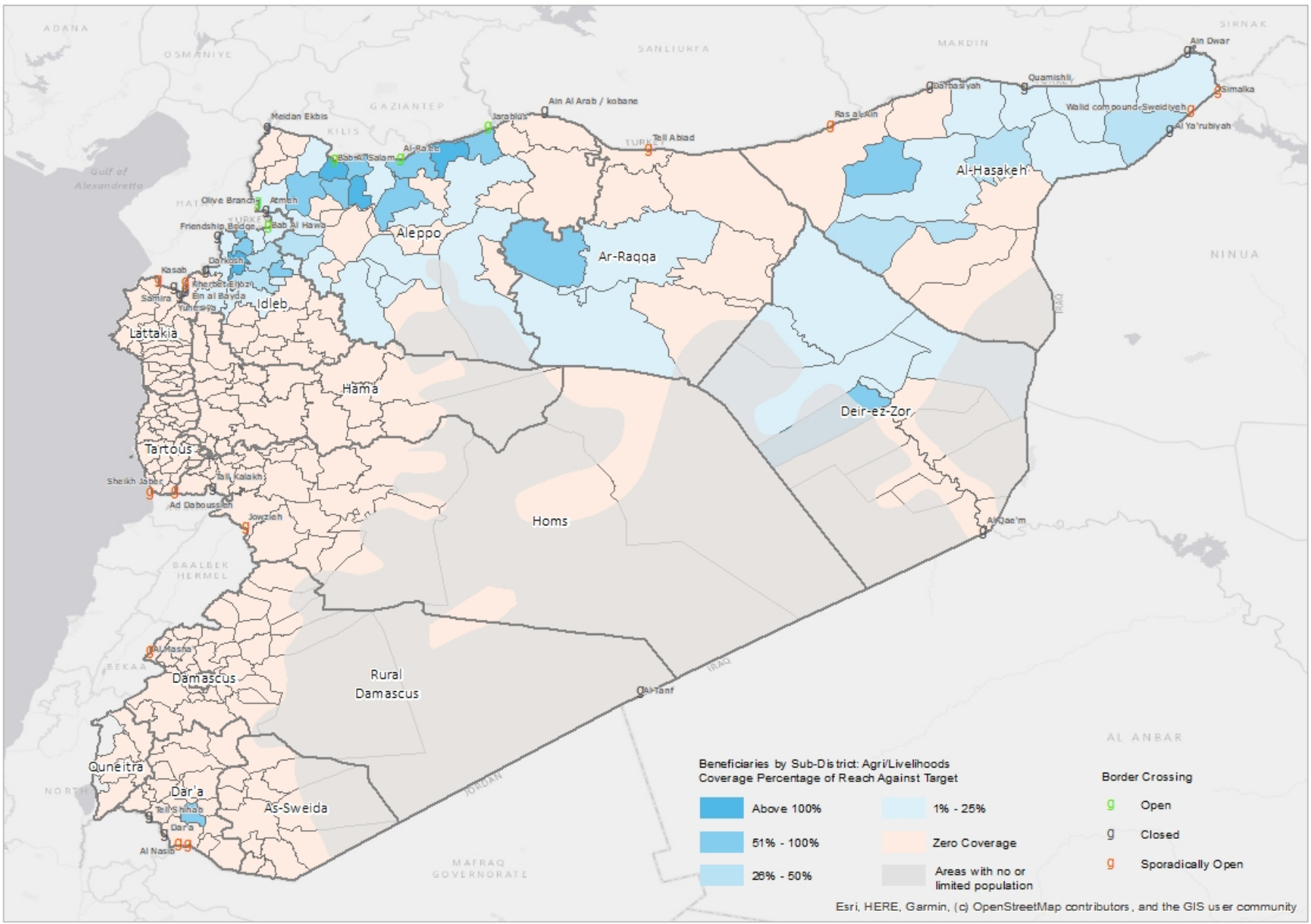
PERCENTAGE OF TOTAL RESPONSE PER HUB

Syria HCT	10%
Syria Cross-Border HLG	7%
NES NGO Forum	30%
	59%
	10%

Percentage coverage of C&V across hubs

# Syria: Sector Objective 2 & 3 – Livelihoods Ass. Dashboard | Jan – Dec 2022

SO 2: Support self-reliance of affected households by protecting and building productive assets and restoring or creating income generating opportunities to save and sustain lives.  
 SO 3: To improve communities' resilience and capacity to sustain households' livelihoods by improving linkages with value chain through the light rehabilitation of productive and economic infrastructure.



**PEOPLE IN NEED 2022**  
**13.9 Million**  
 HNO 2021 13.2 M  
 HNO 2020 9.8 M  
 HNO 2019 9.0 M

**OVERALL SO 2 & 3 TARGET 2022**  
**7.1 Million**  
 Sector Obj. 2 Target **6.6 m**  
 Sector Obj. 3 Target **507 thousand**

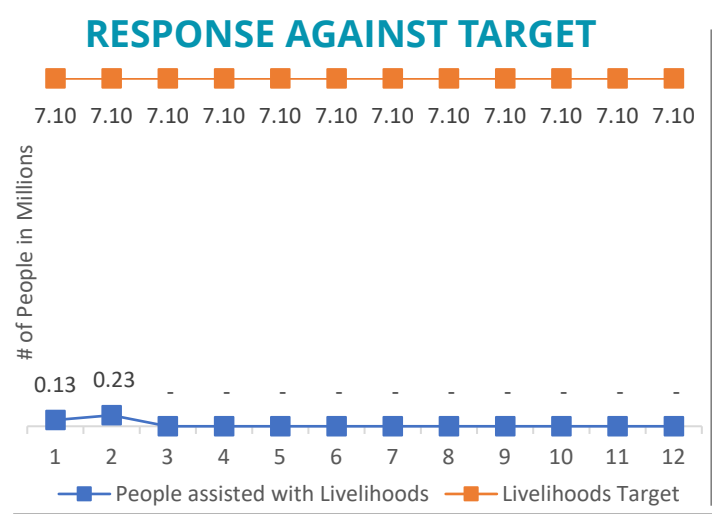
**FOOD AND LIVELIHOODS**

**NUMBER OF HOUSEHOLDS REACHED**

**39,065** Cumulative HHs Reached | **234,389** Beneficiaries Reached

● Syria HCT ● Syria Cross-Border HLG ● NES NGO Forum

<b>16,959 HHs</b> Agriculture inputs	2,590	11,085	3,284
<b>0,00 HHs</b> Small-scale Food Production			
<b>8,125 HHs</b> Livestock Asset Restoration	1,960	5,576	590
<b>4,960 HHs</b> Animal treatment and vaccination		3,080	1,880
<b>6,744 HHs</b> Income Generating Activities	50	5,176	1,517
<b>2,277 HHs</b> Infrastructure Rehabilitation		2,277	
<b>0,00 HHs</b> Provision of Services			



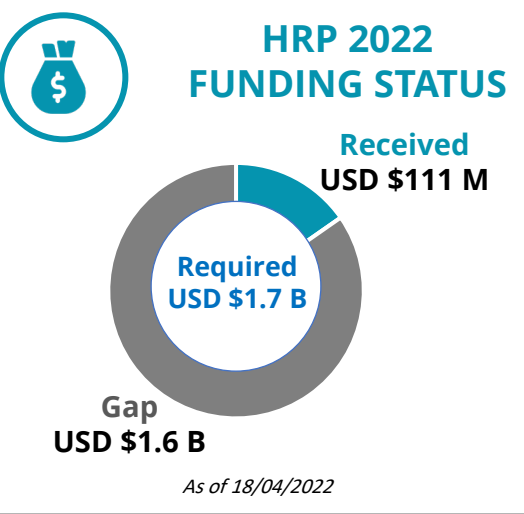
**PARTNERS**  
**34** (Inc.: FAO, WFP)

14 National NGO | 17 INGO | 3 UN Agencies

*The above are reporting partners.  
 HRP partners: 21*

**HRP Partners** **21,926** HHs  
 Agriculture-based Livelihoods Beneficiaries

**Non-HRP Partners** **17,139** HHs  
 Agriculture-based Livelihoods Beneficiaries



**BENEFICIARY BREAKDOWN**

**119,385** Female Beneficiaries  
 Women: **54,917** | Girls: **64,468**

**115,004** Male Beneficiaries  
 Men: **50,602** | Boys: **64,402**

**CASH AND VOUCHER AGRICULTURE-LIVELIHOOD SUPPORT PERCENTAGE OF TOTAL RESPONSE AND BY HUB**

7% VOUCHER | 18% CASH

● Syria HCT (0%) | ● Syria Cross-Border HLG (78%) | ● NES NGO Forum (22%)

Percentage coverage of C&V across hubs