

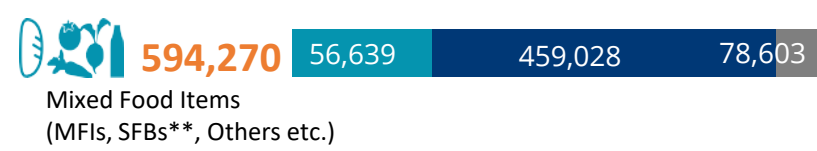
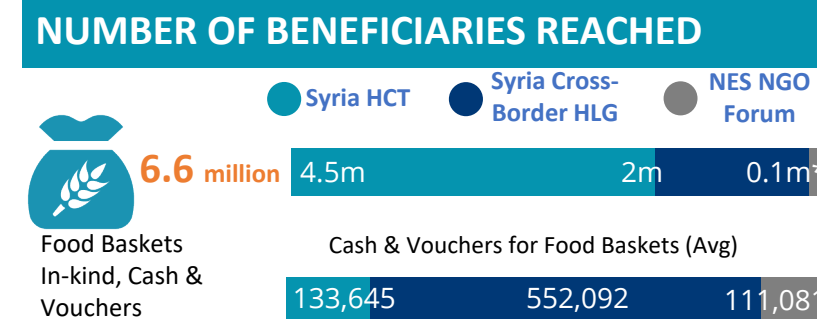
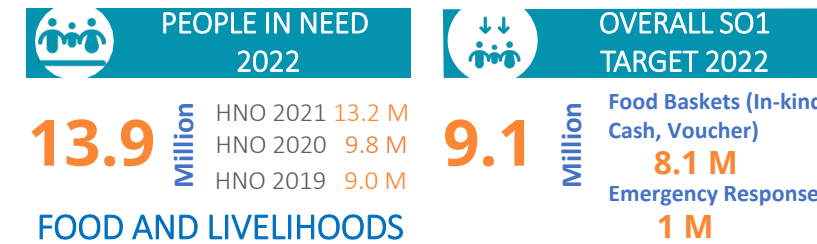
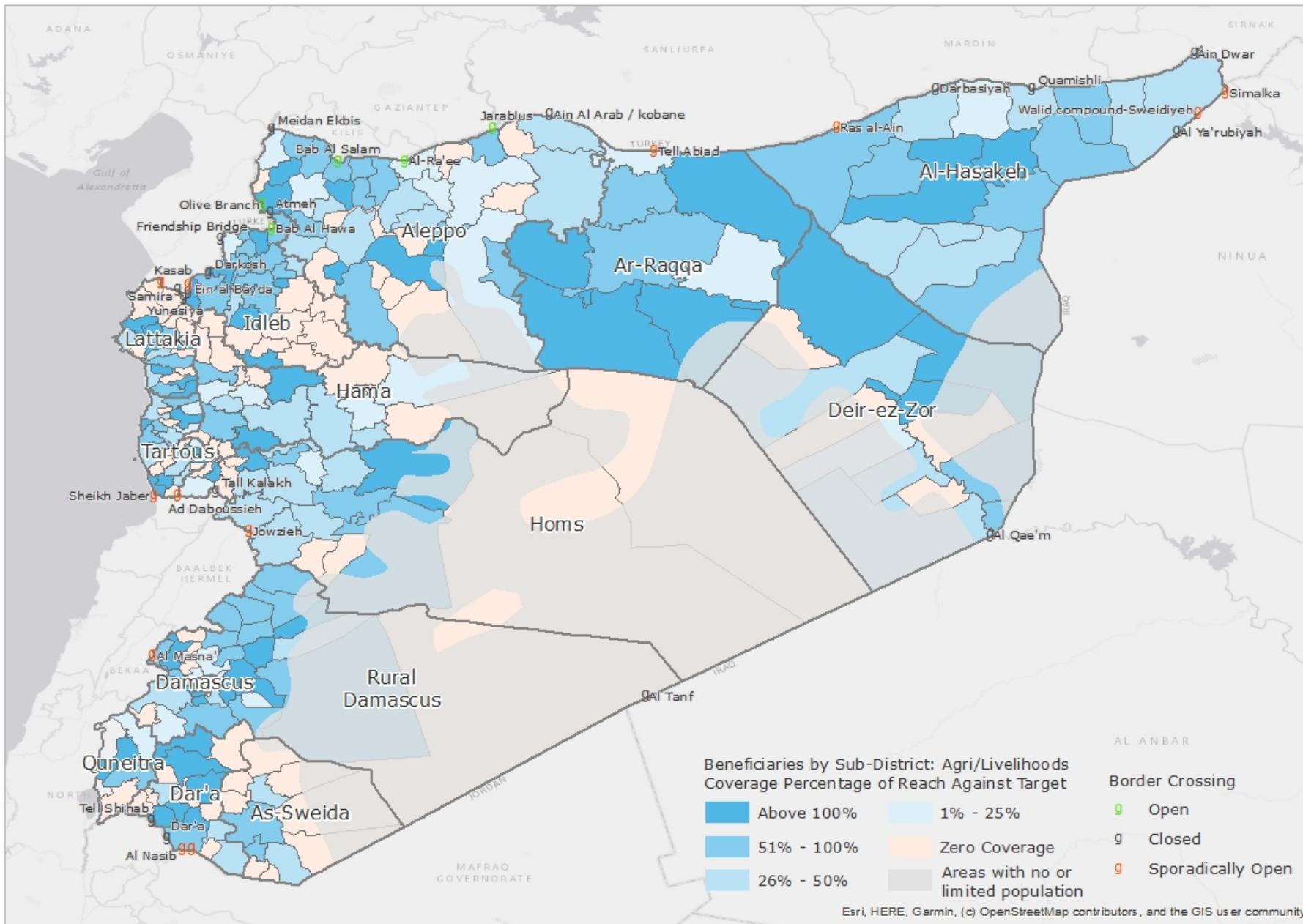
Syria: Sector Objective 1 – Food Assistance Dashboard

SO 1: To Scale-up and sustain minimum food consumption needs through life-saving and life-sustaining food assistance

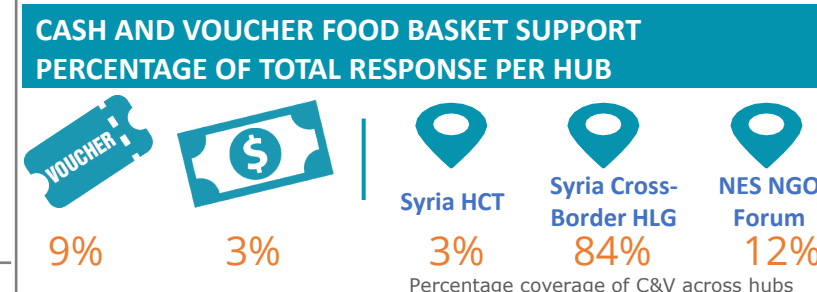
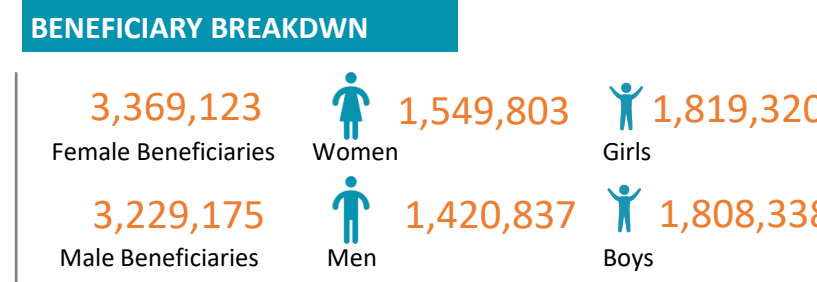
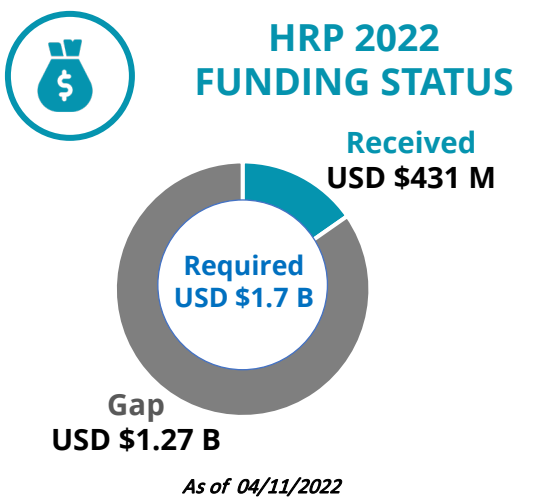

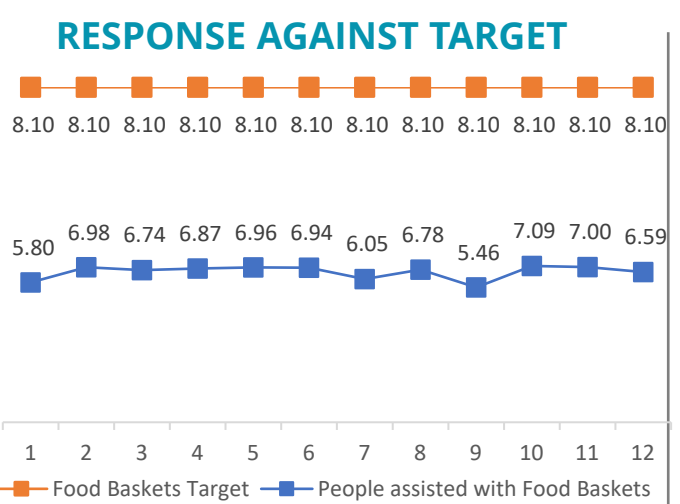
Dec 2022



**WHOLE OF SYRIA (WoS)
FOOD SECURITY
SECTOR**



* WFP response for Northeast Syria is included under HCT hub
** Supplementary Food Baskets



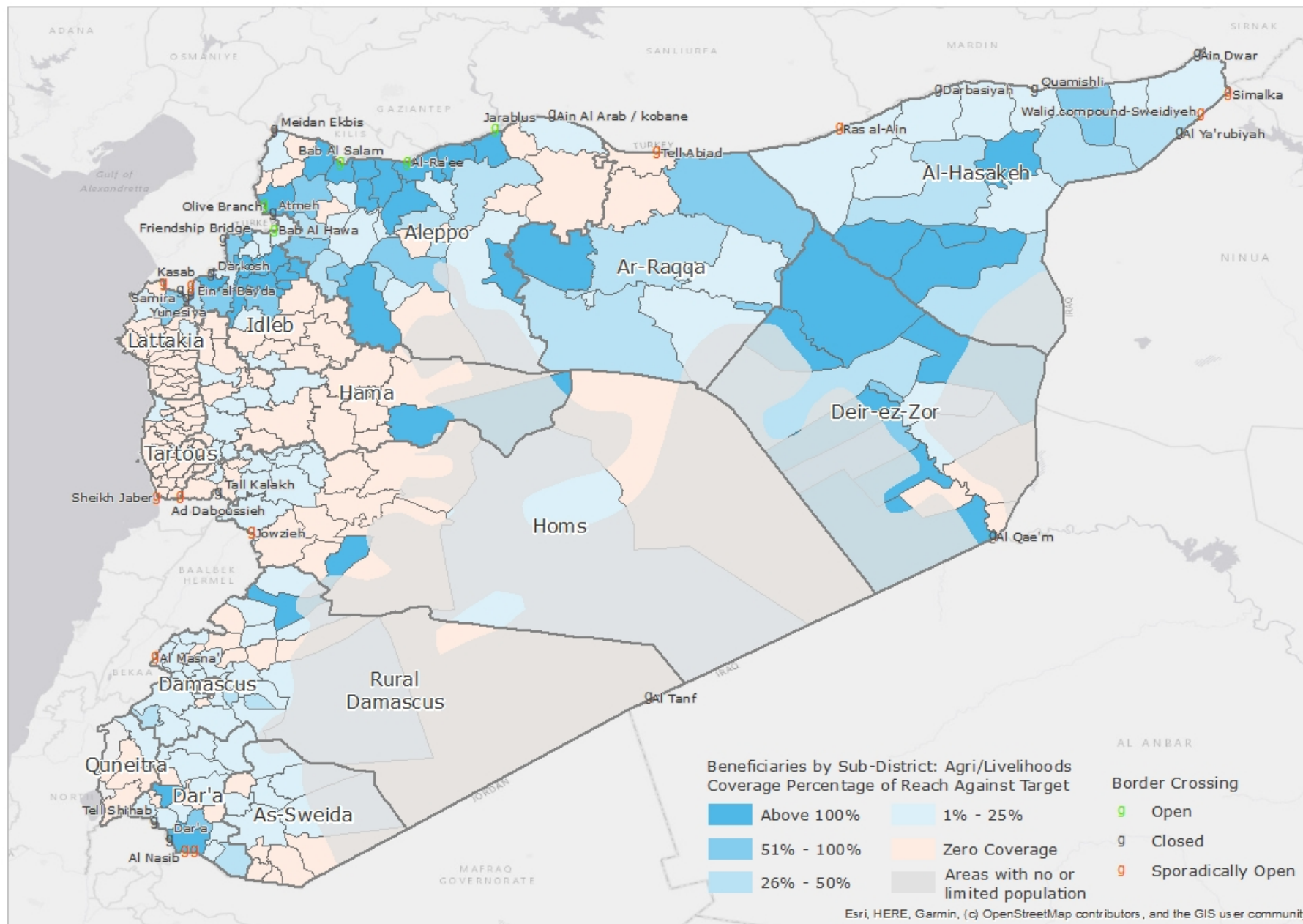
Syria: Sector Objective 2 & 3 – Livelihoods Assistance Dashboard

Jan – Dec 2022



**WHOLE OF SYRIA (WoS)
FOOD SECURITY
SECTOR**

SO 2: Support self-reliance of affected households by protecting and building productive assets and restoring or creating income generating opportunities to save and sustain lives
SO 3: To improve communities' resilience and capacity to sustain households' livelihoods by improving linkages with value chain through the light rehabilitation of productive and economic infrastructure.



PEOPLE IN NEED 2022 ***OVERALL SO 2 & 3 TARGET 2022**

13.9 Million HNO 2021 13.2 M
HNO 2020 9.8 M
HNO 2019 9.0 M

7.1 Million **Sector Obj. 2 Target 6.6 m**
Sector Obj. 3 Target 507 thousand

FOOD AND LIVELIHOODS

* 1.6 M is the overall HHs target

NUMBER OF HOUSEHOLDS REACHED

380,692 Cumulative HHs Reached | **2,284,155** Beneficiaries Reached

77,748 HHs Agriculture inputs

Category	Syria HCT	Syria Cross-Border HLG	NES NGO Forum
Agriculture inputs	13,259	43,368	21,122

3,240 HHs Small-scale Food Production

Category	Syria HCT	Syria Cross-Border HLG	NES NGO Forum
Small-scale Food Production	2,709	48	483

36,095 HHs Livestock Asset Restoration

Category	Syria HCT	Syria Cross-Border HLG	NES NGO Forum
Livestock Asset Restoration	14,130	19,776	2,189

61,306 HHs Animal treatment and vaccination

Category	Syria HCT	Syria Cross-Border HLG	NES NGO Forum
Animal treatment and vaccination	19,260	36,282	5,764

35,775 HHs Income Generating Activities

Category	Syria HCT	Syria Cross-Border HLG	NES NGO Forum
Income Generating Activities	2,805	20,447	12,523

163,809 HHs Infrastructure Rehabilitation

Category	Syria HCT	Syria Cross-Border HLG	NES NGO Forum
Infrastructure Rehabilitation	158,123	4,104	1,582

1,345 HHs Provision of Services

Category	Syria HCT	Syria Cross-Border HLG	NES NGO Forum
Provision of Services	248	1,086	11

BENEFICIARY BREAKDOWN

193,949 Female Beneficiaries | **89,222** Girls | **104,727** Women

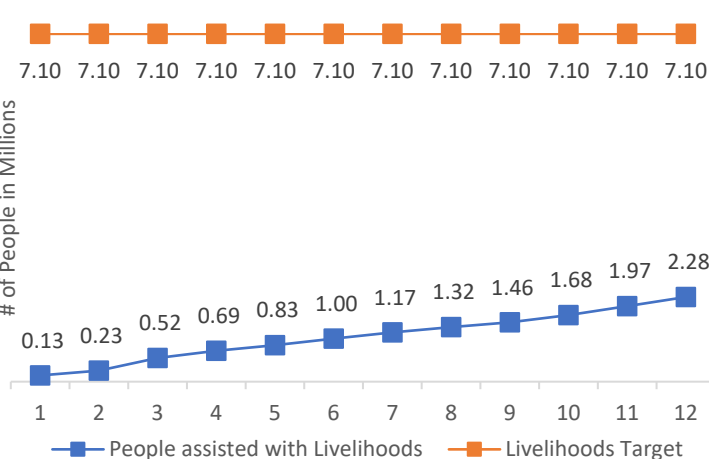
186,744 Male Beneficiaries | **82,167** Boys | **104,577** Men

CASH AND VOUCHER AGRICULTURE-LIVELIHOOD SUPPORT PERCENTAGE OF TOTAL RESPONSE AND BY HUB

8% VOUCHER | **6%** CASH | **4%** Syria HCT | **68%** Syria Cross-Border HLG | **28%** NES NGO Forum

Percentage coverage of C&V across hubs

RESPONSE AGAINST TARGET



PARTNERS

63 (Inc.: FAO, WFP)

29 National NGO | **30** INGO | **4** UN Agencies

The above are reporting partners.
HRP partners: 45



HRP Partners **274,541** HHs
Agriculture-based Livelihoods Beneficiaries

Non-HRP Partners **106,151** HHs
Agriculture-based Livelihoods Beneficiaries



HRP 2022 FUNDING STATUS

Received USD \$431 M

Required USD \$1.7 B

Gap USD \$1.27 B

As of 04/11/2022