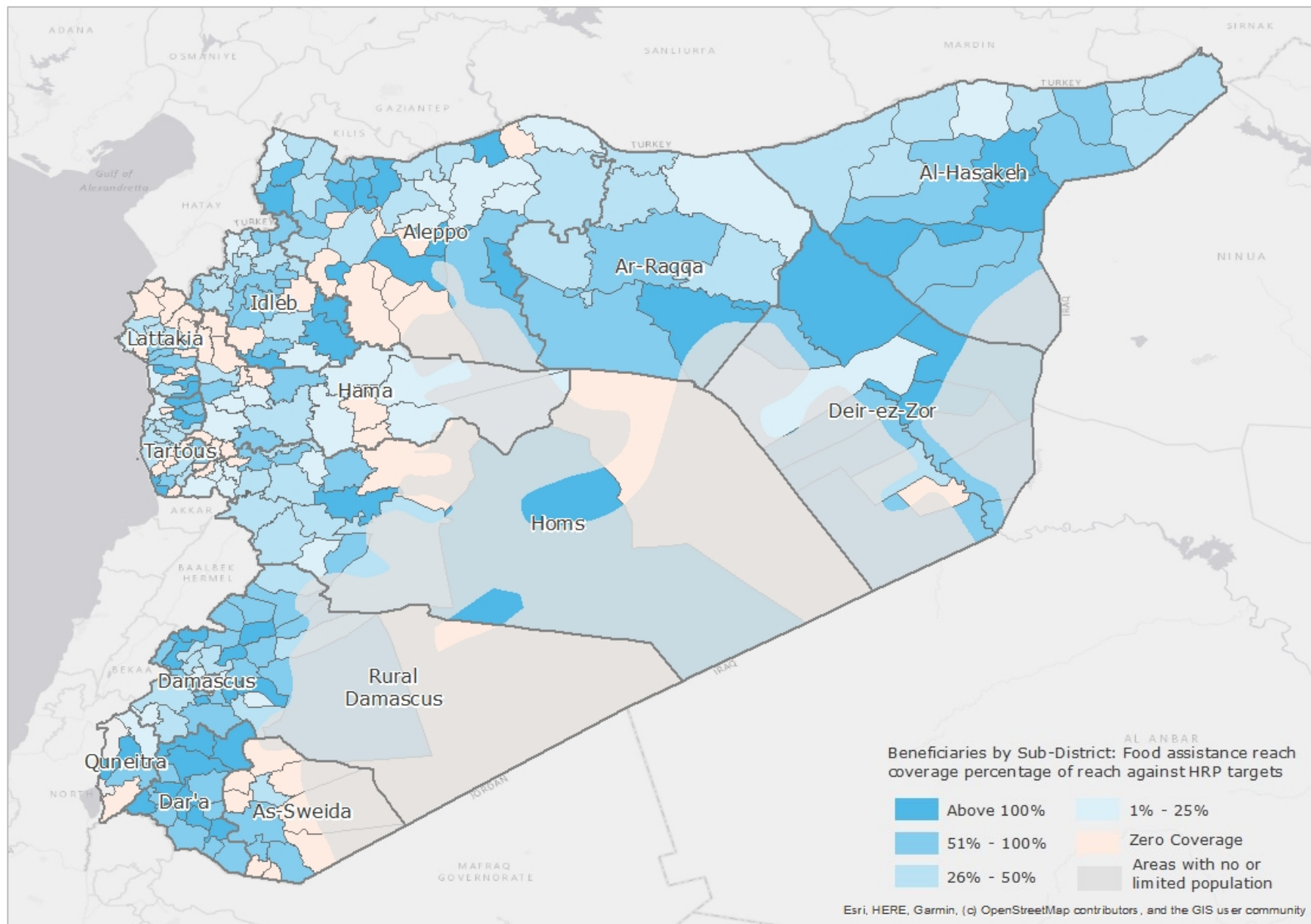


Syria: Sector Objective 1 – Food Assistance Dashboard

SO 1: To Scale-up and sustain minimum food consumption needs through life-saving and life-sustaining food assistance.

Aug 2023

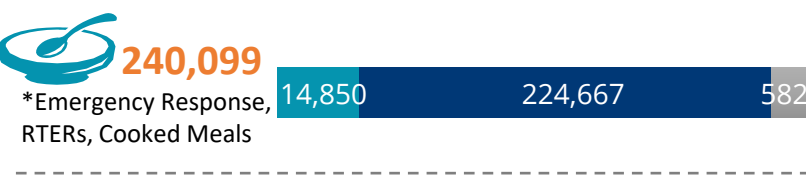
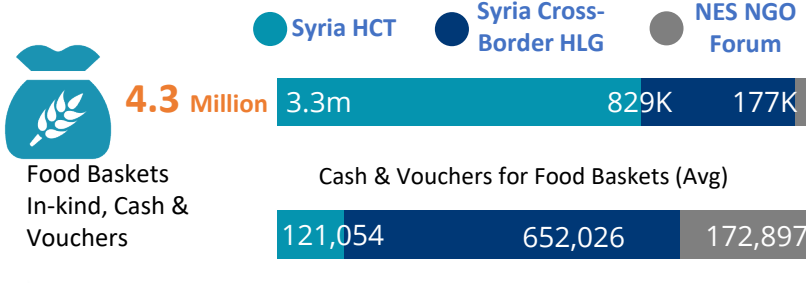


PEOPLE IN NEED 2023
15 Million
 HNO 2022 13.9 M
 HNO 2021 13.2 M
 HNO 2020 9.8 M

OVERALL SO1 TARGET 2023
13.4 Million
 Food Baskets (In-kind, Cash, Voucher) 11.2 M
 Emergency Response 2.2 M

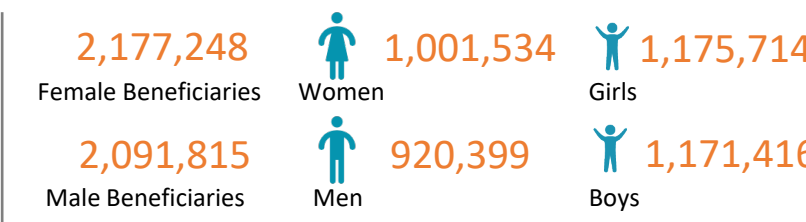
FOOD AND LIVELIHOODS

NUMBER OF BENEFICIARIES REACHED

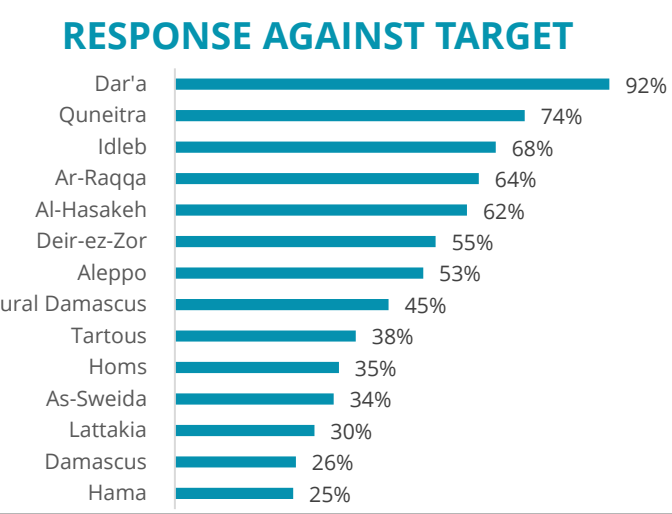



** Supplementary Food Baskets

BENEFICIARY BREAKDOWN



CASH AND VOUCHER FOOD BASKET SUPPORT PERCENTAGE OF TOTAL RESPONSE PER HUB



PARTNERS

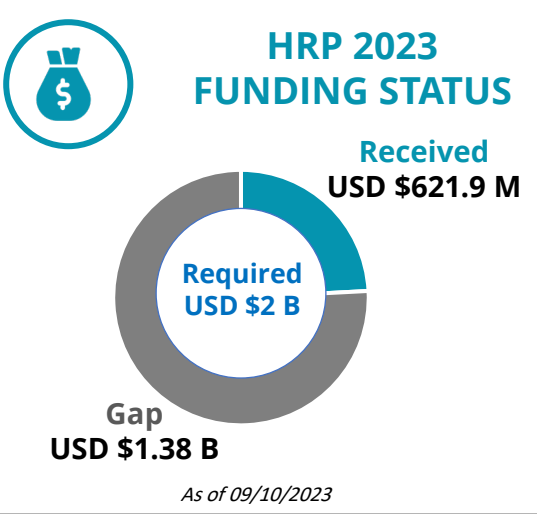
30 (Inc.: WFP, UNRWA)

INGO	14
National NGO	13
UN	3
Red Cross	0

The above are reporting partners.
HRP partners: 33

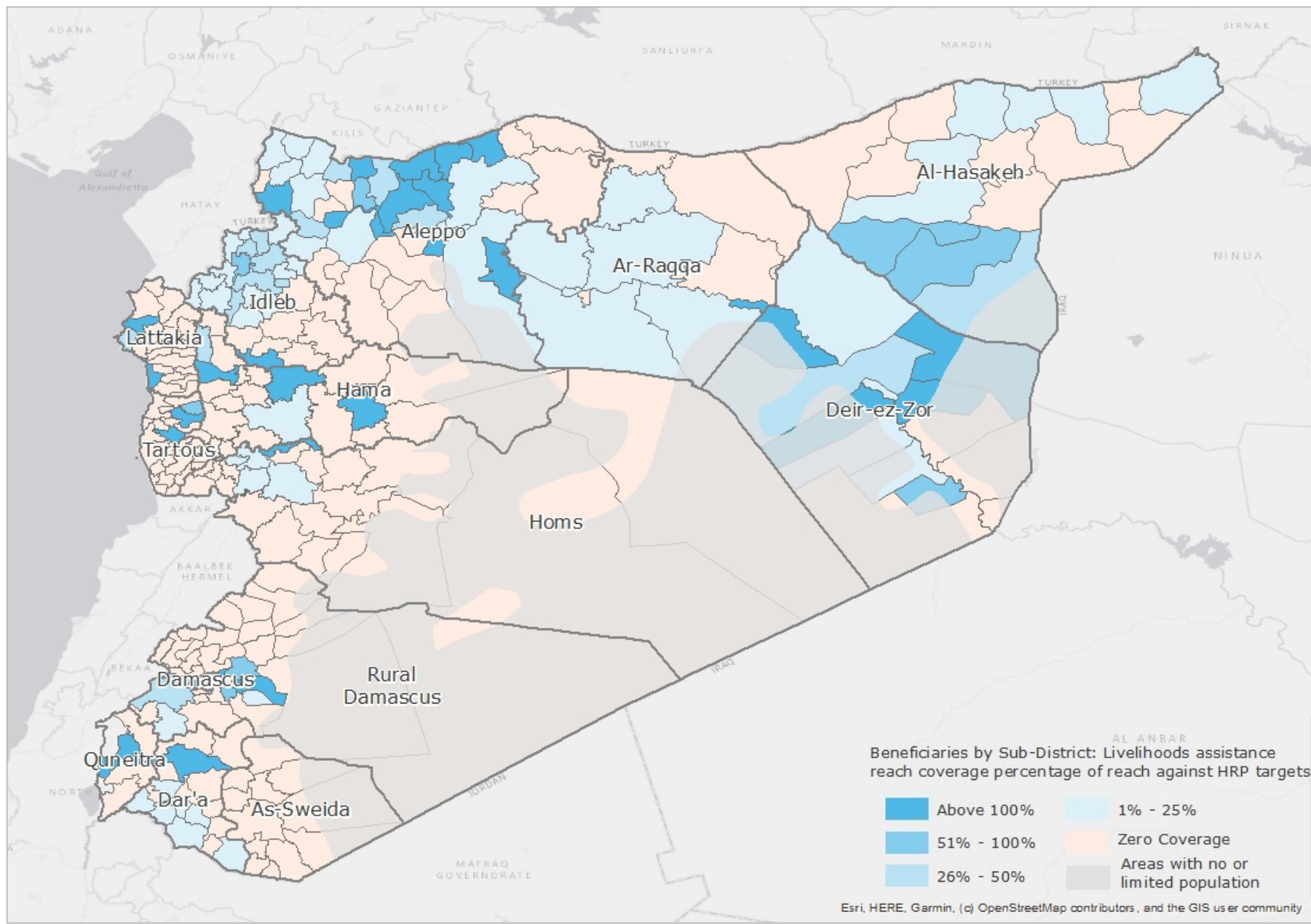
HRP Partners Food Baskets Beneficiaries: 4,191,537

Non-HRP Partners Food Baskets Beneficiaries: 77,526



Syria: Sector Objective 2 & 3 – Livelihoods Ass. Dashboard | Jan – Dec 2023

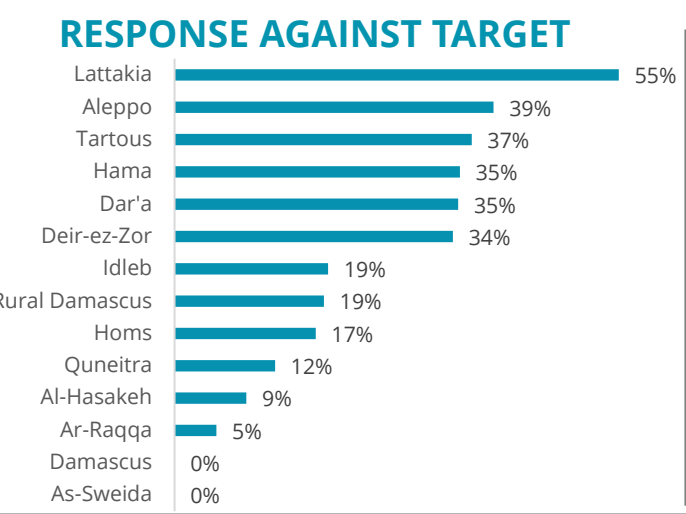
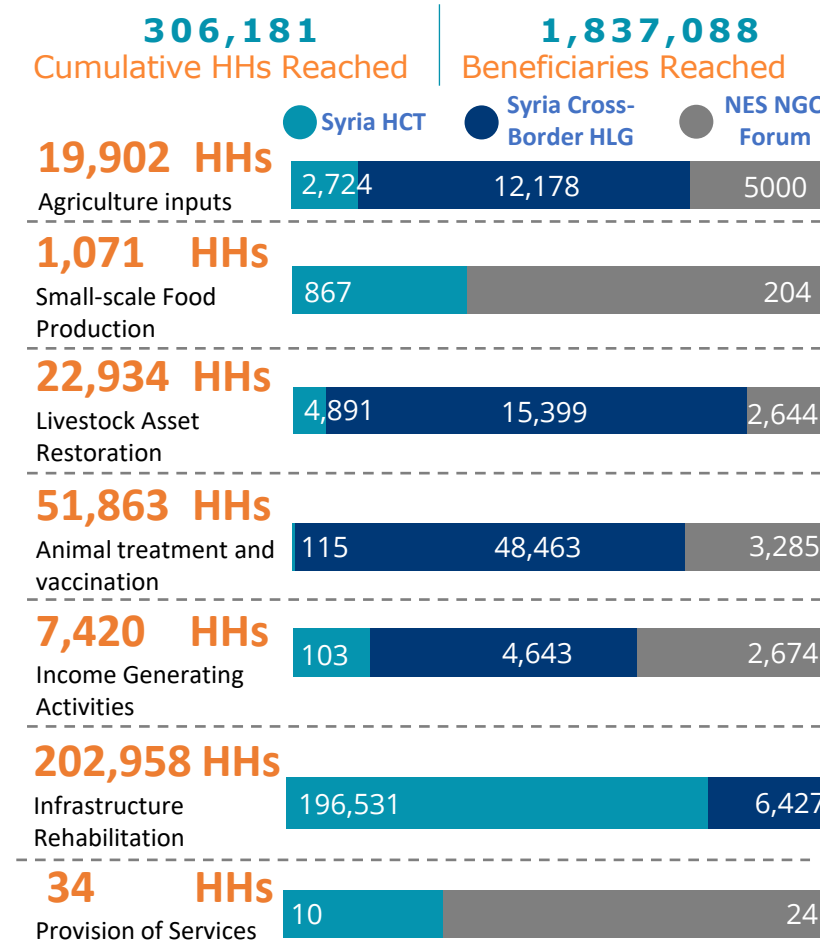
SO 2: Support self-reliance of affected households by protecting and building productive assets and restoring or creating income generating opportunities to save and sustain lives.
 SO 3: To improve communities' resilience and capacity to sustain households' livelihoods by improving linkages with value chain through the light rehabilitation of productive and economic infrastructure.



PEOPLE IN NEED 2023
15 Million
 HNO 2021 13.2 M
 HNO 2020 9.8 M
 HNO 2019 9.0 M

OVERALL SO 2 & 3 TARGET 2023
7.3 Million
 Sector Obj. 2 Target 5.8 M
 Sector Obj. 3 Target 1.5 M

FOOD AND LIVELIHOODS NUMBER OF HOUSEHOLDS REACHED



PARTNERS

39 (Inc.: FAO, WFP)

11 National NGO	25 INGO	1 Red Cross	2 UN
-----------------	---------	-------------	------

The above are reporting partners.
HRP partners: 25

HRP Partners Agriculture-based Livelihoods Beneficiaries: **259,923 HHs**

Non-HRP Partners Agriculture-based Livelihoods Beneficiaries: **46,258 HHs**

