



7.9\* Million  
People in Need

6\* Million  
HRP Target

\*0.3 M Refugees not included



6.0\* Million People  
Target under CO2



1.0\* Million People  
Target under CO3

**Cluster Objective 2:** Enhance and sustain emergency food production through complementary vegetable and crop livelihood inputs and fishing and livestock support in IPC 3, 4 and 5

**Cluster Objective 3:** Reduce dependency on food and agricultural inputs to support and strengthen households' ability to absorb shocks across 78 counties

### COUNTRY RESPONSE UPDATE

From January to May 2022 FSL cluster reached a total of 274,587 households with livelihood kits (crops, vegetables and fishing kits) to improve food production.

An estimated 5.3 million livestock have been treated and vaccinated by FAO and FSL partners as of May 2022.

A total of 142,810 people have been supported with different types of trainings, asset building and market support to build their capacity and reduce dependency on food and agricultural assistance.

89 FSL partners supported the enhancement of food production and building resilience of vulnerable households in South Sudan.

### KEY INDICATORS CO2



Number of HH receiving agricultural inputs - crops, vegetables & fishing kits

**274,587**



Number of animals treated/vaccinated

**5.3 Million**



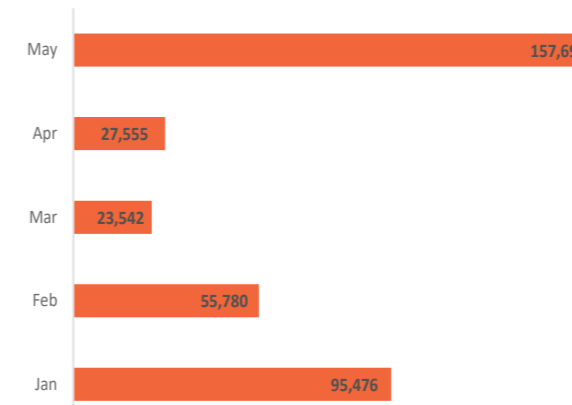
Number of People reached with agronomic trainings, asset building and market support

**142,810**



Seeds Fairs  
**13,093 HHs**

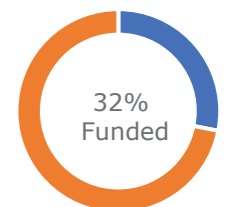
### RESPONSE BY MONTH (HHs)



### HRP 2022 FUNDING



Total Requirement  
**USD 650 Million**

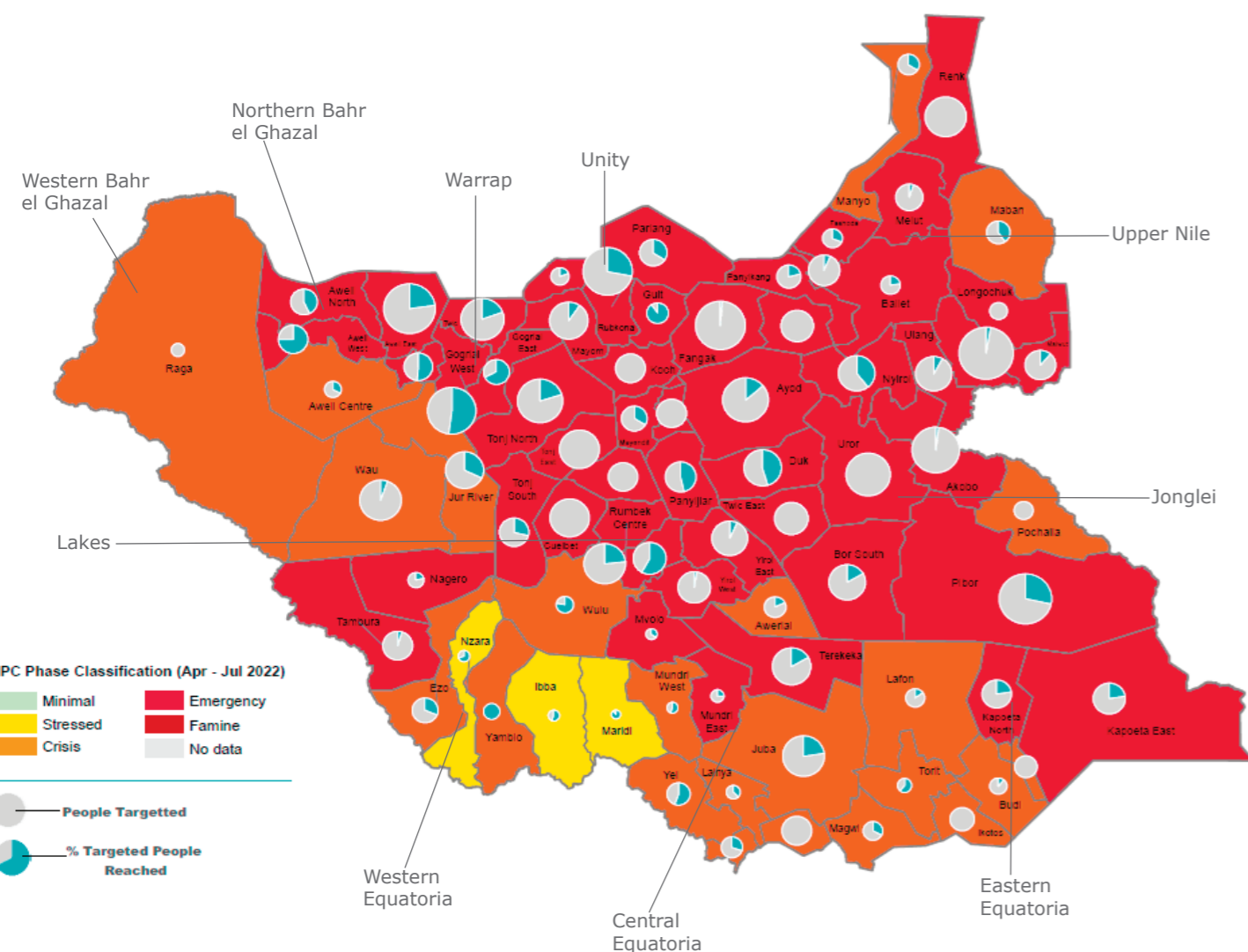


\$ 441.5 M Gap | \$ 208.5 M Funded

(FTS as of July 15, 2022)

### CO2: LIVELIHOOD SUPPORT RESPONSE

21% of the 6.0 M targeted beneficiaries reached



### RESPONSE BY PARTNER



**89 Partners**

**1 UN | 37 INGOs | 51 NGOs**

AAH, ADA, ASCDO, ACRA, ALO, ASCO, AVSI, Caritas L, Caritas S, CAFOD, CORDAID, CRS, CCS, CAWDC, CRSF, CMD, CH, CHIEF, CAO, CARO, CAFAD, DCA, LWF, CDSS, CINA, CWW, FARMSTEW, FAMI, FCL, FAO, FADA, GHASS, GOAL, GBI, HFO, Help, HRY, HACO, HELPO, ICP, IRC, IRW, JI, JAM, LCAD, MI, MASS, NRDC, NH, NPA, NRC, OPEN, PH, PLAN, REDO, RAAH, RuCADP, SLDA, SP, SCI, SAADO, SI, SPEDP, TEARFUND, TOCH, Titi, VSF-G, VSF-S, WHH, WYPBDO, WYPBO, WDO, WCDO, WR, WVI, ZOA, ZOADORCAS

**37 Donors**

### CO3: RESILIENCE



**TRAINING**

**93,034**

Number of People received agronomic trainings, Fisheries, Integrated Pest Management, Community Animal Health Workers Disaster Risk Reduction



**ASSET BUILDING**

**18,097**

Number of People received support on fishing materials/tools Fuel efficient stoves, Ox plough, Beehives, Provision of water pumps, irrigation, Tree plantation, Processing equipments



**MARKET SUPPORT**

**31,679**

Number of People received support on Products Aggregation Support to traders Village Savings/Loans Association Value edition, Vocational/Enterprises

### SEASONAL CALENDAR

(South Sudan has 12 livelihood zones each with slightly different seasonal calendar especially in the Green belt with biannual rainfall)

