

Food Security and Livelihood Sector Meeting Khartoum, Sudan

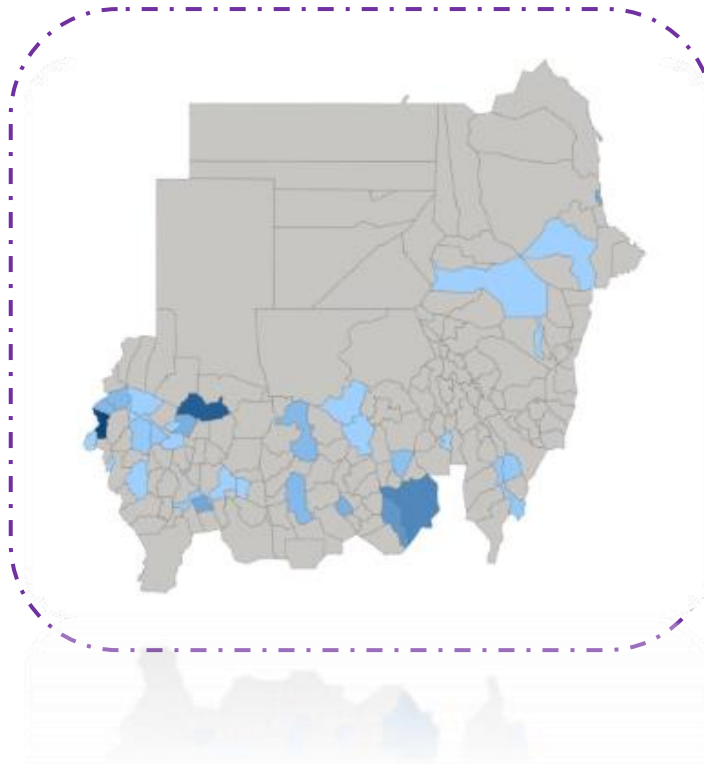
Date 20 March 2022
Place Virtual Meeting, Khartoum.
Timing: 10:00 AM – 11:30 AM

Agenda Points	Deliberations	Action Points/Decisions
<p>1. <i>Humanitarian Updates</i></p>	<p><u>Humanitarian Updates</u></p> <p>1. Dry Spell & Drought in Sudan:</p> <ul style="list-style-type: none"> ❖ Dry spell and drought are exacerbating the humanitarian situation in Sudan (14 states affected) characterized by underlying vulnerabilities. ❖ Dry spell and drought are among the most devastating of natural hazards – crippling food production, depleting pastures, disrupting markets and, at its most extreme will cause widespread mortality and morbidity. ❖ The situation further led to increased migration from rural to urban areas, placing additional pressures on declining food production. Herders are often forced to seek alternative sources of food and water for their animals, which can create conflict between communities, competing for the scarcely available resources. ❖ FAO conduct assessments in many states to identify most affected people by dry spells/droughts, with around 1.5 million people affected in Kassala, Red Sea, and North Darfur. Work is underway to identify rest of the affected areas in the rest of the states, with approximately 115 affected localities. 	<ul style="list-style-type: none"> ▪ FSL sector keep sharing latest humanitarian updates with partners



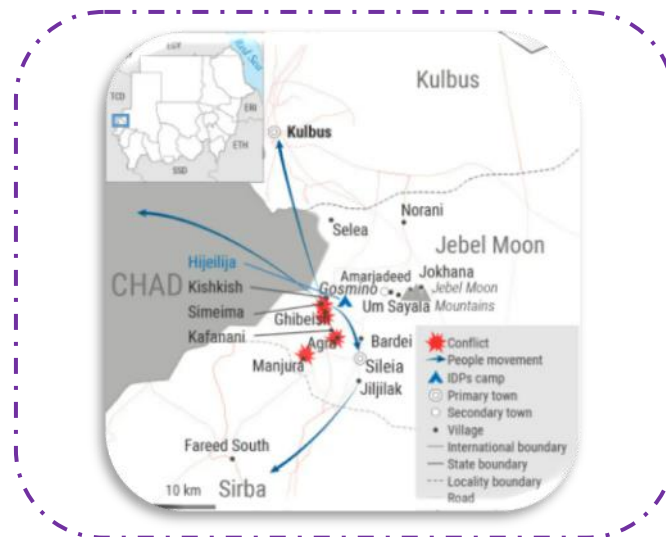
2. Sudan Humanitarian Fund – SHF 2022:

- ❖ SHF and FSL has continues to allocate to the dry spell response. Around **3.9** million allocated to North Darfur, Kassala and North Kordofan. With currently processing cases for funding for West Darfur, Red Sea, East Darfur, Central Darfur, South Darfur with around **6.5** million. And considering launching a case for Gedaref of **1.3** million, bringing the total dry spell response to **11.7** million.
- ❖ In Gedaref, two of FSL partners WHH and ZOA implementing SHF projects in (Al Qureisha/Gala'a Al Nahal/Al Fao).
- ❖ Three localities in Red Sea (Tawkar/Dordieb/Al Ganab) targeted in response by (WV).
- ❖ COOPI responsible for SHF project in North Darfur in (Malha) locality with Parctical Action in (Koma).
- ❖ (Sodari/Um DAM/Jebret elshisk) in North Kordofan targeted by AORD.



3. West Darfur - Jebel Moon:

- ❖ Around **12,500** people displaced into neighboring localities, the Jebel Moon mountains and Chad following fighting between nomads and farmers in the Jebel Moon locality on 10 March 2022.
- ❖ Reports indicate that three villages in Jebel Moon were completely burnt while six were partially burned, with at least **17** people have reportedly been killed and others injured.



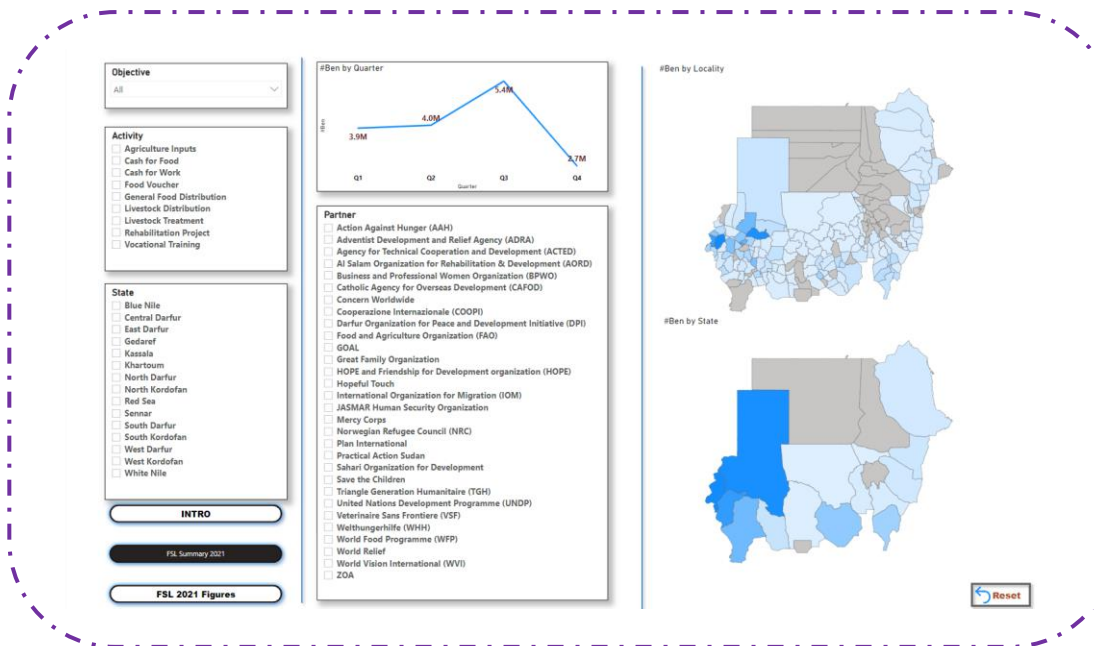
4. Fire Incidents - Sudan:

- ❖ On 6 March 2022, rising temperatures in Wad Al Maki village, Um Dam Haj Ahmed locality, North Kordofan, led to the outbreak of a fire which affect **83** houses were completely burnt down and between **150-250** households were displaced and are currently seeking shelter. With **60** households also displaced from Bara, North Kordofan and **55** houses were completely burnt.

<p>2. IPC 2022 Updates</p>	<ul style="list-style-type: none"> Work is underway and preparations are being made to begin the IPC analysis for 2022/2023 engage with relevant FSL partners to improve data collection and availability of data for IPC analysis, i.e., Food Security assessment, CFSVA, CFSAM, Crop cutting. Encourage partners to share their data/assessment. IPC team preparing to have IPC Malnutrition to Sudan, to analyze malnutrition in the country as Sudan faces high rates of malnutrition. Data/figures needed from different related sectors, government, and organizations. 	<ul style="list-style-type: none"> IPC 2021/2022 Report https://fscluster.org/sudan/document/sudan-ipc-2021-acute-food-insecurity 																	
<p>3. Funding Updates for FSL 2021</p>	<ul style="list-style-type: none"> In 2021, the FSL Sector had received overall 36% (185,118,712 \$) of funds while the overall in and outside HRP 2021, the 45.5% (236,866,529 \$) was covered against the requested amount. <div data-bbox="554 743 1635 1235" data-label="Figure"> <p>The figure consists of two charts. On the left is a donut chart titled 'FSL Funding 2021' showing the breakdown of funding sources: CERF 2021 (\$234,566,732), SHF 2021 (\$1,749,797), and Rest of Funds 2021 (\$550,000). On the right is a pie chart showing the coverage of requirements: Requirements 2021 (\$520,986,510) and Total Received 2021 (\$236,866,529), which represents 45.5% of the requirements.</p> <table border="1"> <caption>FSL Funding 2021 - Funding Sources</caption> <thead> <tr> <th>Source</th> <th>Amount (\$)</th> </tr> </thead> <tbody> <tr> <td>CERF 2021</td> <td>234,566,732</td> </tr> <tr> <td>SHF 2021</td> <td>1,749,797</td> </tr> <tr> <td>Rest of Funds 2021</td> <td>550,000</td> </tr> </tbody> </table> <table border="1"> <caption>FSL Funding 2021 - Coverage of Requirements</caption> <thead> <tr> <th>Category</th> <th>Amount (\$)</th> <th>Percentage</th> </tr> </thead> <tbody> <tr> <td>Requirements 2021</td> <td>520,986,510</td> <td>-</td> </tr> <tr> <td>Total Received 2021</td> <td>236,866,529</td> <td>45.5%</td> </tr> </tbody> </table> </div>	Source	Amount (\$)	CERF 2021	234,566,732	SHF 2021	1,749,797	Rest of Funds 2021	550,000	Category	Amount (\$)	Percentage	Requirements 2021	520,986,510	-	Total Received 2021	236,866,529	45.5%	
Source	Amount (\$)																		
CERF 2021	234,566,732																		
SHF 2021	1,749,797																		
Rest of Funds 2021	550,000																		
Category	Amount (\$)	Percentage																	
Requirements 2021	520,986,510	-																	
Total Received 2021	236,866,529	45.5%																	

4. FSL Annual report 2021

- ❖ **141** localities within **15** states were reached through different interventions under Food Security Sector in 2021.
- ❖ **30** partners reporting their interventions during 2021.
- ❖ The highest percentage of FSL target was reached 3rd quarter with **65%** covered, and the lowest was with **32%** in the 4th quarter.



- **To access FSL annual report 2021**

<https://fscluster.org/sudan/document/food-security-sector-annual-report-2021>

- **To access FSL annual report 2021 dashboard**

<https://app.powerbi.com/view?r=eyJrIjojYWlwOWM0NGYtYzYzYzY0ODU0OTg3LTkxZjltYzA5ZGZkZmY5MWRjIiwidCI6IjQ2MmFkOEFILWQ3ZDktNDIwNi1iODc0LTcxYjFIMDc5Nzc2ZiIsImMiOiJh9>

5. **FSL Partners Technical Presentation**



**«Charitable Foundation»
 «Humanitarian Aid and Development Center»
 (HADDC)**

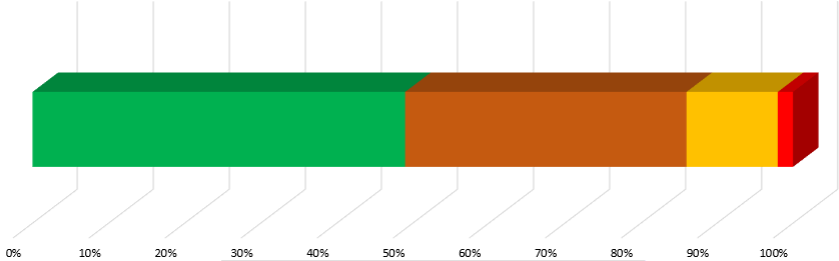
- **Humanitarian Aid and Development Center Presentation**

<https://fscluster.org/sudan/document/sudan-food-security-and-livelihood-7>

6. **CCPM Results 2021**

❖ The findings of the CCPM 2021 questionnaire are displayed to our sector partners with results and mechanisms for improving the points to be developed and maintaining the strengths of the sector.

How do you rate your overall satisfaction with the Food Security Cluster in your country



Good	Satisfactory	Unsatisfactory	Weak
50	36	12	2

- ❖ **To access CCPM results**

<https://fscluster.org/sudan/document/sudan-food-security-and-livelihood-7>

<p>7. FSL SAG members 2022</p>	<ul style="list-style-type: none"> ❖ The objective of Strategic Advisory Group (SAG) is to provide strategic guidance and support to the sector and facilitate accountability to its partners. ❖ The SAG will consist of 9 individuals representing different organizations (1 WFP, 1 FAO, 1 FSTS, 2 NGO's, 2 INGO's, 2 Donors). ❖ Through online link, FSL partners will be able to submit their nomination request to be part of SAG 2022/2023, and an electronic vote will be conducted in April, so that the first meeting with new SAG members will be held. 	
<p>AOB</p>	<ul style="list-style-type: none"> - FSL will present in next meeting Q1/2022 achievements. - Next meeting will be held in April 2022. 	

Annex:

- **FSL Technical Presentation.**
- **FSL Annual Report 2021.**
- **FSL annual report 2021 Dashboard.**
- **Meeting Attendance Report.**
- **Humanitarian Aid and Development Center (HADC) Presentation.**