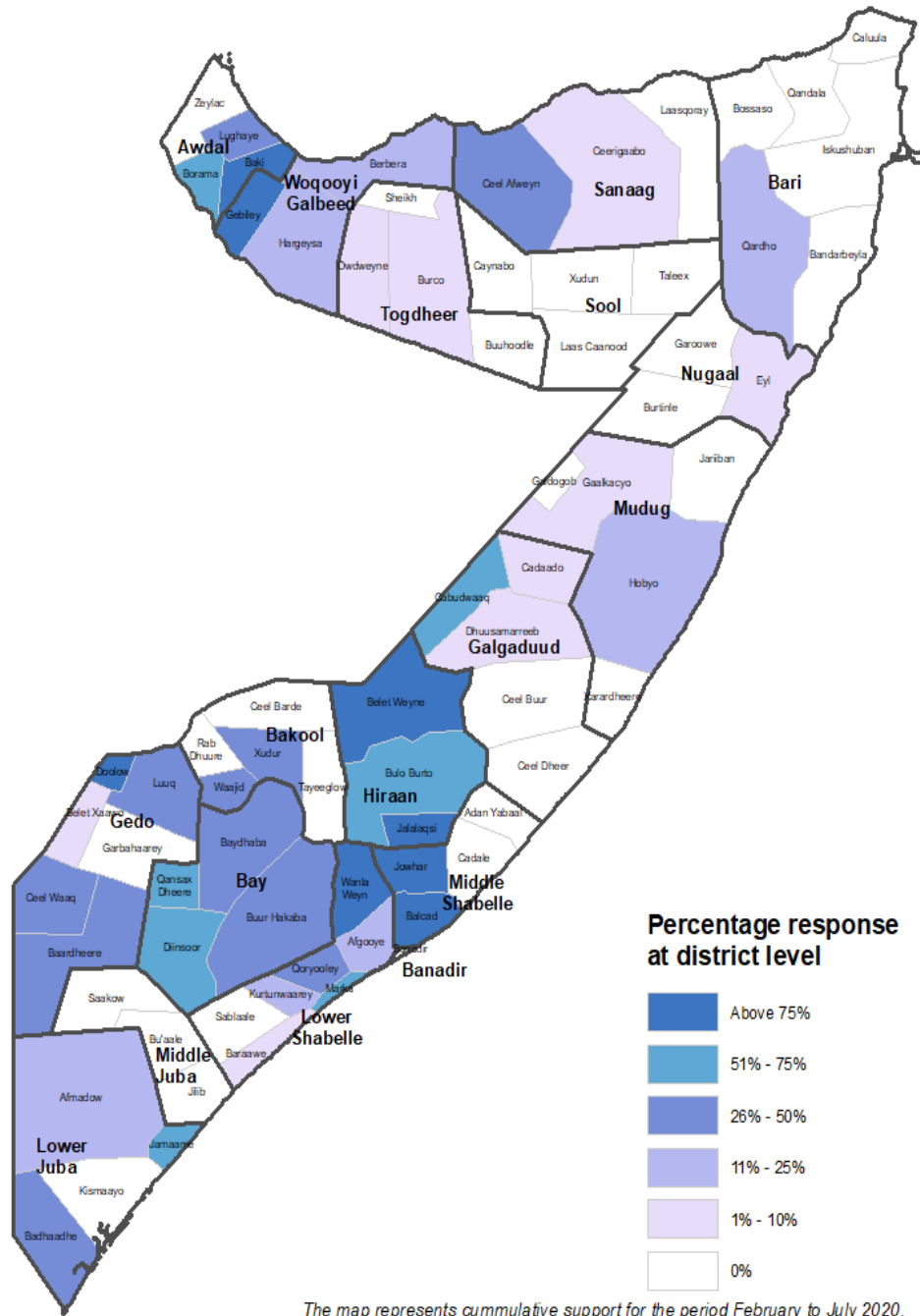


## NUMBER OF BENEFICIARIES TARGETED VS ASSISTED BY DISTRICT



## RESPONSE BY MODALITY



**433,638\***  
\* People assisted through SO2 from Feb- July 2020



**98.5%**  
Livelihood inputs – In-kind (Agriculture and Livestock)



**0.1%**  
Cash



**1.4%**  
Voucher



**23,571 USD**  
Cash/Vouchers Transferred

## PEOPLE TARGETED



**0.9** Million



**50%** men



**50%** women

## PARTNERS REPORTING



**19** partners

### Strategic objective 2 update



Farmers work on their farm in Qansaxley village, Dollow, Somalia. Given support, farmers enhance the local food production. Photo: FAO/Arete/ Ismail Taxta

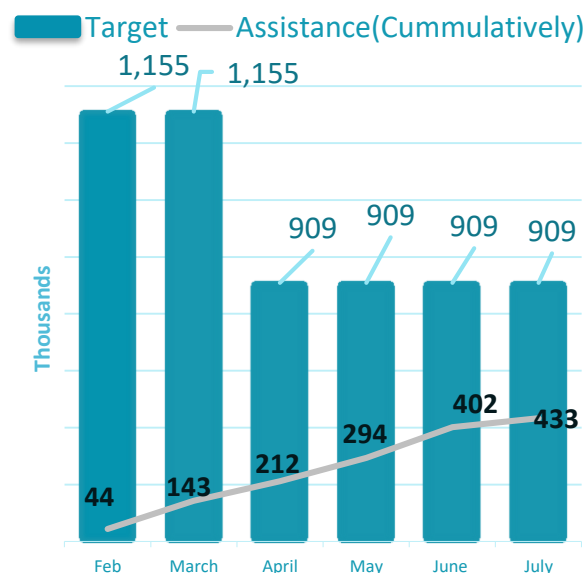
For the responses provided in July, IRW contributed 29%, WVI 27%, NAPAD 16%, World Concern 15% and Mercy Corps 13%.

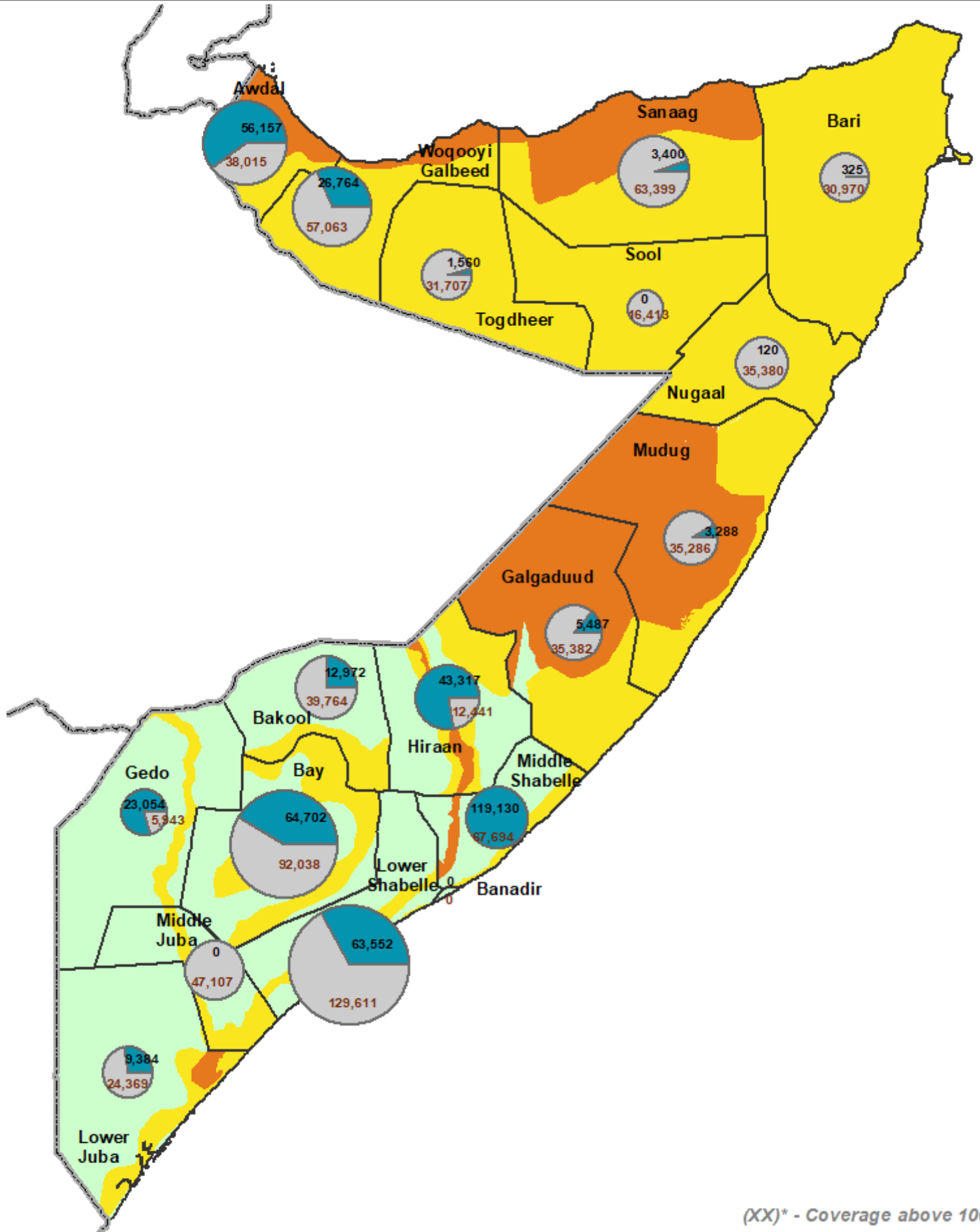
Cumulatively, starting from February, a total of **433,368** beneficiaries have been assisted with farm inputs, land preparation and animal restocking

As of end of July, the number of people reached accounts for **41%** of the seasonal target (**1,060,406**).

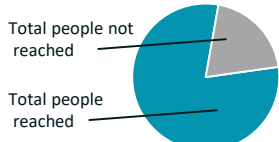
During the month of July under Objective 2 (Livelihood Seasonal Inputs on Agriculture and Livestock), FSC partners assisted **31,368** beneficiaries with seasonal inputs and livestock asset protection related responses.

### Monthly response trend: Beneficiaries assisted





(XX)\* - Coverage above 100%



- No data
- Minimal
- Stressed
- Crisis
- Emergency
- Famine

- Boundary**
- International
  - Regional
  - District

Data sources: UNGIWG, GeoNames, GAUL, UNDP Somalia (1998), FSNAU, WFP FSC partners,

The boundaries and names shown and the designations used on this map do not imply official endorsement or acceptance by the United Nations.