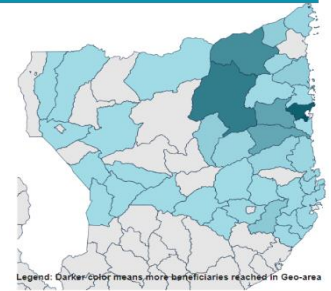


FSC Achievements – IDP Response (HRP)¹

- In the Year of 2022, FSC partners provided food assistance to **1,361,789 unique beneficiaries**.
- Out of the 1,361,789, **179,764 people** have also benefitted from livelihoods assistance, standing at **18.5%** against target of **970,080** people.



Food Security and Livelihood Cluster (FSC)

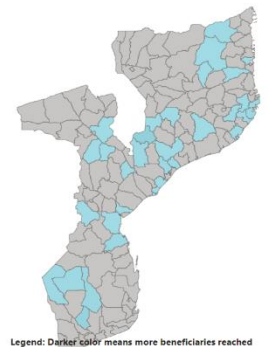
The **Food Security Cluster** in Mozambique is established to coordinate the food security & livelihood responses during humanitarian crises. FSC Mozambique is supported by the global Food Security Cluster, which is co-lead by the United Nations World Food Programme (WFP) and the United Nations Food and Agriculture Organization (FAO).

Links to Interactive Dashboards:

- [FSC HRP – Northern Mozambique](#)
- [FSC Non-HRP](#)

FSC Achievements – Non-HRP¹

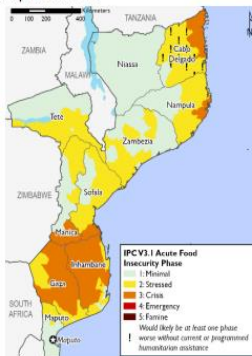
- In the year of 2022, FSC partners provided food assistance to **1,970** people affected by tropical storm ANA and **22,943** people affected by cyclone GOMBE.
- FSC partners also provided assistance in CBT to **289,985 beneficiaries** during the year 2022 (Covid 19 – response, drought and lean season).
- Over **11,000** people benefited from livelihood support or vocational training.



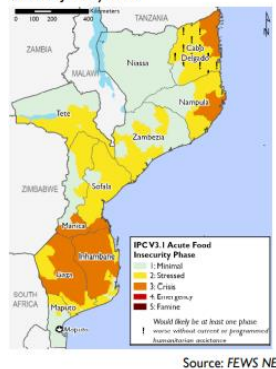
Situation Overview - based on the latest FEWSNET Food Security Outlook

As per FEWSNET Mozambique Food Security Outlook, June 2022 to January 2023², *Minimal* (IPC Phase 1) outcomes prevailed throughout Mozambique for most of the poor households supported by the harvested crops from the 2021/22 agricultural season and the green harvest for the 2022/2023 agricultural season. However, in drought-affected areas of southern and central Mozambique, a poor harvest, depleted food reserves, and limited income-generating opportunities will likely result in *Stressed* (IPC Phase 2) and *Crisis* (IPC Phase 3) outcomes. In Nampula province, areas affected by storms/cyclones earlier in the year are likely to be in *Crisis* (IPC Phase 3) due to the loss of harvests and livelihood assets. In Cabo Delgado, *Crisis* (IPC Phase 3) and *Stressed* (IPC Phase 2) persist as acute food insecurity outcomes are present, driven by the ongoing conflict and the recent attacks registered. *Stressed* (IPC Phase 2) outcomes will prevail in areas with the regular distribution of humanitarian food assistance until February where are pipeline break.

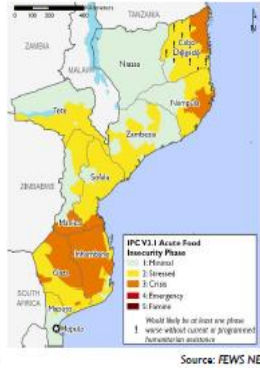
Projected food security outcomes, June to September 2022



Projected food security outcomes, October 2022 to January 2023



Projected food security outcomes, February to May 2023



From June to September 2022, most of Mozambique was expected to face *Minimal* (IPC Phase 1) or *Stressed* (IPC Phase 2) outcomes driven by harvest and the second season of agriculture campaign. In Cabo Delgado, the conflict is continuing to drive *Stressed* (IPC Phase 2) and *Crisis* (IPC Phase 3) outcomes across most of the provinces of Nampula, Niassa and Zambezia where most of IDP's are moving to. Also, the impact of the cyclone season and the increase of price of fuel due to the conflict between Ukraine and Russia, increased most of product's prices. This make many HH at risk of facing *Crisis* (IPC Phase 3) outcomes.

From October 2022 to January 2023, most of Mozambique continued facing *Stressed* (IPC Phase 2) or *Crisis* (IPC Phase 3) outcomes. In Cabo Delgado, the conflict was continuously affecting the situation of food security driven by the sporadic attacks and government counter-offensives driving more displacement and increasing pressure on humanitarian response resources. As a result, *Crisis* (IPC Phase 3) outcomes will likely continue in Cabo Delgado through May 2023. The southern region (Gaza and Inhambane) is expected to face *Crisis* (IPC Phase 3) due to the impact of drought.

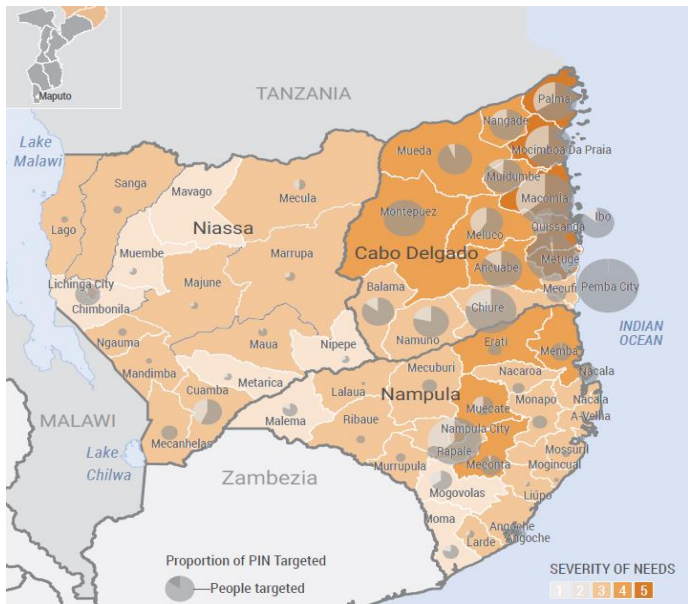
¹ Figures based on the 5Ws reported by FSC partners up to December 2022. For those figures we used the month with maximum assistance achieved among the different partners at admin 2 as the final figures.

² <https://fews.net/southern-africa/mozambique/>

HRP-2022

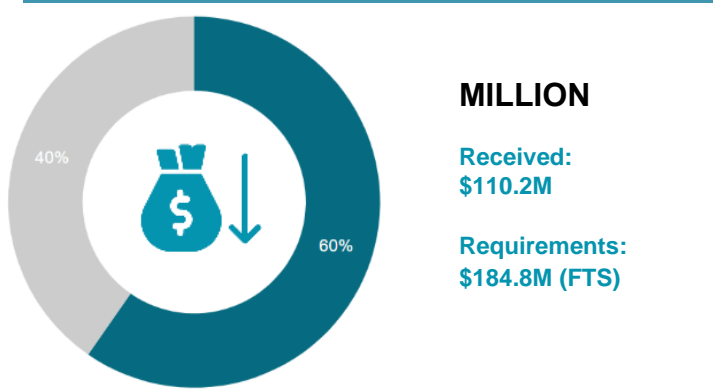
More than **900,000** people in **Cabo Delgado, Niassa and Nampula** were facing *Crisis* or *Emergency* levels of food insecurity (IPC Phase 3 and 4), while disruption of markets due to insecurity drove up the cost of food and household items.

People in Need	Target	Requirement
1,1M	942K	184,8M(USD)



HRP 2023: The FSC plans to target 1,108,955 acutely food insecure people out of an overall 1,435,000 People in Need (PIN) in the provinces of Cabo Delgado, Nampula and Niassa in northern Mozambique. Recently displaced, or on the move and 'hard-to-reach' beneficiaries will be prioritized, as well as the displaced population. Vulnerable IDPs and host families will be supported with food assistance to cover their basic needs while more durable solutions to increase their self-reliance are in place. The Cluster will prioritize the needs of extremely vulnerable individuals including children, pregnant and lactating women, people with disability.

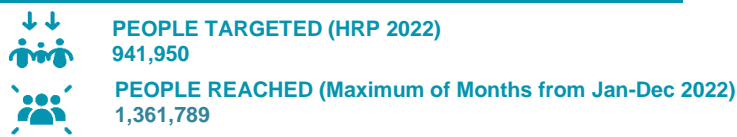
HRP-2022 Funding²



For the **HRP 2022**, the FSC requested a total of **\$184.8M**. According to the self-reported information of FTS platform, the FSC received **\$110.2 M** in 2022.

HRP-2022 RESPONSE

S01: Food Assistance Response (Year - 2022)



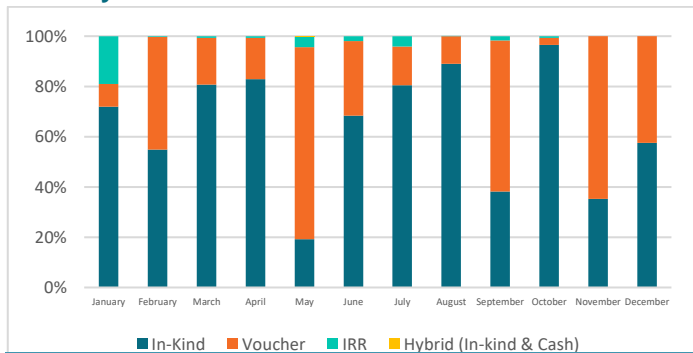
LEAD ORGANIZATION - 11

ADRA, Caritas Diocesana de Nacala, Caritas Pemba, Dorcas, Food for the Hungry, ForAfrika, Iris Global, Light for the World, Plan International, Solidarités International and WFP.

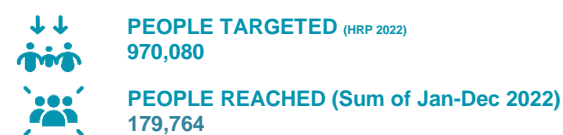
IMPLEMENTING PARTNERS - 19

Action Against Hunger, ADEL_CD, ADRA, AMA, Assistance Mission Africa, AVSI, Caritas Diocesana de Nacala, Caritas Pemba, Conselho Cristao de Mocambique, Dorcas, Food for the Hungry, ForAfrika, INGD, Iris Global, Plan International, SEPPA, Solidarités International, MSF and WFP.

Modality



S02: Agriculture/Livelihood Response (Year - 2022)

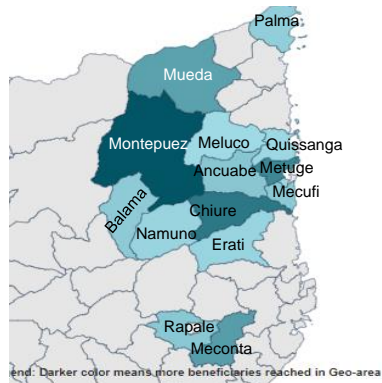


LEAD ORGANIZATION - 16

Action Against Hunger, Care International, CHEMA_FH, FAO, Food for the Hungry, HILFSWERK, iDE Mozambique, Light for the World, Norwegian People's Aid, Norwegian Refugee Council, Peace Winds Japan, Save the Children International, UNHCR, UNOPS and WFP.

IMPLEMENTING PARTNERS - 17

Action Against Hunger, ADEL_CD, ADRA, AVSI, Care International, Caritas, Cruz Vermelha de Mocambique, FAO, Food for the Hungry/FH Association, Fundação Azul, iDE Mozambique, Kulima, Norwegian Refugee Council, Oikos – Cooperation and Development, SEPPA, Uniao Provincial de Camponeses de Cabo Delgado and UNHCR.



14 Districts (13 in Cabo Delgado and 4 in Nampula with a total of 9 Partners (including Lead and implementing) Organization.

³ Home | Financial Tracking Service (unocha.org).

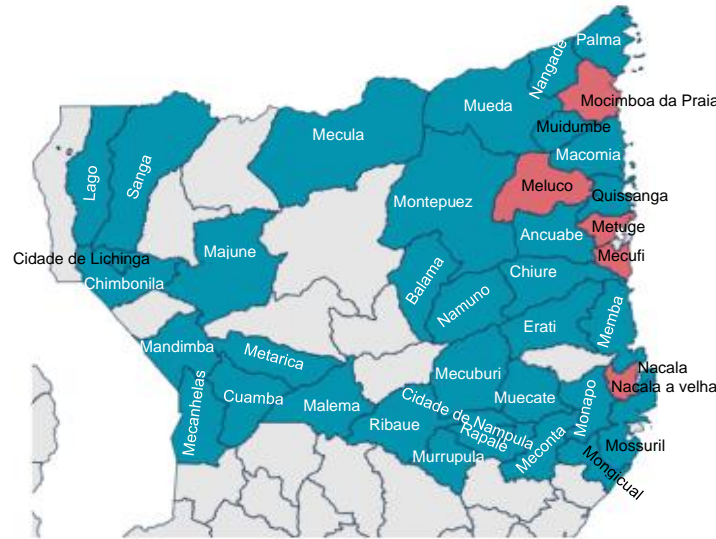
S01: Food Assistance Gap Analysis (Year - 2022)

SO1-Provision of Life-saving food assistance to acutely food insecure population including displaced population and immediate host communities.

1,100,001 PIN
941,950 Target
1,361,789 Reached

Note: beneficiaries figures from 5W, Beneficiaries count on Maximum of months from January 2022.

The total number of beneficiaries reached we used the month with maximum assistance achieved among the different partners at admin 2 to avoid double counting of beneficiaries.



44 Districts (17 in Cabo Delgado, 17 in Nampula, 10 in Niassa) have been reached, and for gaps against the HRP Target the districts are 5 (Mocimboa da Praia, Meluco, Metuge, Mecufi and Nacala-a-Velha).

29 Districts (13 in Cabo Delgado, 15 in Nampula, 1 in Niassa) reached or over-reached against the HRP Targets.

■ Gaps against Targets

■ Reached or Over-reached against Targets

The Tables below describe Gaps and Reached or Over-Reached by Districts against the HRP 2022 Targets

Districts	Target	Reached	Percentage
Ancuabe	62,628	101,066	161%
Balama	18,153	22,095	122%
Chimbonila	-	70	
Chiure	49,920	75,000	150%
Cidade De Lichinga	468	1,670	357%
Cidade De Nampula	19,491	21,600	111%
Cidade_De_Pemba	229,644	266,920	116%
Cuamba	-	380	
Erati	3,816	24,355	638%
Ibo	30,860	36,595	119%
Ilha De Mocambique	317	1,525	481%
Lago	-	35	
Liupo	226	15,250	6748%
Macomia	19,153	40,000	209%
Majune	-	35	
Malema	385	420	109%
Mandimba	-	130	
Mecanhelas	-	35	
Meconta	19,691	22,640	115%
Mecuburi	294	325	111%
Mecufi	5,000	3,750	75%
Mecula	-	3,000	
Meluco	18,153	4,500	25%

Districts	Target	Reached	Percentage
Memba	5,445	11,178	205%
Metarica	-	35	
Metuge	172,724	171,310	99%
Mocimboa da Praia	7,000	3,500	50%
Mogincual	363	19,845	5467%
Monapo	1,588	1,805	114%
Montepuez	103,212	130,213	126%
Mossuril	317	14,130	4457%
Muecate	231	345	149%
Mueda	139,763	227,770	163%
Muidumbe	1,000	27,655	2766%
Murrupula	-	51	
Nacala	953	7,556	793%
Nacala-A-Velha	6,893	1,050	15%
Namuno	4,810	15,000	312%
Nangade	7,000	65,640	938%
Quissanga	1,000	2,045	205%
Palma	8,000	19,145	239%
Rapale	1,588	1,750	110%
Ribaue	226	250	111%
Sanga	-	120	



MOZAMBIQUE FOOD SECURITY CLUSTER

Gap Analysis (Q4) Strategic Objective 2



SO2-Support rebuilding of the livelihoods of the affected population in resettlement sites and host communities.

Select a location to see the gap and reached against targeted populations under HRP 2022

Province

All

District

All

● Gap/Under-reached

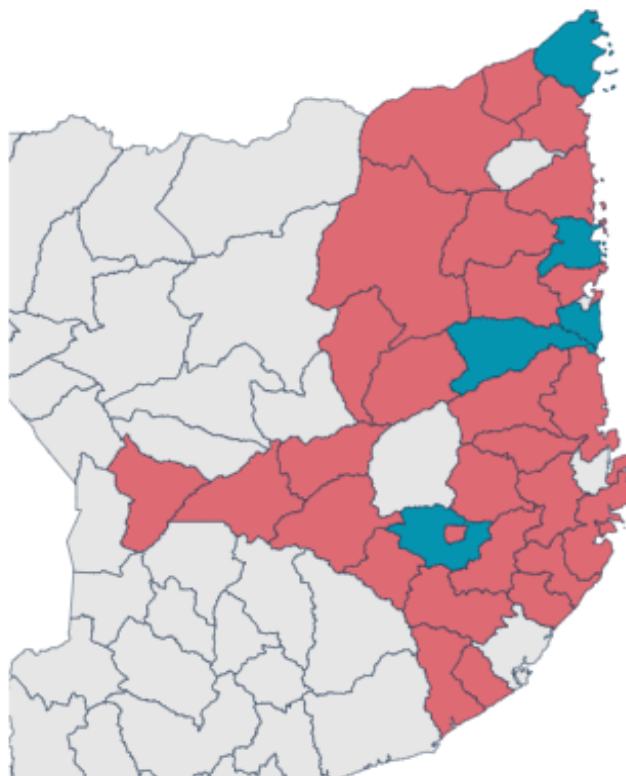
● No gap/Over Reached

Note: The reached figures and gap highlights against HRP targets

Reset filters

970,080 Target
297,651 Reached
31% Percentage Reached

Note: beneficiaries figures from SW, Beneficiaries count on sum of months from January - 2022.



Reached/Target

District	Target	Reached	Percentage
Ancuabe	69,001	11,364	16.5%
Balama	20,326	8,614	42.4%
Chiure	49,173	54,228	110.3%
Cidade De Nampula	645	15	2.3%
Cidade De Pemba	143,407	424	0.3%
Cuamba	4,470	0	0.0%
Erati	14,149	3,500	24.7%
Ibo	46,087	1,790	3.9%
Ilha De Moçambique	301	0	0.0%
Lalaua	6	0	0.0%
Larde	143	0	0.0%
Liúpo	244	0	0.0%
Macomia	16,741	0	0.0%
Malema	18,577	0	0.0%
Meconta	34,221	33,921	99.1%
Mecufi	4,337	9,454	218.0%
Meluco	15,330	500	3.3%
Memba	27,063	0	0.0%
Metuge	172,682	45,773	26.5%
Mocimboa Da Praia	5,000	0	0.0%
Mogincual	295	0	0.0%
Mogovolas	21	0	0.0%
Moma	14,521	0	0.0%
Monapo	1,404	0	0.0%
Montepuez	96,878	73,474	75.8%
Mossuril	135	0	0.0%
Muecate	42	0	0.0%
Mueda	138,226	31,870	23.1%
Murrupula	11,272	0	0.0%
Nacala	1,117	0	0.0%
Nacaroa	341	0	0.0%
Namuno	4,807	3,882	80.8%
Nangade	51,308	0	0.0%
Palma	5,000	6,517	130.3%
Quissanga	0	1,760	100.0%
Rapale	2,681	10,565	394.1%
Ribaue	132	0	0.0%

Reached by Districts



37 Districts have a Gap against the HRP Targets. 16 districts in Cabo Delgado, 1 in Niassa and 20 d in Nampula reached the target.



PEOPLE IN NEED (IPC)

1.5M



LEAD ORGANIZATION - 7

DORCAS, Food for the Hungry/FH Association, ForAfrika, Solidar Suisse, We World - GVC Onlus and WFP



MAX PEOPLE REACHED (Year - 2022)

323,554



IMPLEMENTING PARTNERS - 16

DORCAS, DPAP - Manica, INGD-Delegação Provincial Manica e DPS – Manica, Food for the Hungry/FH Association, ForAfrika, INAR, INGD/WFP, Kulima, NAFEZA, WVI, SEPPA, Solidar Suisse, Technoserve, UNHCR/INAR, World Food Programme, World Vision International, World Vision Mozambique and WVI & NAFEZA

On 11th March 2022, Tropical Cyclone Gombe made landfall 50km south of Ilha de Mozambique, near the districts of Mongicual, and Mossuril, with winds up to 185 km/h, hitting areas affected by Tropical Storm Ana in January 2022. As a category 3 Tropical Cyclone, households foods stock and livelihoods were lost, the markets disrupted, and prices of basic commodities increased. Over 220,000 hectares of crops were lost in the rainy season of 2021-2022 with special concern for food insecurity in Nampula, Zambezia, Sofala and Niassa.

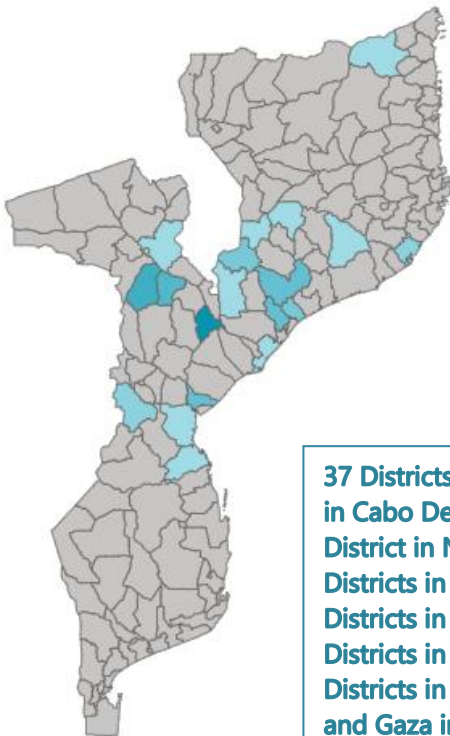
Nampula and Zambezia province received these two consecutive shocks (tropical storm Ana and cyclone Gombe) that left affected populations with limited options of coping.

The priorities of Food Security Cluster are to provide lifesaving food assistance to vulnerable populations experiencing severe food insecurity and help to restore livelihoods to shock affected people.

Approx. 7,500 refugees and asylum seekers in Maratane Refugee Camp (Nampula) continued being assisted with food assistance and supported with income generation opportunities through a livelihoods project in close collaboration with the Government of Mozambique (INAR) and other UN agencies (UNHCR/FAO/WFP).

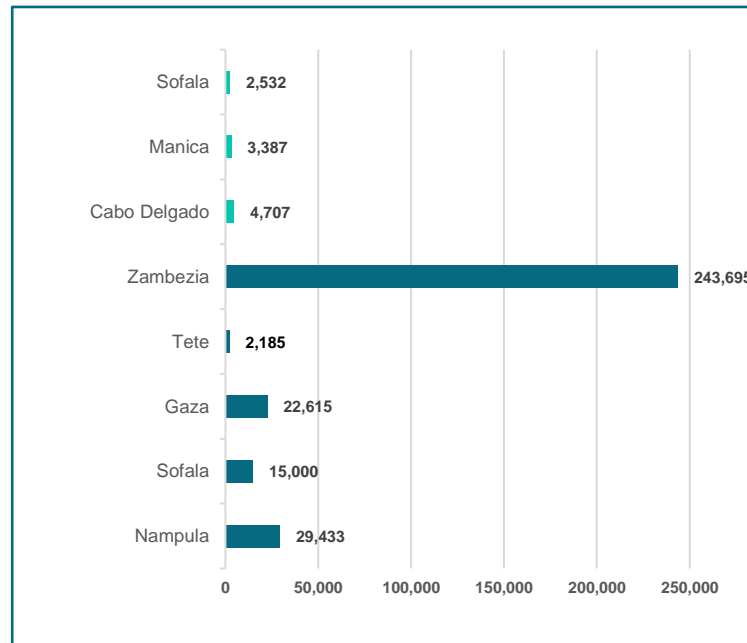
Relevant to mention that under the Social Protection Response to COVID 19, WFP reached up to 192,000 people with multipurposed cash in the province of Zambezia. Finally, the recurrent drought continues affecting southern parts of the country which have resulted in a poor harvest of the season (2021/22), and the WFP is assisting more than 22600 people in four districts of Gaza Province.

MOZAMBIQUE (Year - 2022)



37 Districts (5 Districts in Cabo Delgado, 7 District in Nampula, 4 Districts in Sofala, 3 Districts in Manica, 2 Districts in Tete, 12 Districts in Zambezia and Gaza in 4)

Beneficiaries Reached by Province



Light blue: Livelihood
Dark blue: Food Assistance



LEAD ORGANIZATION - 7

DORCAS, Food for the Hungry/FH Association, ForAfrika, Solidar Suisse, Technoserve, We World - GVC Onlus and World Food Programme



IMPLEMENTING PARTNERS - 16

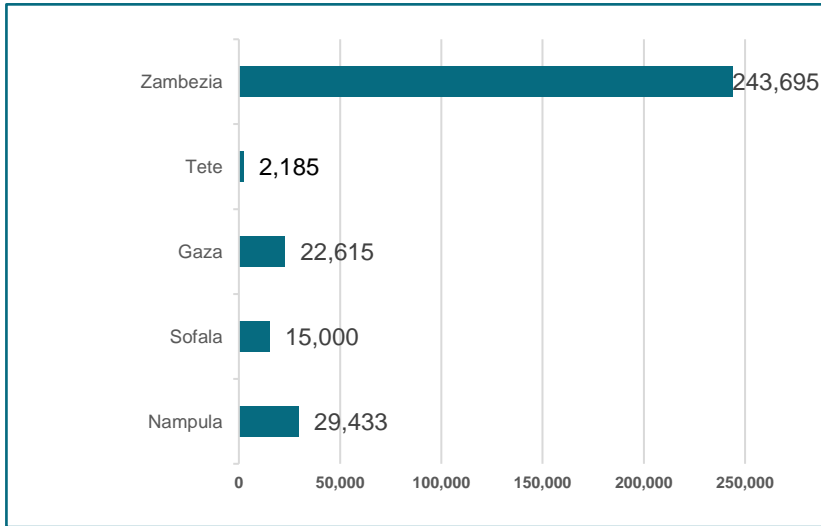
DORCAS, DPAP - Manica, INGD-Delegação Provincial Manica e DPS – Manica, Food for the Hungry/FH Association, ForAfrika, INAR, INGD/WFP, Kulima, NAFEZA/WVI, SEPPA, Solidar Suisse, Technoserve, UNHCR/INAR, World Food Programme, World Vision International, World Vision Mozambique and WVI & NAFEZA



MAX PEOPLE REACHED (Year - 2022)

312,928

Max Beneficiaries Reached by Province



Food Assistance

Delivery Modality of Assistance



Provision of Life-saving food assistance to acutely food insecurity population.



Conditional Food Assistance 5.71%

Unconditional Food Assistance 94.29%

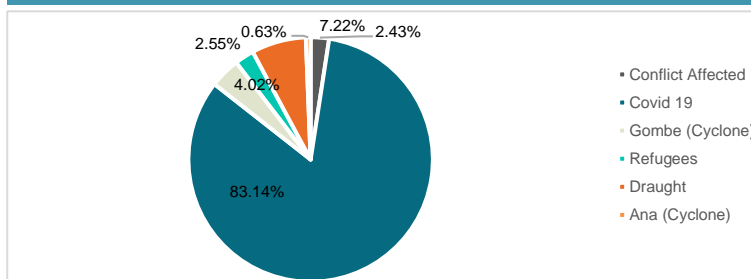
During the year of 2022, several partners of the Food Security Cluster assisted a maximum of 312,928 people acutely food insecure in Mozambique. The crisis covered included Covid 19, Tropical Storm Ana, Cyclone Gombe, Refugees and Drought in the provinces of Nampula, Zambezia, Sofala, Tete and Gaza.

The graph below shows the total monthly beneficiaries by province/districts for non-HRP assistance in the year of 2022. The largest number of people who received food assistance were in the Zambezia province (Social Protection for Covid19).

Districts Covered in Food Assistance (Non-HRP)



Percentage of Beneficiaries Reached by Event



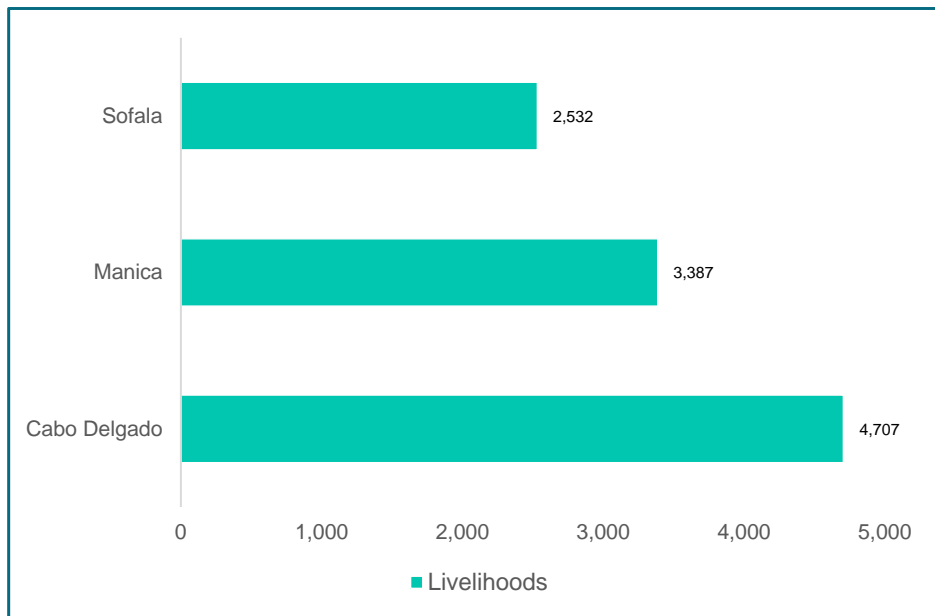


PEOPLE REACHED (Max Achieved)
(Year - 2022)
10,626

FSC partners continued to provide livelihood support to vulnerable and food insecure communities in the rest of the country, and not just in the northern region.

During the year of 2022, more than 10,600 people benefited from different activities, including distribution of seeds and tools, for the horticultural season as well as for the main agricultural campaign.

Beneficiaries Reached by Province



Beneficiaries Reached by Activity

