



SOMALIA
FOOD SECURITY
CLUSTER

**FSC NATIONAL LEVEL PARTNERS
MEETING**

17th August 2023



FSC PARTNERS MEETING AGENDA



- 1. Opening Remarks (Government)**
- 2. FSC July 2023 Response**
- 3. WFP Presentation on Proposed Research on Conflict-Induced Food Insecurity and Protection Risks in Somalia**
- 4. SWALIM Updates**
- 5. State-level operational update - Juba Land State**
- 6. AOB**



SOMALIA
FOOD SECURITY
CLUSTER

JULY 2023 RESPONSE UPDATE

August 2023

Food Security Cluster

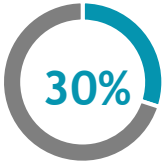


FSC Overall Response (SO1 & SO2) | July 2023



1.10 B

FS 2023 HRP Requirements



425M (38.7%)

Funding Received to Date

6.68 M

HRP People in Need



1.9 M

Severely and Extremely Food Insecure People

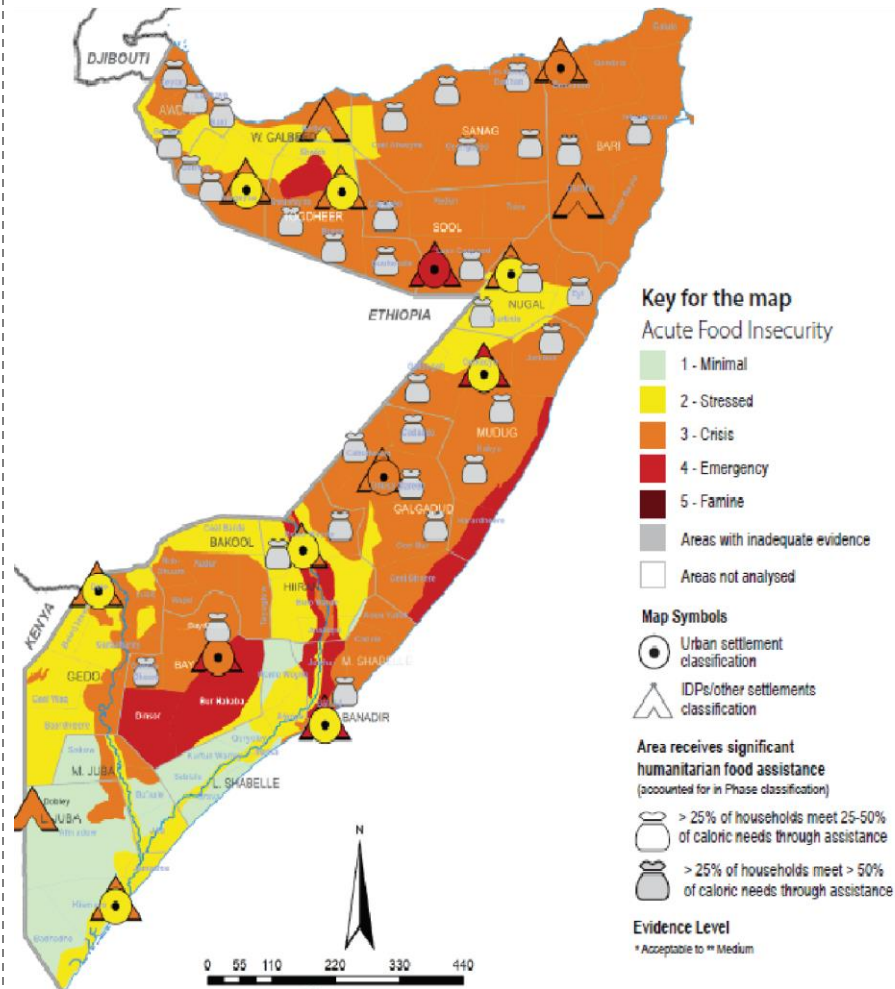
40 K

People in IPC 5 (Catastrophe)

120

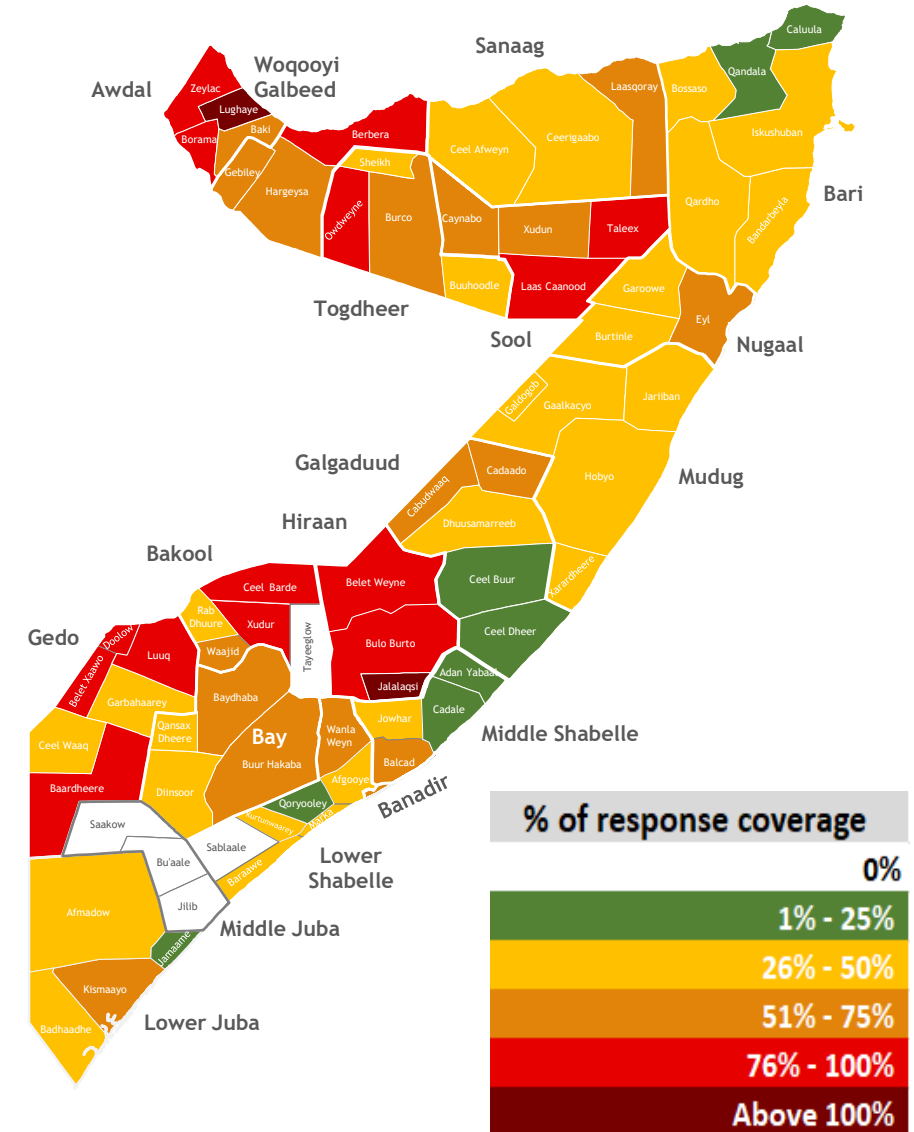
Total Partners in July 2023

Food Security Situation Map



The map above shows the IPC classification projection for the period of April to June. The projection map will be updated for the upcoming monthly meeting

FSC Response Coverage Map



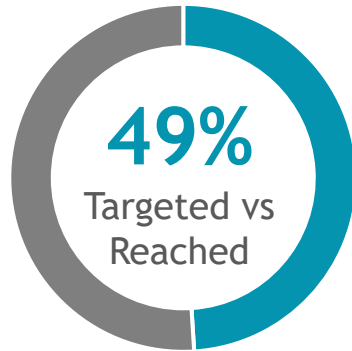
FSC Response | (SO1) Improved access to food | July 2023



People Targeted vs Reached (Monthly)

6.68 M
People Targeted


3.30 M
People Reached



Response by Modality (Monthly)

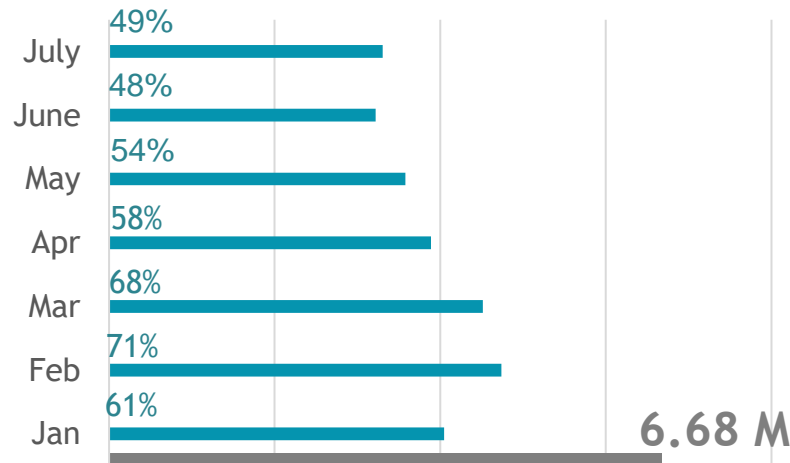
2.1 M Cash
305 K In - Kind
936 K Voucher

Cash & Vouchers Transferred (Monthly)



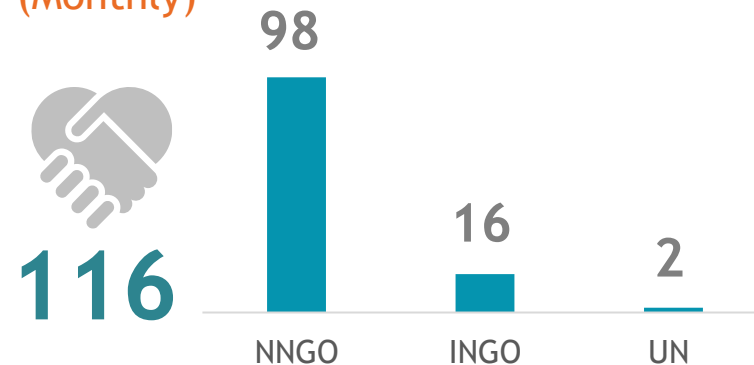
42.3M \$

People Targeted vs Reached (Per Month)

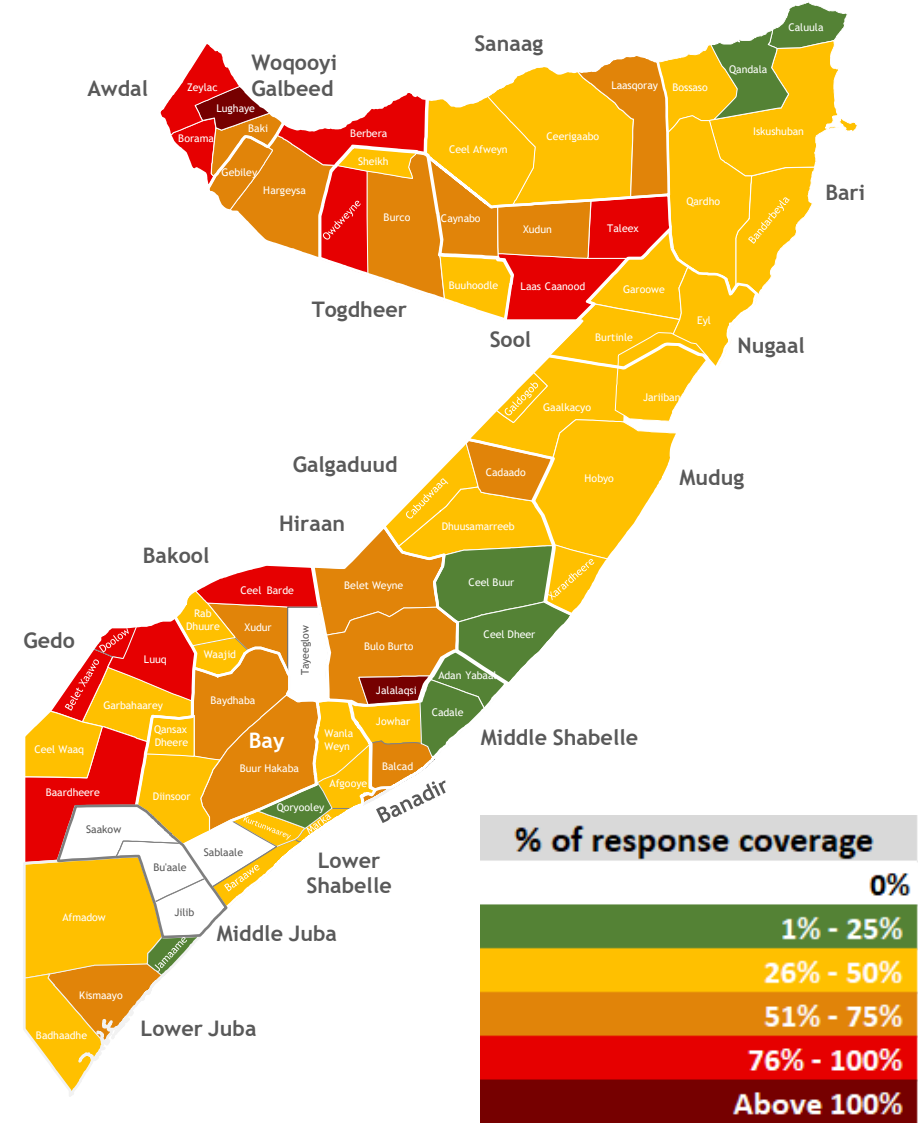


■ Reached ■ Target

Total Partners (Monthly)



Coverage Map (Monthly)



FSC Response | (SO1) District Level | July 2023

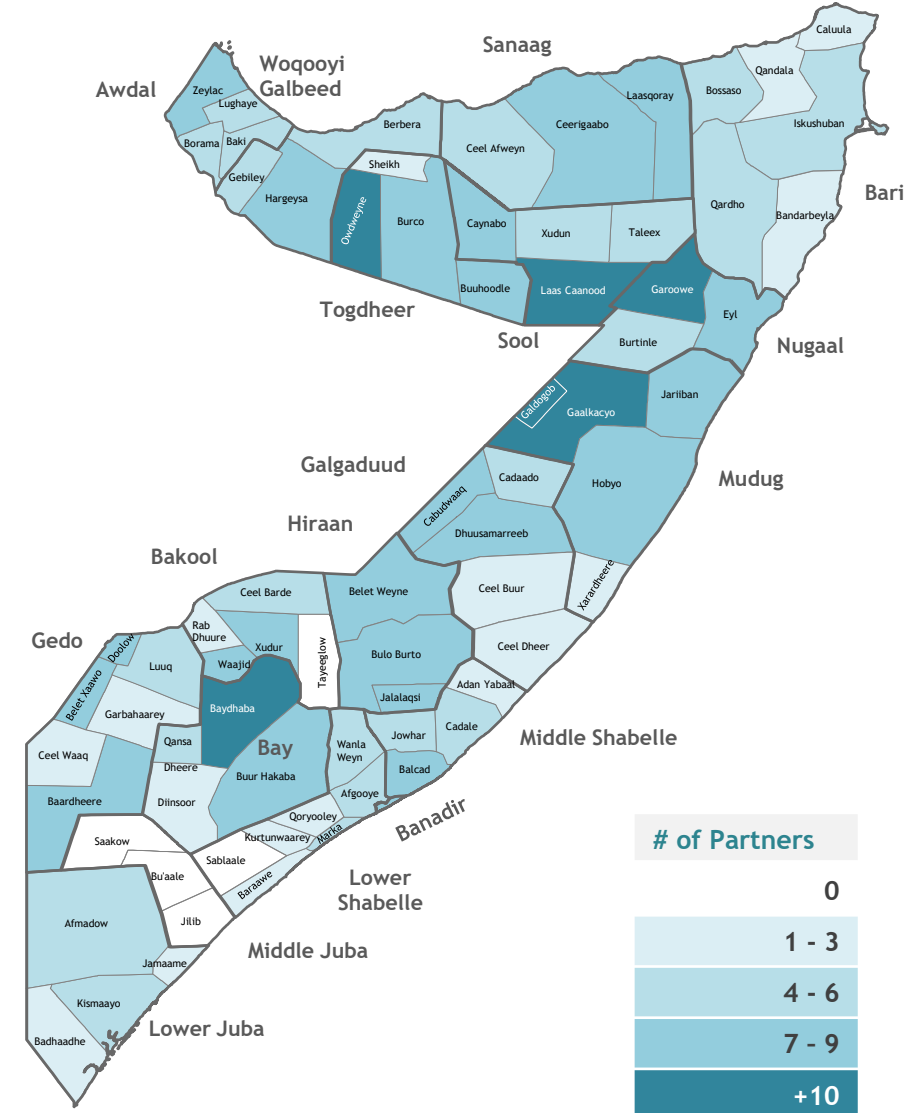


69

Total number of districts reached under SO1 in July 2023
Response Coverage per District:

| % | # | Districts |
|------------|----|------------------------------------------------------------------------------------------------------------------------------------------------------------------------------------------------------------------------------------------------------------------------------------------------------------------------------------------------|
| 1% - 25% | 7 | Caluula, Qandala, Ceel Buur, Jamaame, Qoryooley, Adan Yabaal, Cadale |
| 26% - 50% | 32 | Rab Dhuure, Waajid, Bandarbeyla, Bossaso, Iskushuban, Qardho, Diinsoor, Qansax Dheere, Ceel Dheer, Dhuusamarreeb, Ceel Waaq, Garbahaarey, Afmadow, Badhaadhe, Afgooye, Baraawe, Kurtunwaarey, Marka, Wanla Weyn, Jowhar, Gaalkacyo, Galdogob, Hobyo, Jariiban, Xarardheere, Burtinle, Eyl, Garoowe, Ceel Afweyn, Ceerigaabo, Buuhoodle, Sheikh |
| 51% - 75% | 17 | Baki, Xudur, Banadir, Baydhaba, Buur Hakaba, Cabudwaaq, Cadaado, Belet Weyne, Bulo Burto, Kismaayo, Balcad, Laasqoray, Caynabo, Xudun, Burco, Gebiley, Hargeysa |
| 76% - 100% | 11 | Borama, Zeylac, Ceel Barde, Baardheere, Belet Xaawo, Doolow, Luuq, Laas Caanood, Taleex, Owdweyne, Berbera |
| + 100% | 2 | Lughaye, Jalalaqsi |

Active Partner per District



People Targeted vs Reached (Cumulative)

2.84 M
People Targeted

861.5 K
People Reached



Response by Modality (Cumulative)

18 K Cash

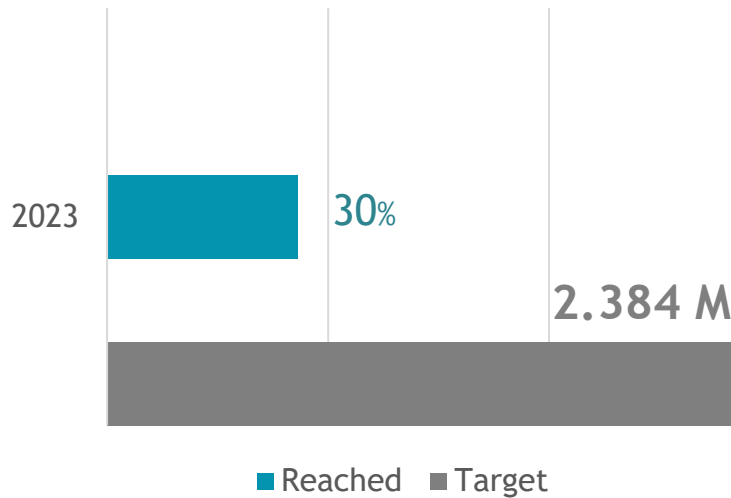
558 K In - Kind

286 K Voucher

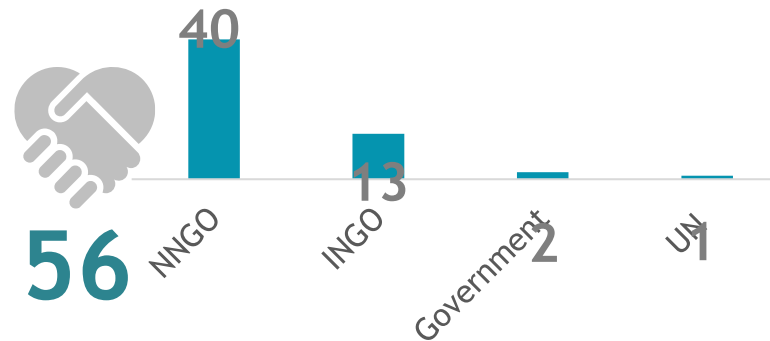
Cash & Vouchers Transferred (Cumulative)

709.4K \$

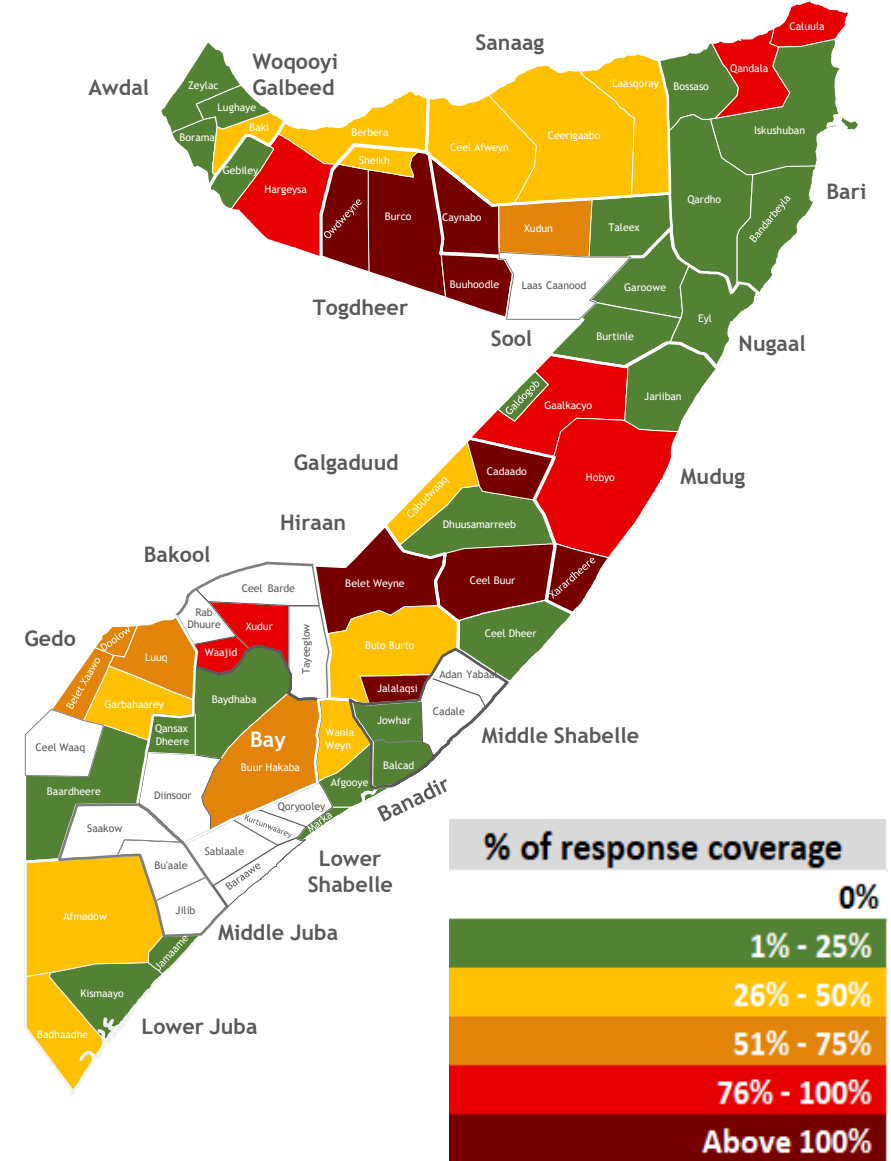
People Targeted vs Reached (Cumulative)



Total Partners (Cumulative)



Coverage Map (Cumulative)



FSC Response | (SO2) District Level | July 2023

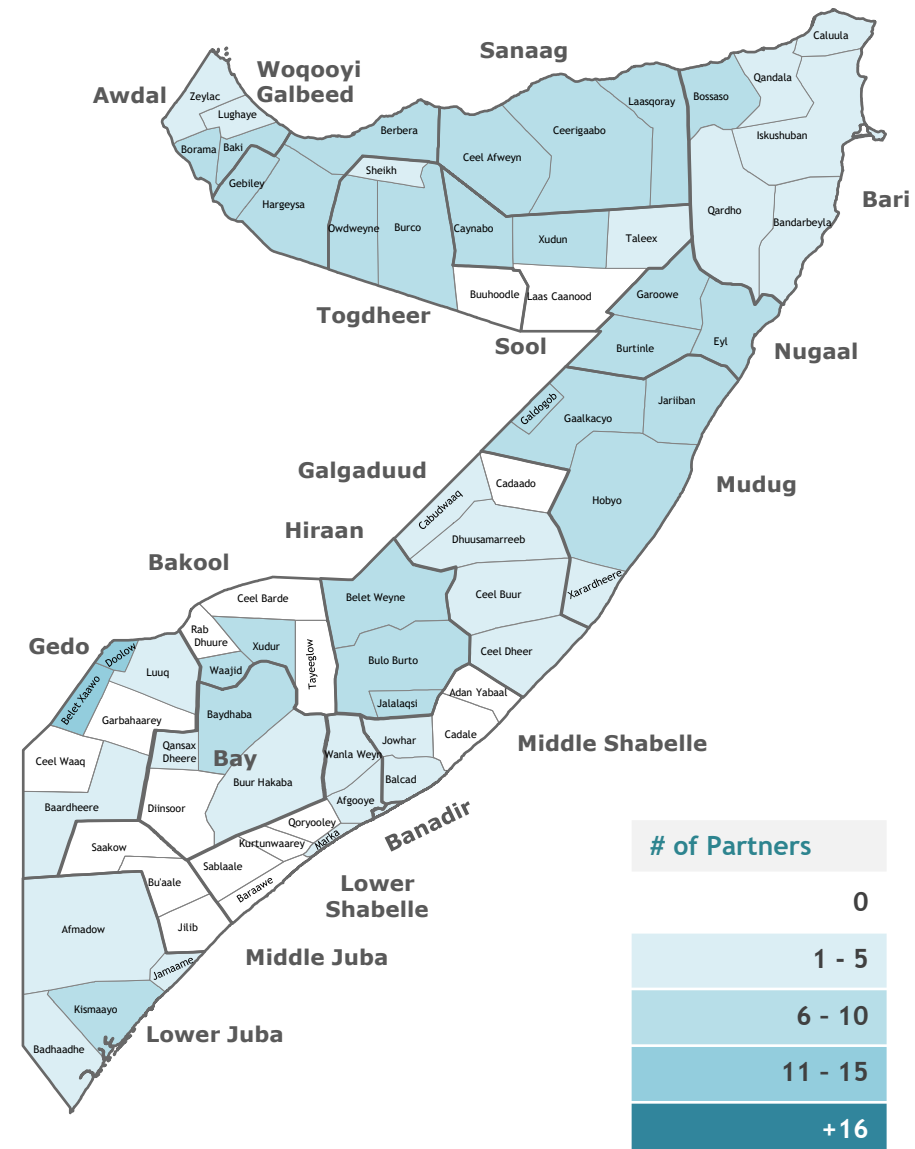
58

Total number of districts reached under SO2 as of July 2023 (Cumulative)

Response Coverage per District:

| % | # | Districts |
|------------|----|------------------------------------------------------------------------------------------------------------------------------------------------------------------------------------------------------------------------------------------------------------|
| 1% - 25% | 26 | Borama, Lughaye, Zeylac, Banadir, Bandarbeyla, Bossaso, Iskushuban, Qardho, Baydhaba, Qansax Dheere, Ceel Dheer, Dhuusamarreeb, Baardheere, Jamaame, Kismaayo, Afgooye, Marka, Jowhar, Balcad, Galdogob, Jariiban, Burtinle, Eyl, Garoowe, Taleex, Gebiley |
| 26% - 50% | 11 | Baki, Cabudwaaq, Bulo Burto, Afmadow, Badhaadhe, Wanla Weyn, Ceel Afweyn, Ceerigaabo, Laasqoray, Sheikh, Berbera |
| 51% - 75% | 5 | Buur Hakaba, Belet Xaawo, Doolow, Luuq, Xudun |
| 76% - 100% | 7 | Waajid, Xudur, Caluula, Qandala, Gaalkacyo, Hobyo, Hargeysa |
| + 100% | 9 | Cadaado, Ceel Buur, Belet Weyne, Jalalaqsi, Xarardheere, Caynabo, Burco, Buuhoodle, Owdweyne |

Active Partner per District





SOMALIA
FOOD SECURITY
CLUSTER

FSC National Monthly Meeting August to December 2023 Partners Plan

August 2023

Food Security Cluster

71

Total number of districts where the partners plan to have activities covering the needs under SO1 during the period from August to December 2023

| August Individuals | September Individuals | October Individuals | November Individuals | December Individuals |
|-----------------------|--------------------------|------------------------|-------------------------|-------------------------|
| 2,400,540 | 2,516,471 | 2,195,692 | 2,059,678 | 1,975,947 |



Conflict, Food Insecurity and Protection: Risk Reduction Action-based Research

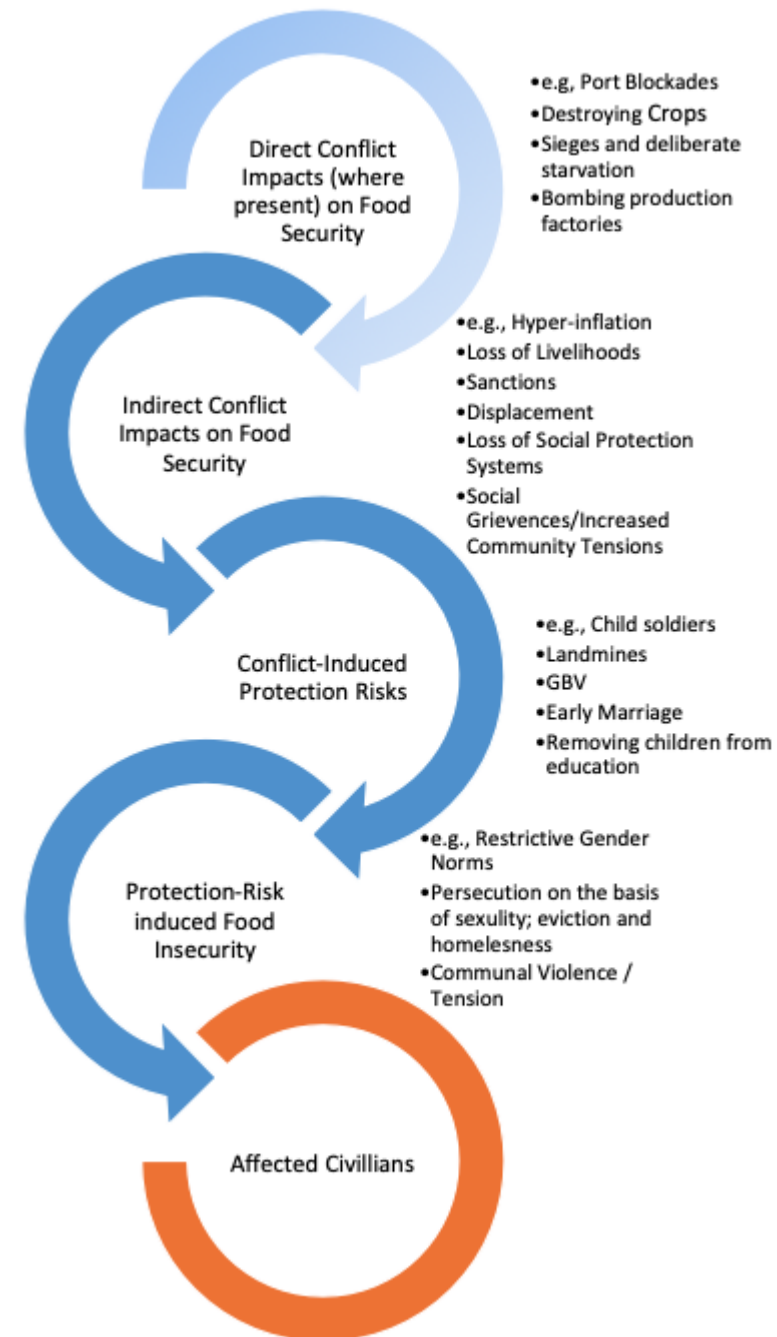
InterAction, WFP, NRC, Care

Research Objectives

1. Understand why/how conflict dynamics directly/indirectly lead to food insecurity and drive associated protection risks

2. To map out the protection risks resulting from conflict-induced food insecurity / food security risks resulting from protection risks

3. To elaborate context-specific theories of change for a multi-disciplinary approach to address protection risks



Research Design

Advisory
Group

Participatory
Research
Consultants

Results-Based
Protection
Specialists

Country
Groups &
Coordinators

Methodology

Literature review and secondary data

Key informant interviews

Stakeholder power analysis workshop

Participatory Action Training & Research

Protection analysis workshop

Theory of change workshop

InterAction Research Proposal and Plan



**Conflict-Induced Food Insecurity: Implications and Strategies to Achieve
Protection Outcomes**

A Summary Note in support of an Action-Based Research Study

Spring 2022



Inception report.

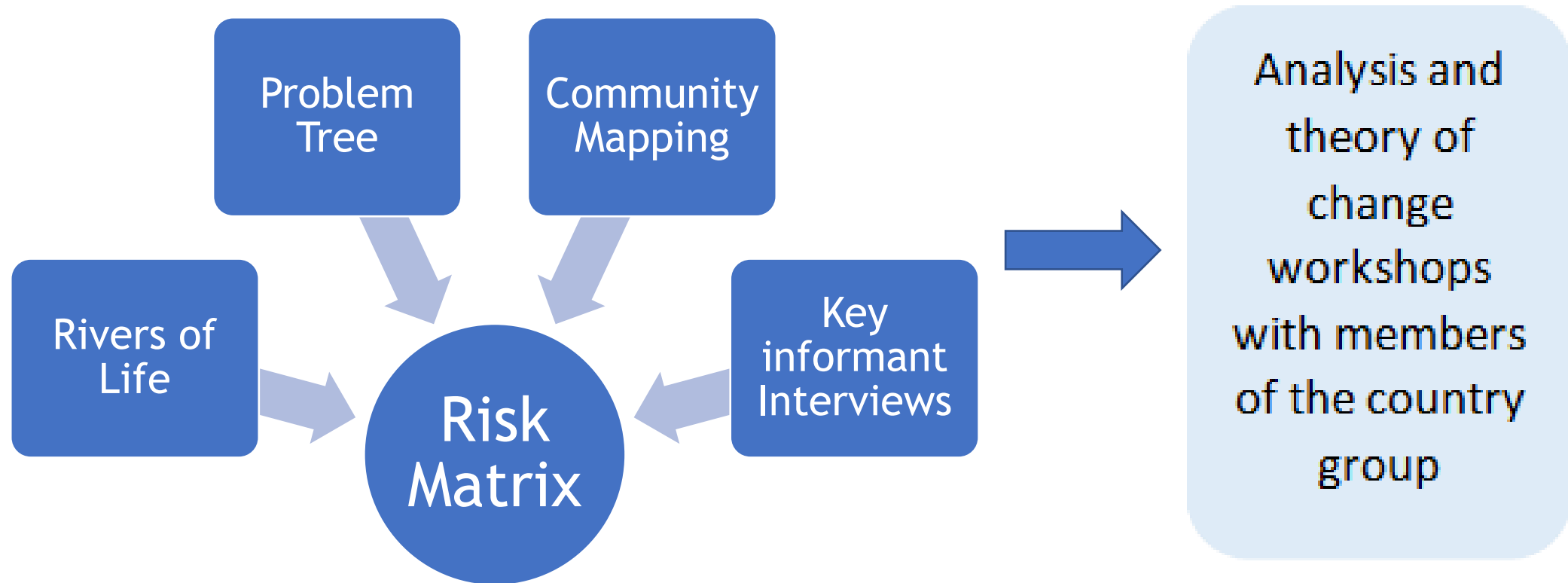
**Conflict-Induced Food Insecurity: Implications and
Strategies to Achieve Protection Outcomes**

November 2022

Colombia Case Study, 2023

Niger Case Study, 2023

Community-Led Research and Analysis Process



Protection Risk Analysis

RISK EQUATION

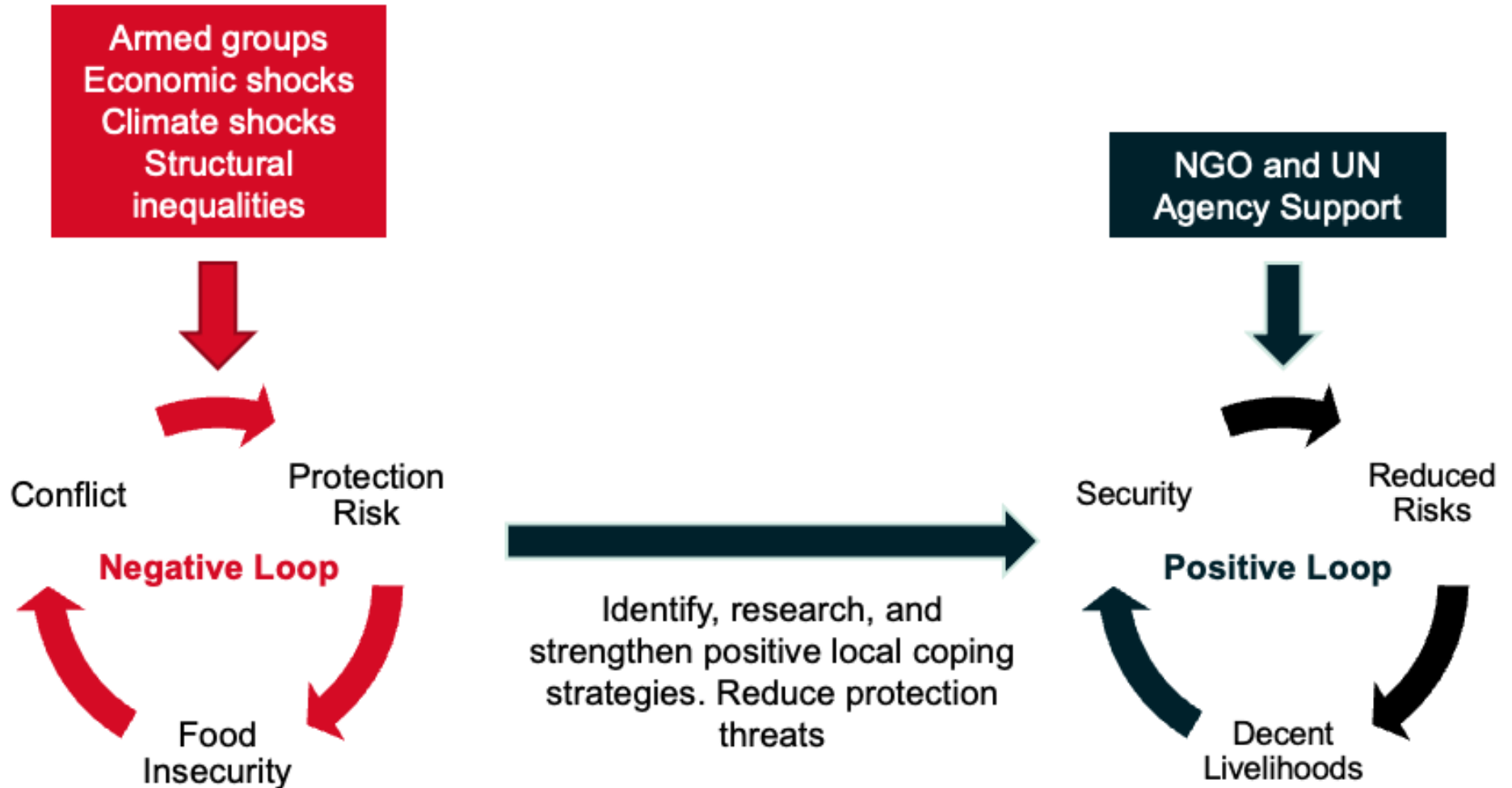




World Food Programme

SAVING LIVES
CHANGING LIVES

Protection Outcomes:



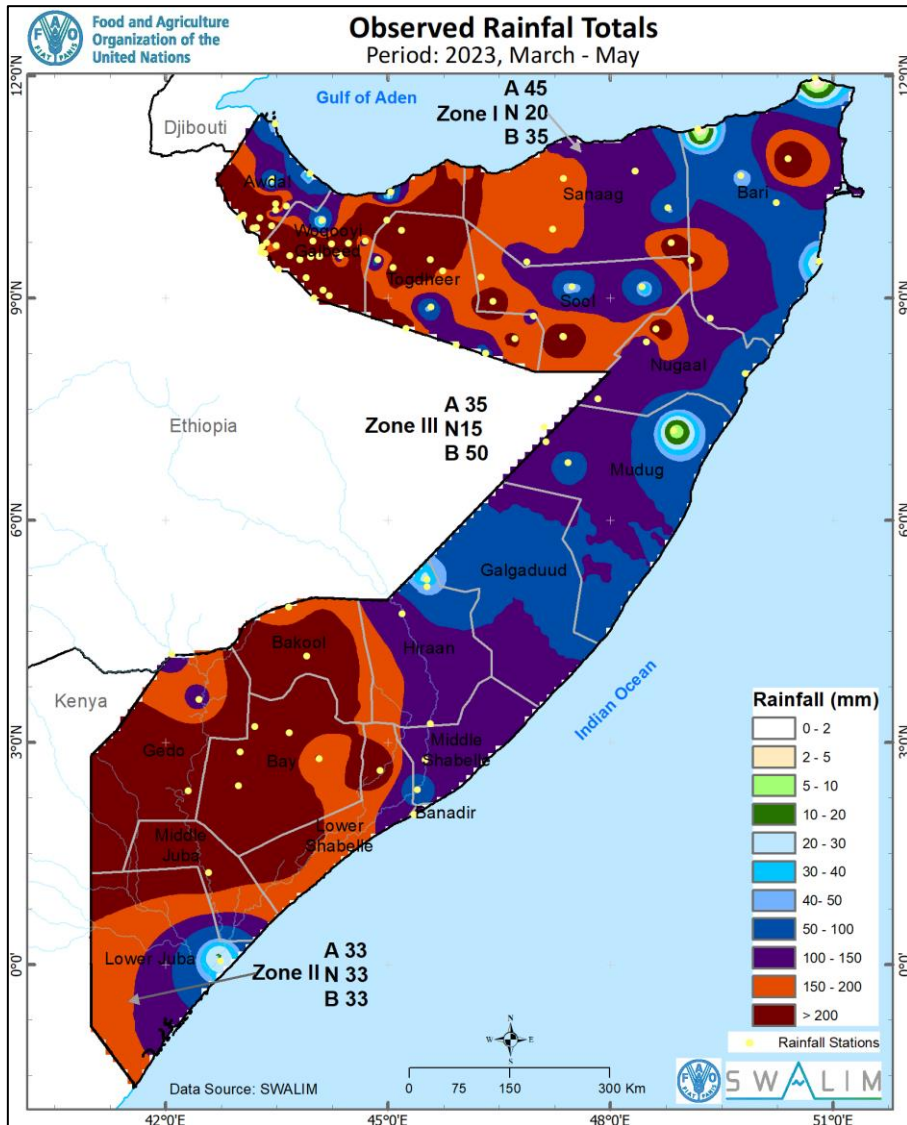


Food and Agriculture Organization
of the United Nations

Gu and Hagaa Review with Deyr Projection

SWALIM

Review of Gu 2023 Rainfall Performance - MAM

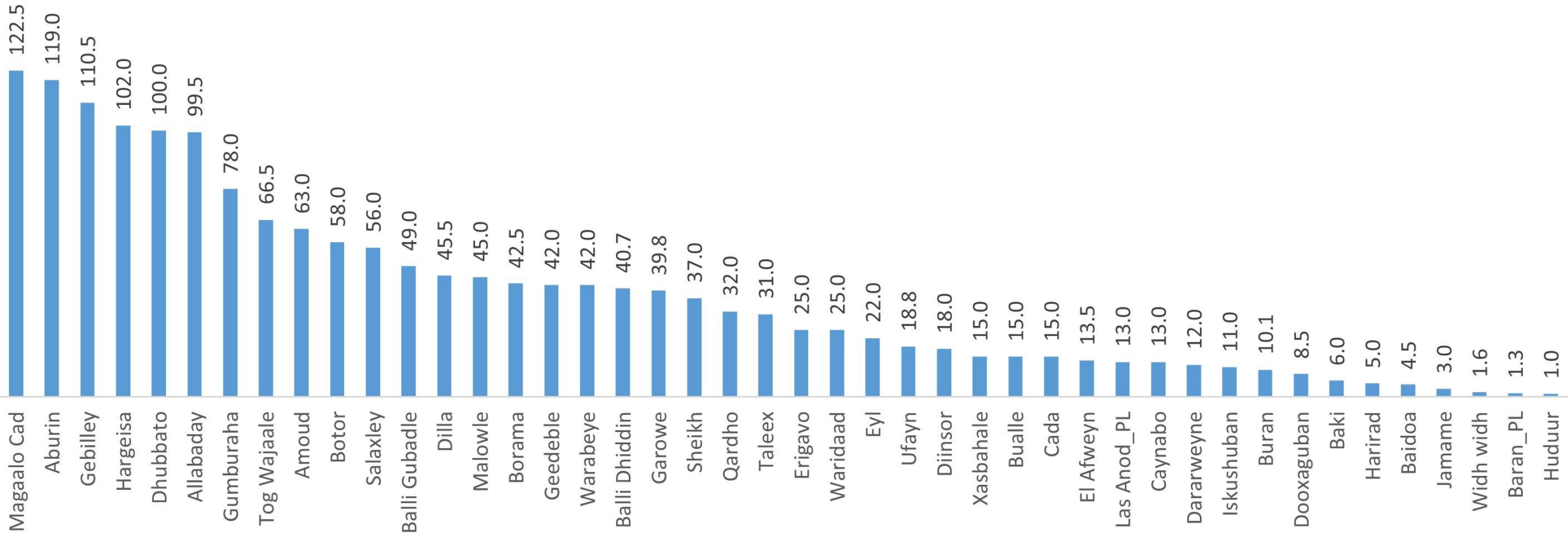


- The early onset of the generally **above-LTM MAM** rainfall led to substantial recharge of water sources, replenished water catchment levels, improved soil moisture conditions, creating favorable conditions for grassland regeneration, offering first line fodder for the livestock, land preparation and timely crop and fodder planting across the agro-pastoral livelihoods.
- However, the resultant floods at Bardheere from 23rd March 2023, at Belet Weyne from 9th May, at Bulo Burti from 25th May and at Jalalaqsi from 26th May 2023 led to extensive damage to the earlier-grown crop and fodder farmlands and the grassland plains with devastating implications.
- Nonetheless, the MAM rains generally led to improved food security situation across the country particularly in the case of Somaliland where the observed rains were above LTM.

Cumulative Rainfall June

Gu rains continued into June, in many parts of the country

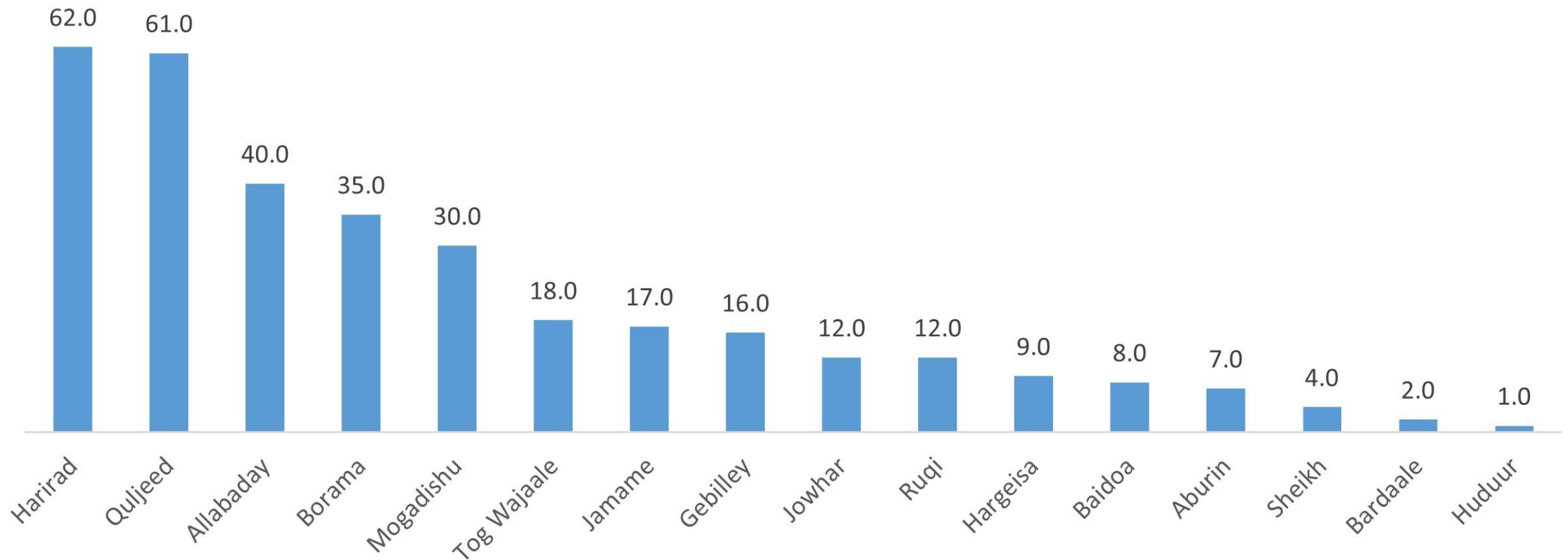
Observed total rainfall for June 2023





Cumulative Rainfall July

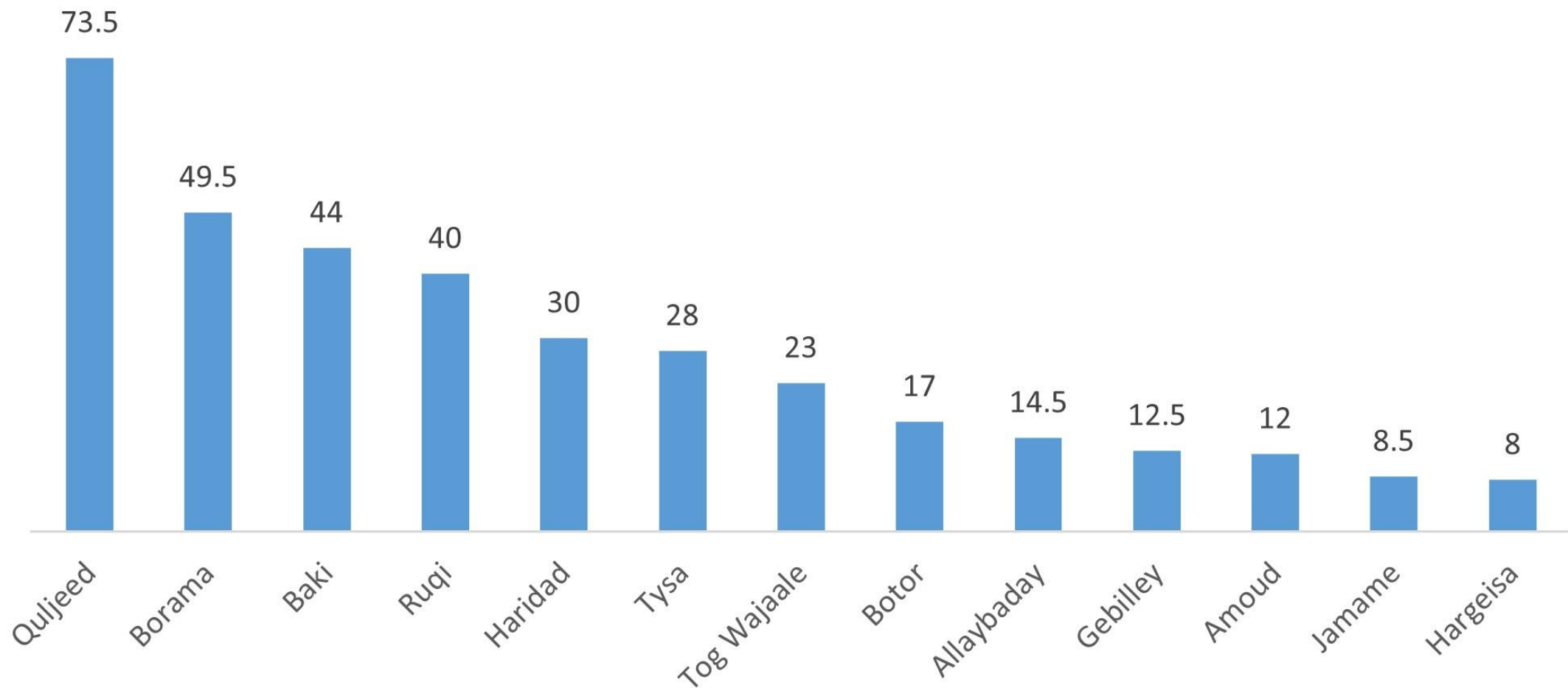
Observed total rainfall for July 2023





Cumulative Rainfall Aug

Observed total rainfall 1st - 14th August 2023



Deyr 2023 Forecast: El Niño & Positive IOD

Current forecasts indicate over 90% chance of El Niño in October - December 2023 rainy season

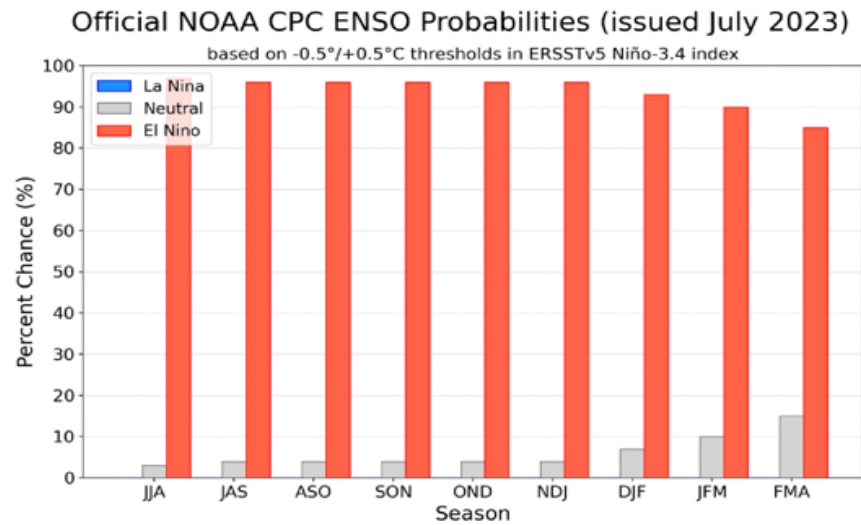
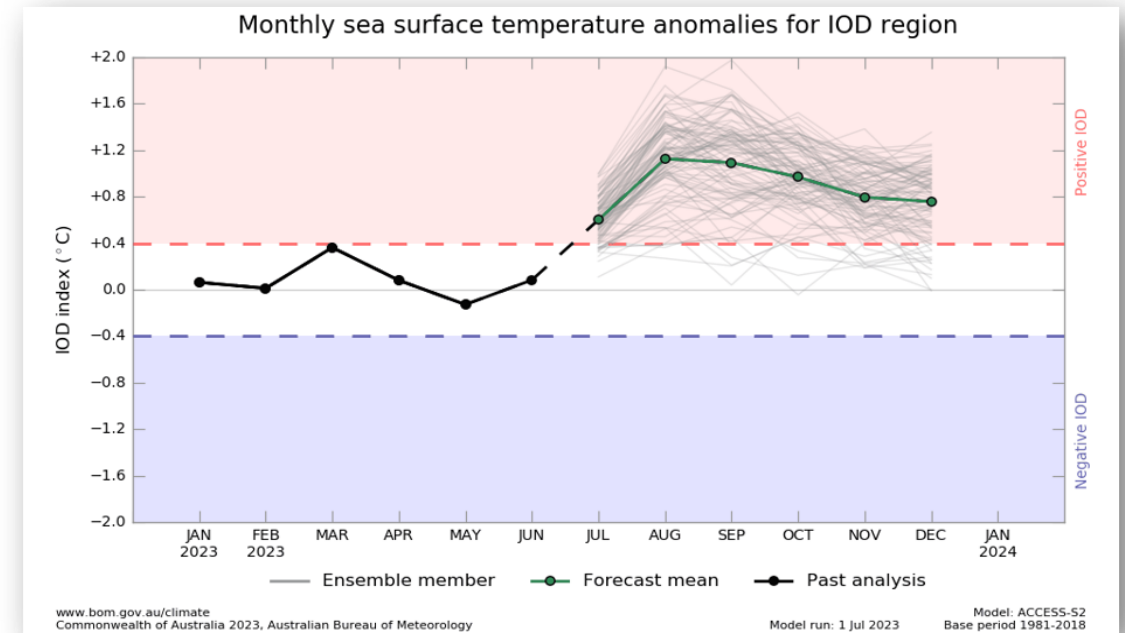


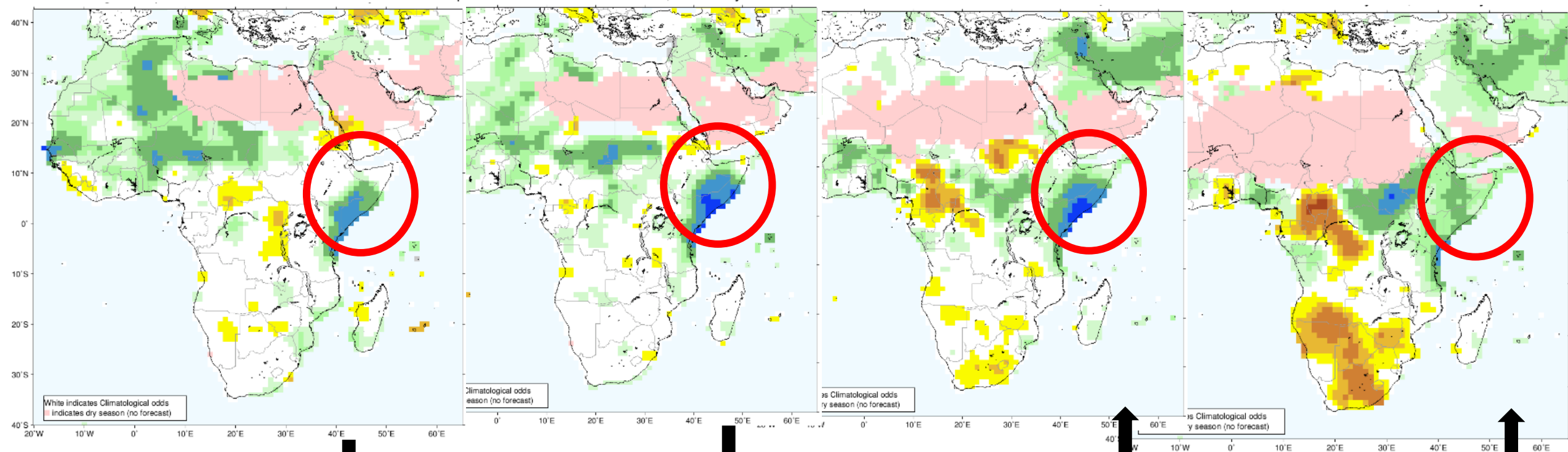
Figure 7. Official ENSO probabilities for the Niño 3.4 sea surface temperature index (5°N - 5°S , 120°W - 170°W). Figure updated 13 July 2023.

In Somalia, previous El Niño events have led to severe flooding with damage to infrastructure, crops, assets and in some cases loss of lives

The combination of a confirmed El Niño event with a positive IOD has historically meant above average rainfall in East Africa



IRI Multi-Model Probability Forecast for Precipitation: Increased probability of AN rains during SOND



Leads:
ASO23

Leads:
SON23

Leads:
OND23

Leads:
NDJ24

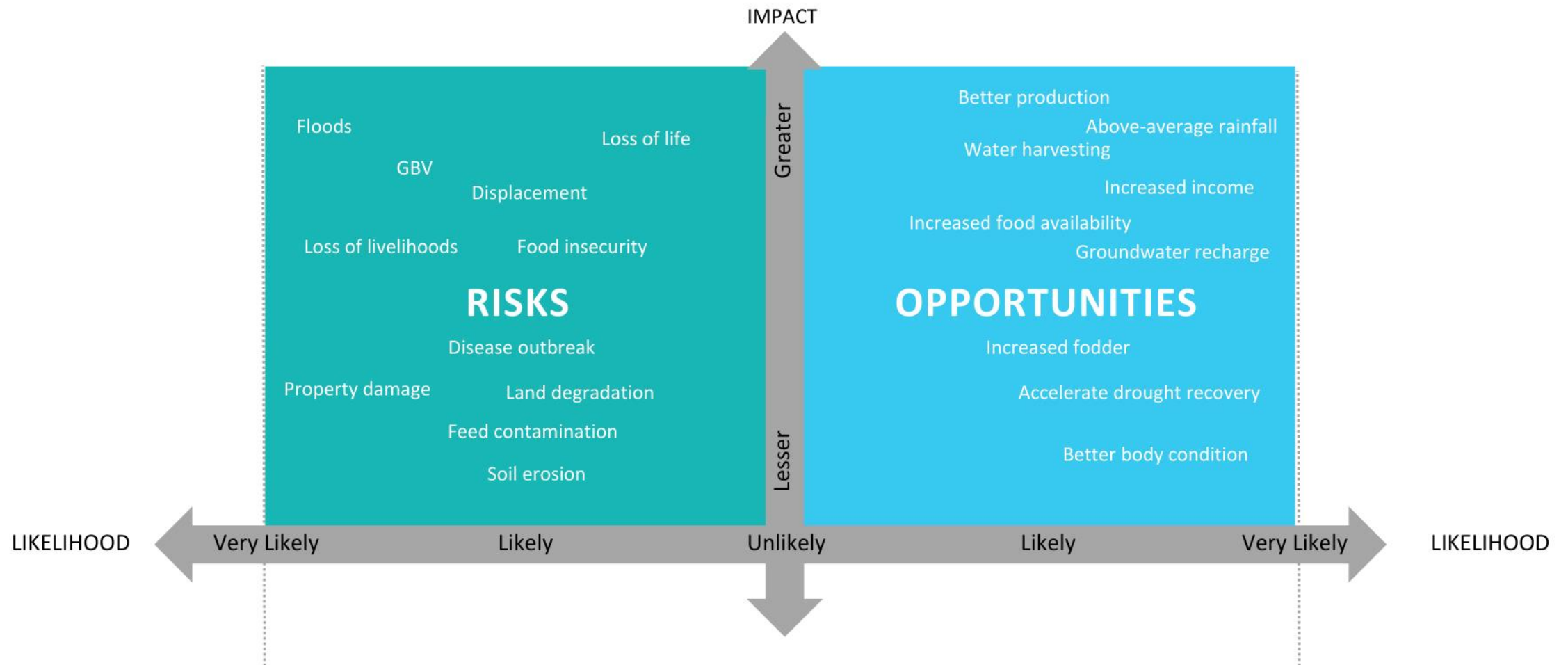


White indicates Climatological odds
indicates dry season (no forecast)



Implications of increased probability of above-average rains between October and December

EL NINO: RISK OR OPPORTUNITY?





Food and Agriculture Organization
of the United Nations

THANK YOU



SOMALIA
FOOD SECURITY
CLUSTER

KEY OPERATIONAL
UPDATES - JUBA LAND



As part of capacity strengthening and localization

- ❑ IPC Level 1 training 3rd -6th July 2023.
 - FSC together with the IPC Global Support unit held an Integrated Food Security Phase Classification (IPC) training for Food Security Partners in Kismayo for Jubaland.
 - Approximately 40 participants both male and female from the UN, INGO, LNGO and the Four-line ministries (Agriculture, Livestock, Fisheries and MOHADM) as well as a representative of the FSC from the office of the governor Jubaland who were trained.
 - The training aimed to equip the participants with the relevant methodology for classifying the magnitude and severity of food insecurity for informed response decisions.

- ❑ 3-day training in Kismayo from 14th - 16th August 2023
 - The primary target of the training were FSC active organizations that are implementing/reporting food activities, or actively engage with the FSC through the coordination meetings.
 - Around 40 participants were from LNGO, LNGO, UN, and government representatives. The staff selected were mostly the organization's food security focal points, M&E focal points, and/or the AAP/Protection/Cross-cutting issues focal points.
 - The training content included :IM (monthly response, planned response and OPZ reporting etc.)Crosscutting/Targeting issues,Food Security IndicatorsDiscussions on Key Coordination Issues



- On **19th of July 2023**, the FSC held a virtual meeting Projecting the Impact of El Nino for Anticipatory Action in Somalia with the FAO Presentation to Humanitarian Partners focusing on Jubaland and Hirshabelle States which have a like hood of being affected.
- Action taken after the forecast in Jubaland state include regular meetings in regard to preparedness strategy.
- A MoHADM/OCHA multi-sectoral assessment is planned for the coming week:
 - This will create awareness in the community on the potential impact of the anticipated el-nino with key messages developed in the local language.
- Key preparedness
- Some FSC partners as part of the preparedness and responses will have activities such as sandbag, gabions etc, however, this is still under discussion



Thank
you!