

FSAC reached in till third quarter of 2016, total **1.13 million** people against a target of **1.44 million** people (**78%**). FSAC total funding till to date remain **56.35 million USD** **62%** of total **91.5 million USD**. The achievements for the conflict affected people, total **319,817 (82%)** against the target of **390,000**, received food, cash and livelihoods assistance. About the refugees, and returnees, documented and undocumented returnees total **202,445 (100%)** individual people against target received food assistance. FSAC reached to **68,845 (37%)** individual people for natural-disaster affected against the total target of **188,000** people for unconditional transfer of food, cash and voucher. Damages in agriculture sector because of floods are significant so FSAC about the severely food insecure people the total **488,208 (96%)** individual people received assistance of the total target of **508,569**.

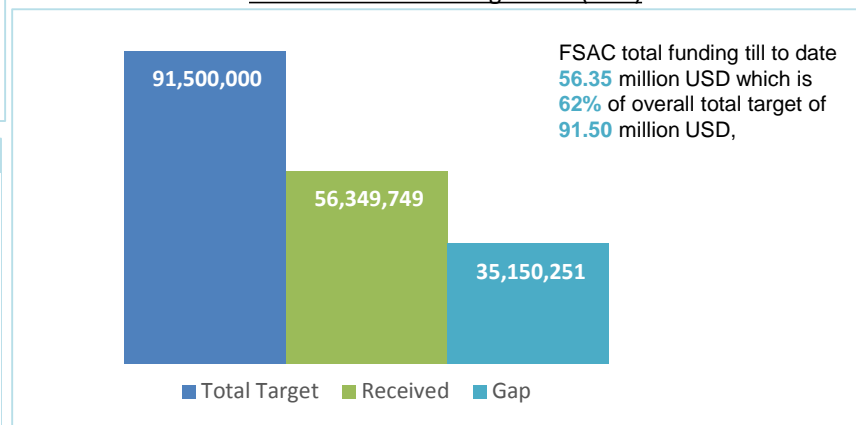
**Beneficiaries Reach against HRP Targets**

HRP Indicator	Achievements	Gap	Target	HRP Indicator	Achievements	Gap	Target
Number of conflict-affected people assisted on time with appropriate unconditional transfer (food, cash, or voucher)	563,588	7207	570,795	Number of natural disaster-affected people received emergency livelihood support	32,900	108,100	141,000
Number of the IDPs, new and Pre-2016 refugee returnees and undocumented returnees received emergency livelihood support	13,645	61,355	75,000	Number of severely food insecure people assisted on time with appropriate protection livelihood support (agriculture/livestock inputs and livestock vaccines)	206,353	1,916	208,269
Number of natural disaster-affected people assisted on time with appropriate unconditional transfer (food, cash, or voucher)	35,945	152,055	188,000	Number of very severely food insecure individuals assisted on time with appropriate unconditional transfers (food, cash, or voucher)	281,855	18,145	300,000

**Key FSAC Figures**

People in need of FSAC	People Targeted by FSAC	Total People Reached	Funding Requirements (USD)	Total Fund Received (USD)	Total Gap for 2016 (USD)
2.4 Million	1.44 Million	1.13 Million	91.50 Million	56.35 Million	35.15 Million

**Overall Cluster Funding Status (USD)**



**FSAC Partners Presence Converge 3W Map**

**Number of Partners by Province**

- 1-2 (Lightest Blue)
- 3-4 (Medium Blue)
- 5-8 (Darkest Blue)

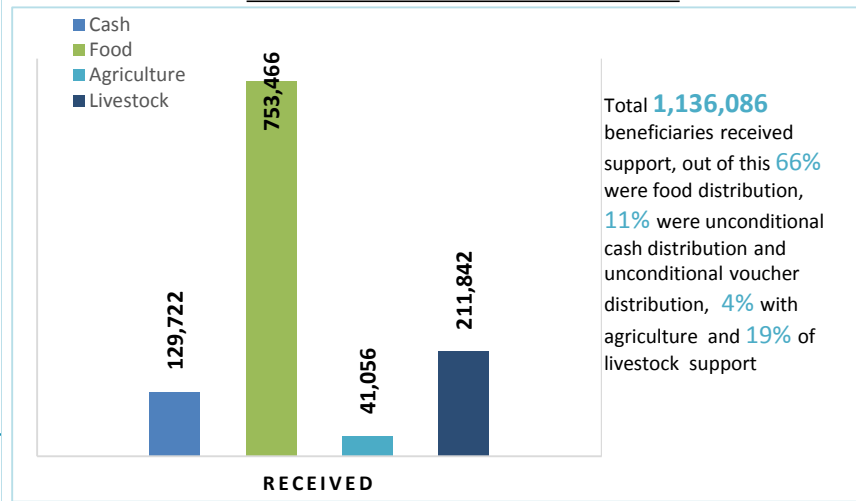
**Activities of FSAC**

- Food (Green)
- Agriculture (Light Blue)
- Cash (Yellow)
- Livestock (Dark Blue)

**Partners by Province:**

- Badakhshan:** WFP, NEI; Afghanistan, ACTED; Afghanistan; CoAR, NEI
- Badghis:** WFP; NRC; NEI
- Badkhan:** WFP
- Balkh:** WFP, SCI, PIN; CARE, OHW, NRC, PIN; OHW; CARE, OHW, NEI
- Bamyan:** WFP; Caritas Germany, NEI
- Daykundi:** Caritas Germany, WFP; Caritas Germany, RCDC, NEI
- Farah:** WFP; NEI
- Faryab:** WFP, SCI; ACTED, NRC, SCI; CoAR, NEI
- Ghazni:** WFP; Relief International, NEI
- Ghor:** WFP; ACF; ACF
- Hilmand:** WFP; ACF; NEI
- Hirat:** WFP, DRC, NEI; WFP, DRC, NRC; DRC, CoAR, NEI
- Jawzjan:** WHH; NEI, WHH
- Kabul:** WFP, ASAARO, ABM, Afghanistan, NEI; DRC; WHH
- Kandahar:** WFP, DRC; DRC, NRC; ADA, NEI
- Kanduz:** WFP; OXFAM; OXFAM; NEI
- Khost:** WFP; CARE, PIN; NEI
- Kunar:** WFP; FAO, MADERA; FAO, NEI
- Kapisa:** WFP; DRC; Relief International, NEI
- Nangarhar:** WFP; DRC, NRC; FAO, MADERA, WHH; FAO, RI, NEI
- Logar:** WFP; NEI
- Laghman:** WFP, ABM; NRC
- Kunduz:** WFP; OXFAM; OXFAM; NEI
- Khosh:** WFP; CARE, PIN; NEI
- Kunar:** WFP; FAO, MADERA; FAO, NEI
- Kapisa:** WFP; DRC; Relief International, NEI
- Nuristan:** WFP; NEI
- Nimroz:** WFP; RI
- Paktia:** WFP, ORCD; NEI
- Paktika:** WFP, ORCD; NEI
- Parwan:** WFP
- Panjsher:** WFP; NEI
- Panjshir:** WFP; NEI
- Paktia:** WFP, PIN; NEI
- Paktika:** WFP, ORCD; NEI
- Parwan:** WFP
- Panjsher:** WFP; NEI
- Panjshir:** WFP; NEI
- Sar-e-pul:** WFP; NRC; NEI
- Samangan:** WFP, CHA, PIN; ACF, PIN; WHH; CHA, FAO, NEI
- Takhar:** WFP; ACTED; CoAR, NEI
- Uruzgan:** ANCC, WFP, OHW; ANCC, NRC; ADA, NEI
- Wardak:** WFP; WFP, DRC, SI; SI; SI, NEI
- Zabul:** ADA, NEI

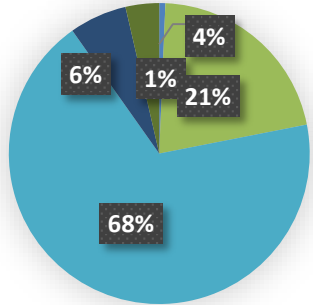
**Cluster Indicators Beneficiaries Reached**



Data Created: 31 September 2016  
Contact: jacob@wfp.org/afghanistan  
Website: http://afghanistan.org/humanitarian/  
Prepared for: FSAC Afghanistan

Data sources: FSAC Partners  
The boundaries and names shown and the designations used on this map do not imply official endorsement or acceptance by the United Nations.

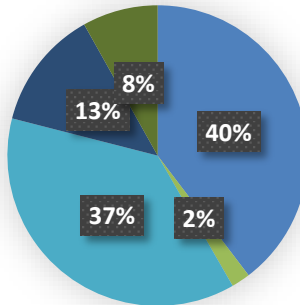
**Conflict IDPs Reached**



Total **319,817** Conflict IDPs, out of this **218,442** were unconditional food distribution, **67,995** were unconditional cash distribution, **19,789** were unconditional voucher distribution, and **13,645** with agriculture & livestock support

■ Agriculture ■ Unconditional Cash ■ Unconditional Food ■ Unconditional Voucher ■ Livestock

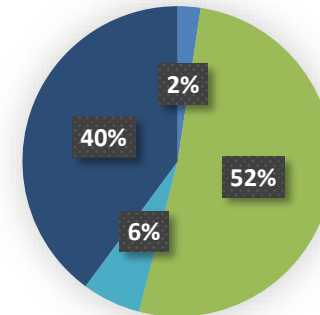
**Natural Disaster Reached**



Total **68,845** natural disaster, out of this **25,683** were unconditional food distribution, **10,262** were unconditional cash distribution and unconditional voucher distribution, **32,900** with agriculture & livestock support

■ Agriculture ■ Unconditional Cash ■ Unconditional Food ■ Unconditional Voucher ■ Livestock

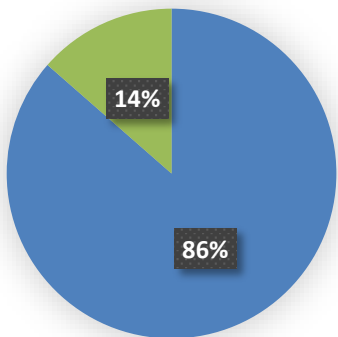
**Severely Food Insecure Reached**



Total **488,208** severely food insecure, out of this **251,979** were unconditional food distribution, **29,876** were unconditional voucher distribution, **206,353** with agriculture & livestock support

■ Agriculture ■ Unconditional Food ■ Unconditional Voucher ■ Livestock

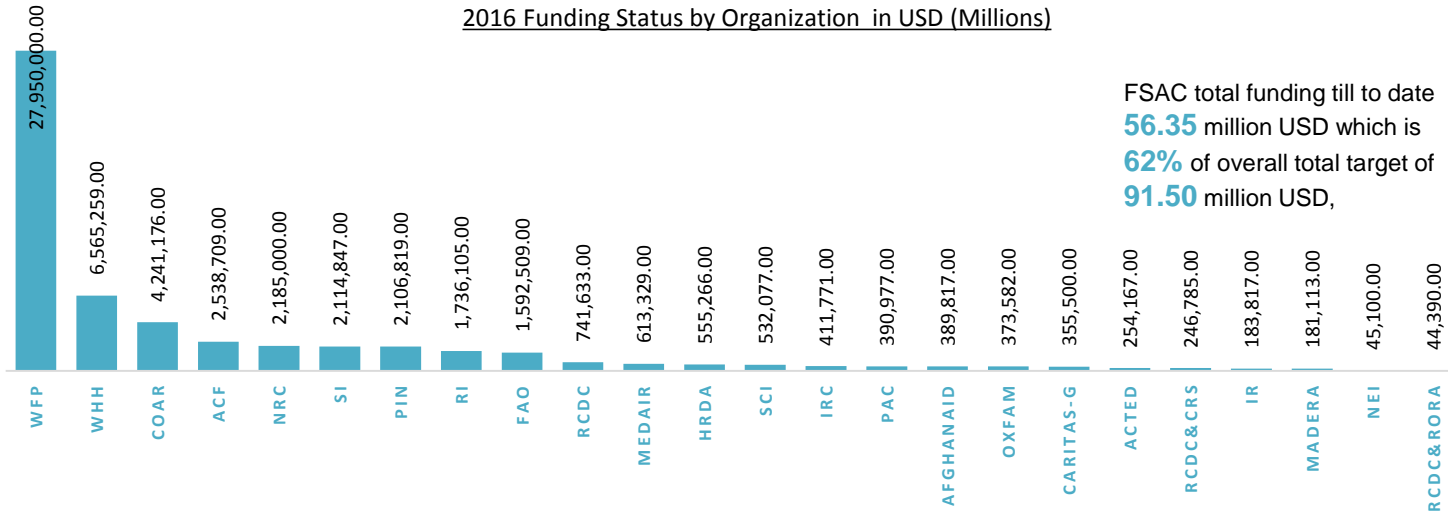
**Refugees & Returnees Reached**



Total **202,445** Refugees & Returnees, out of this **175,000** were refugees in Khost and Paktika province, and the remaining **27,445** were returnees in different locations, received unconditional food distribution.

■ Refugees ■ Returnees

**2016 Funding Status by Organization in USD (Millions)**



FSAC total funding till to date **56.35** million USD which is **62%** of overall total target of **91.50** million USD,

Information presented on this dashboard reflects data reported by the partners below to the Food Security & Agriculture Cluster (FSAC) from January to September 2016:



DATA SOURCES: FSAC 3W data updated from January to September 2016; funding status data updated as of June 2016; quarterly achievements data updated as of June 2016 ; Afghanistan Humanitarian Response Plan 2016



[www.FScluster.org/afghanistan](http://www.FScluster.org/afghanistan)

Javed Khan, Information Management Officer: [javedkhan.Bazargkheil@fao.org](mailto:javedkhan.Bazargkheil@fao.org)

Ziaullah Karokhel, National Data Analyst: [ziaullah.karokhel@fao.org](mailto:ziaullah.karokhel@fao.org)

The boundaries and names shown and the designations used on this map do not imply official endorsement or acceptance by the UN.

Date Created: October 2016

Source: Afghanistan



**USAID**  
FROM THE AMERICAN PEOPLE