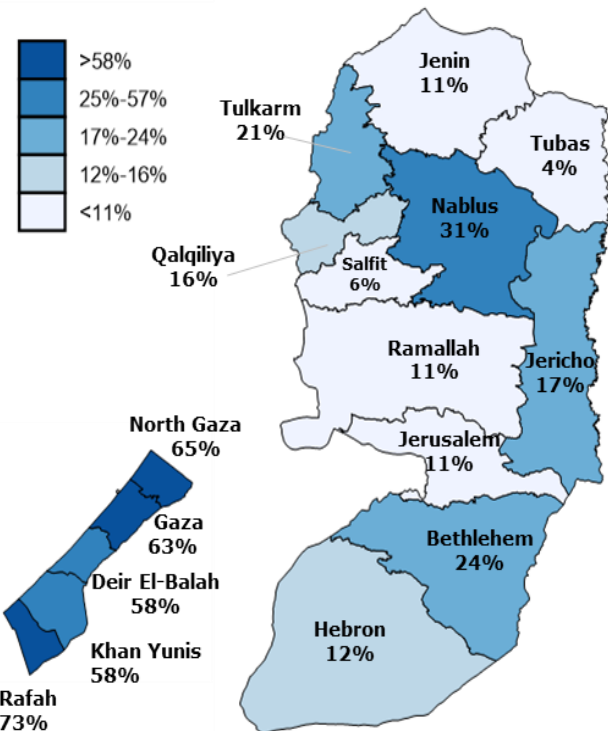


# Food Insecurity in Palestine - 2022

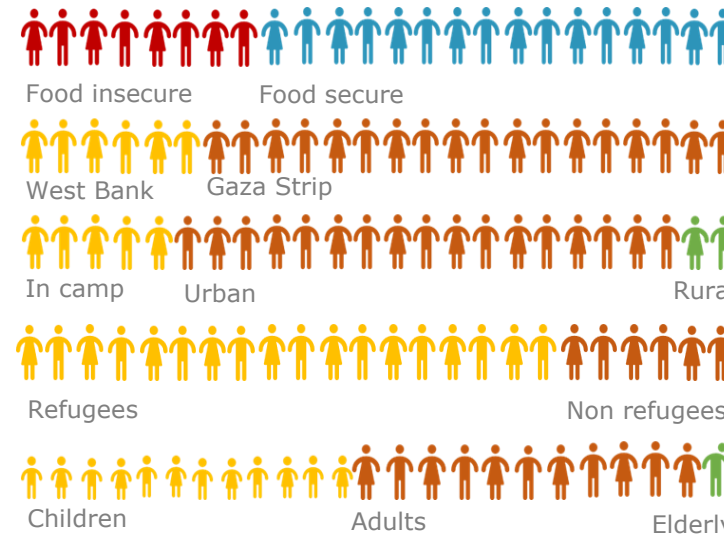
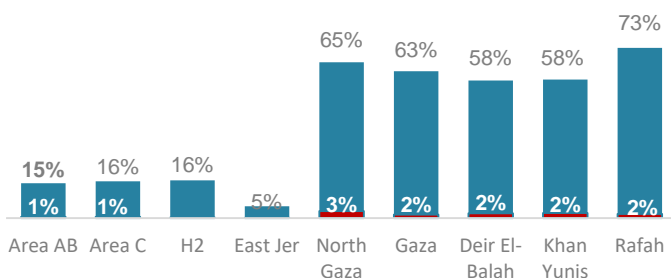


## Prevalence of food insecurity by Governorates



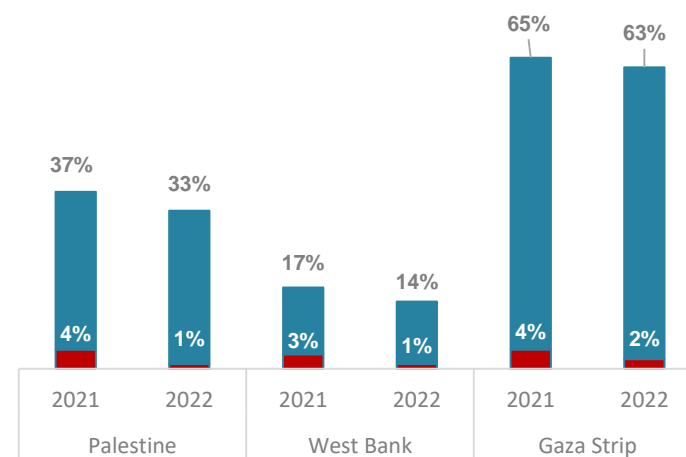
The above map indicates the prevalence of food insecurity. Lower percentages do not imply a lower severity of food insecurity.

## Prevalence of food insecurity by Strata

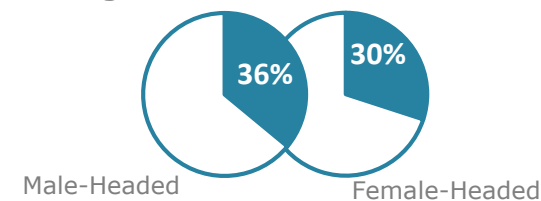


Food insecurity has been calculated using FIES on a 30 days recall

## Prevalence of Food insecurity 2021 Vs 2022



## Prevalence of food insecurity by gender of head of household



## Main Drivers

- Protracted conflict**
- Economic stagnation**
- Restriction on trade and access to resources**
- High poverty rate**
- High unemployment rate**
- Lack of availability/affordability of macro/micronutrient-rich food and obesity pose significant challenges to health and well-being.**
- Extremely vulnerable to malnutrition are pregnant, lactating women and children.**